

This file was downloaded from the American Curriculum website



Test Sun Moon Earth الملف

[Almanahj Website](#) → [American curriculum](#) → [10th Grade](#) → [Geology](#) → [Term 1](#) → [The file](#)

More files for 10th Grade , Subject Geology , Term 1


Worksheet about Water cycle	1
Worksheet about Natural disasters	2
Worksheet about Earths Magnetic Field	3
Worksheet about Motion of the Earth	4
Worksheet about EARTHS LAYERS AND TECTONIC PLATES	5
Worksheet about Earths Interior	6
Worksheet about Earths Crust	7

4.6 Quiz Sun, Moon, and Earth

1. Throughout the year, areas of the Earth's surface are either tilted away from the sun or toward the sun. This is a result of the Earth tilting on its axis. What is the main impact of this phenomenon?

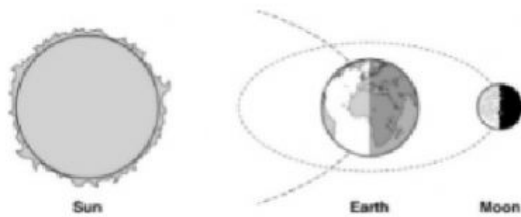
- A. it influences ocean currents
- B. it produces seasons
- C. it causes tides
- D. it generates winds

2. The diagram shows earth and the sun.



Which number represents the area of earth receiving the most energy from the sun? 1 2 3 4

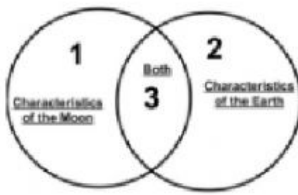
3. The picture shows the position of the sun, earth, and moon on one night.



What moon phase did people on earth see that night.

- A. first quarter
- B. full moon
- C. new moon
- D. third/last quarter

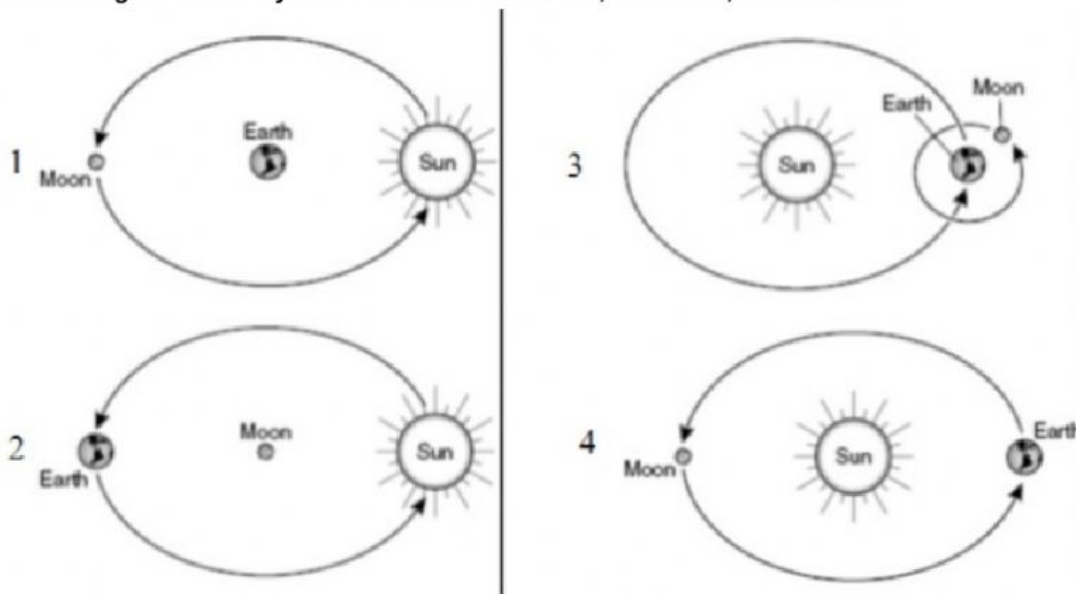
4. Look at the Venn diagram below.



Which of these would best fit in #3 in the Venn diagram.

- A. rocky surface
- B. active volcanoes
- C. liquid water present
- D. oxygen in the atmosphere

5. Which diagram correctly shows the orbits of Earth, the moon, and the sun?



6. Compared with Earth, the moon

- A. is two times larger.
- B. is four times larger.
- C. is smaller
- D. is about the same size

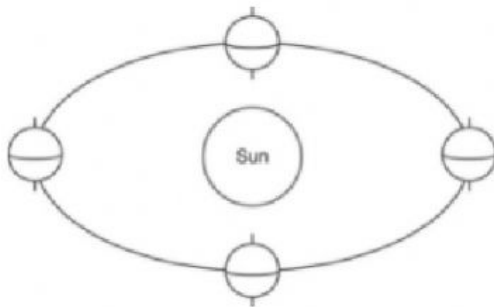
7. The table shows some of the characteristics of four different objects in our solar system.

object	size	temperature	orbit
1	small	cold	around a planet
2	small	cold	around the sun
3	large	hot	none
4	medium	warm	around the sun

Which object is a moon?

- A. object 1
- B. object 2
- C. object 3
- D. object 4

8. Raul made a model to show how the position of Earth around the Sun can affect the seasons.



What improvement should be made to the diagram to correctly show how Earth's position affects seasons?

- A. Add the tilt of Earth.
- B. Show the rotation of Earth
- C Show the moon orbiting the sun
- D. Add the other planets that orbit the sun

9. The table shows some physical characteristics of the sun and moon.

Sun	Moon
?	?
Rotates on its axis	Rotates on its axis
Creates its own light and heat	Reflects light from the sun

Which set of characteristics correctly completes the table?

A.

Sun	Moon
No gravitational pull	Strong gravitational pull

B.

Sun	Moon
Gas surface	Solid surface

C.

Sun	Moon
One-fourth the diameter of earth	110 times the diameter of earth

D.

Sun	Moon
No atmosphere	Atmosphere of gasses

10. A tide table shows the time and height of the high and low tides at a certain location. The table below shows the data for Virginia Beach.

Date	Time	Tide Height (feet)
Aug. 7	2:00 pm	4.2
Aug. 7	8:15 pm	0.4
Aug. 8	2:30 am	3.3
Aug. 8	8:45 am	0.1
Aug. 8	3:00 pm	4.1

Data courtesy of NOAA

Which of these best describes the pattern of the tides?

- A. High tides happen about 12 hours after low tides.
- B. Low tides happen only once every 24 hours
- C. High tides happen less often than low tides.
- D. Low tides happen about six hours after high tide.

