

This file was downloaded from the American Curriculum website



الملف Worksheet about Atom Revision and molecules

[Almanahj Website](#) → [American curriculum](#) → [1st Grade](#) → [Science](#) → [Term 1](#) → [The file](#)

More files for 1st Grade , Subject Science , Term 1


| | |
|--|---|
| Worksheet about Absorption | 1 |
| Worksheet about insects | 2 |
| Worksheet about push and pulley | 3 |
| Worksheet about First Science Exam | 4 |
| Worksheet about Human body parts | 5 |
| Review for final test | 6 |
| Science Exam | 7 |



Name: _____ Class: _____

REVISION

(ÔN TẬP)



01

Atoms and Molecules
(Nguyên tử và phân tử)



The smallest Unit of any matter is called an _____

When two or more atoms combine together chemically they form a _____



Water is one of the most common compounds and is made up of two hydrogen atoms and one oxygen atom. It is called a _____



CO₂ Carbon dioxide (CO₂) is a _____ It's made up of two _____ atoms and one _____ atom.



Oxygen (O) is an _____

02

Blood and Breath

a/ When we breathe in, we take in the _____ that our body needs from the air.

b/ When we breathe out, we expel the _____ that our body doesn't need.



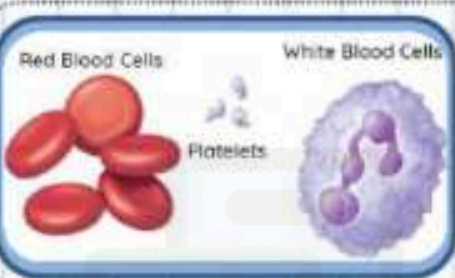


Blood is Blood is everywhere in our
..... Blood is very
Blood is needed to keep us

alive

body

red



In blood, there are
, and

DOWNLOAD MORE

FROM

03

The Brain (Bộ não)



Parts of human Brain

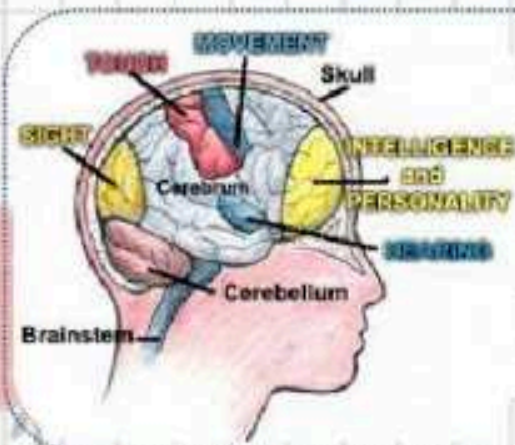
The brain is divided into **three parts**: the,
the, and the

cerebellum

brainstem

cerebrum

important



What is the brain responsible for?
(Bộ não chịu trách nhiệm gì?)

- Thinking (Intelligence and Personality)

-
-
-
-



Bones and Muscles

(Hệ xương và cơ)



Choose the correct word

femur

nose

stirrup

bones


heart

muscles

blood

skull

joints

The  is located in the

..... are hard and part of the skeleton.

..... are soft and keep the body together.

In between some bones are They allow movement.

The is the longest bone in the body.

The is the smallest bone in the body.



HEART



BONES



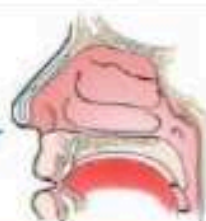
easy



BRAIN



fine

NOSE AND
NOSTRILS

hard

MUSCLES