

This file was downloaded from the American Curriculum website



Review English about Worksheet الملف

[Almanahj Website](#) → [American curriculum](#) → [3rd Grade](#) → [English](#) → [Term 1](#) → [The file](#)

More files for 3rd Grade , Subject English , Term 1

<a href="#">Final English Test</a>	1
<a href="#">English Reading and Listening and Writing Test</a>	2
<a href="#">Worksheet about Imperative Sentence</a>	3
<a href="#">Worksheet about writing and Reading skills</a>	4
<a href="#">Worksheet about English Reading and Listening</a>	5
<a href="#">English Review Test</a>	6
<a href="#">Worksheet about Reading Comprehension Review</a>	7

**PART II: READING AND WRITING (15 minutes)**

**Question 6. Look and read. Put a tick (✓) or cross (X) in the box. (1pt).**



0. This is pen.



0. This is a pencil



1. This is a school bag.



2. We are in the school gym.



3. May I close my book?



4. These are my notebooks.

**Question 7. Look and read. Write Yes or No as example: (1pt).**



a) This is a pen.

\_\_\_ Yes \_\_\_

b) That is a desk.

\_\_\_\_\_

c) Is it a book? Yes it is.

\_\_\_\_\_

d) These are my pencil sharpeners.

\_\_\_\_\_

e) Those are pencil cases

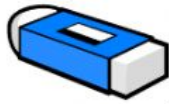
\_\_\_\_\_

**Question 8. Look at the pictures. Look at the letters. Write the words. (1 pt)**



0. n p e

→ p e n



1. r b e u b r → -----



2. o l s h o c → -----






3. o k o b → -----



4. r i b y l a r → -----

**Question 9. Choose a word from the box and write it next to numbers from 1-4. (1 pt)**  
**MY NEW SCHOOL**

Hello. My name is Hoa. I'm a pupil. This is my new (0) school. It's big. I'm in \_\_\_\_\_ class  
3A. It's a (1) \_\_\_\_\_. We read books in the (2) \_\_\_\_\_. There is a (3)  
\_\_\_\_\_ in my school. At break we (4) \_\_\_\_\_ hide and seek. I'm happy in my new school.

				
library	play	school	computer room	small classroom

**The End**