


This file was downloaded from the American Curriculum website



factors and shape 3D of net and even odd and Sequence about Worksheet الملف

[Almanahj Website](#) → [American curriculum](#) → [4th Grade](#) → [Math](#) → [Term 1](#) → [The file](#)

More files for 4th Grade , Subject Math , Term 1

<a href="#">Worksheet about Triangles</a>	1
<a href="#">Worksheet Mental Maths</a>	2
<a href="#">Worksheet about Review math for mid term 2</a>	3
<a href="#">Worksheet about Math Revision</a>	4
<a href="#">Worksheet about adding numbers</a>	5
<a href="#">Worksheet about Complete patterns</a>	6
<a href="#">Worksheet about revision final test</a>	7



# DL DAV Model School

ND Block , Pitampura, Delhi- 34



Work sheet - Class -III  
Subject - Mathematics

1. Imagine you reach out to each bag and take out a shape. Choose the best answer for each question.

a) What is the probability of choosing a  ?



1) Impossible 2) certain 3) likely 4) unlikely

A) \_\_\_\_\_

b) What is the probability of choosing a  ?



1) Impossible 2) certain 3) likely 4) unlikely

A) \_\_\_\_\_

c) What is the probability of choosing a 



1) Impossible 2) certain 3) likely 4) unlikely

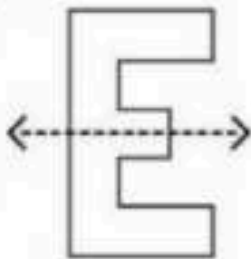
A) \_\_\_\_\_

DOWNLOAD MORE

FROM

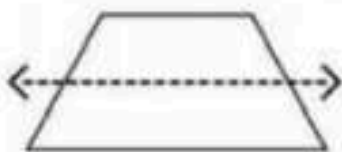
**2. Choose the correct option- for the following shapes that have the dotted line as a line of symmetry?**

a) Yes      b) No




A) \_\_\_\_\_

b) Yes      b) No



A) \_\_\_\_\_

3. Complete the factor pair diagrams and complete the blank:



a) \_\_\_\_\_ is a multiple of \_\_\_\_\_ and 4 because  
\_\_\_\_\_  $\div$  4 = \_\_\_\_\_

b) \_\_\_\_\_ and 8 are factors of \_\_\_\_\_ because  
\_\_\_\_\_  $\times$  8 = 72

4. Find the odd one out .Use factors to help you explain how you know:

7, 35, 21, 43, 56

A) \_\_\_\_\_

5. Decompose the number to show the place value part to nearest 1000

145,270 - \_\_\_\_\_

6. Write true or false as answer:

a)  $436\ 800 < 4368$  hundreds    A) \_\_\_\_\_

b)  $\text{odd} - \text{odd} = \text{odd}$     A) \_\_\_\_\_

7. Look at the sequence and complete the number pattern:

a) 2, 4, 8, 16, \_\_\_\_\_

Rule is \_\_\_\_\_ the previous number

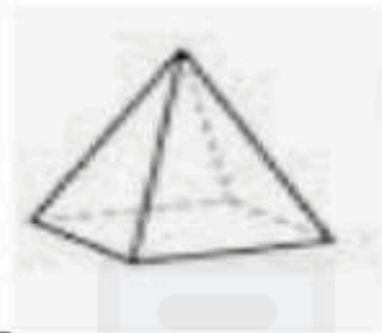
b) 320, \_\_\_\_\_, \_\_\_\_\_, \_\_\_\_\_, 240, \_\_\_\_\_

Rule is \_\_\_\_\_ from previous number

8. Complete the box:

Rule	1st term	3rd term
Subtract 2 and multiply by 4	5	

9. Identify and write the number of faces, vertices and edges of the figure:



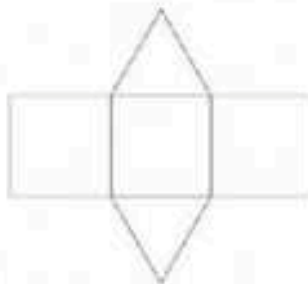
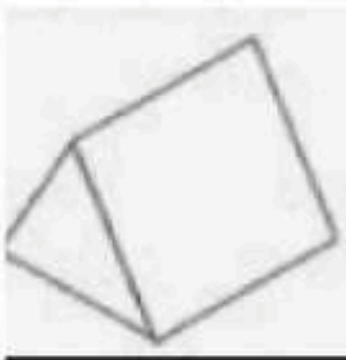
Faces - \_\_\_\_\_

Edges - \_\_\_\_\_

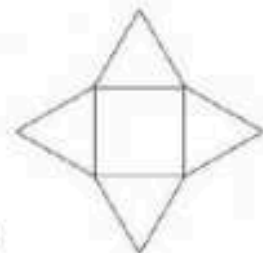
Vertices - \_\_\_\_\_

alManahj.com/us

10. Choose the write net for the 3 D shape given:



(a)



(b)

A- \_\_\_\_\_