

This file was downloaded from the American Curriculum website



الملف Addition about properties Worksheet

[Almanahj Website](#) → [American curriculum](#) → [3rd Grade](#) → [Math](#) → [Term 1](#) → [The file](#)

More files for 3rd Grade , Subject Math , Term 1

Worksheet about Math Review 2	1
Fractions in Simplest Form	2
Examen Math	3
Worksheet about Math Review	4
Worksheet about Revision and Mental addition and Mental subtraction	5
Worksheet about shapes and time	6
Tests for Number logic and primes and geometry	7

ENGLISH FOR PRIMARY MATH 4

UNIT 3: EXPRESSIONS

LESSON 3: ADDITION PROPERTIES

1. Look, read and match.



$$40 + 50 = 50 + 40$$

$$(2 + 3) + 4 = 2 + (3 + 4)$$

$$(26 + 13) + 37 = 26 + (13 + 37)$$

$$100 + 200 = 200 + 100$$

DOWNLOAD MORE
FROM

alManahj.com/us

commutative property

associative property

2. Listen and tick.



a. $16 + 59 = 59 + 16$ $(16 + 59) + 10 = 16 + (59 + 10)$

b. $(34 + 12) + 27 = 34 + (12 + 27)$ $34 + 12 = 12 + 34$

c. $(12 + a) + 5 = 12 + (a + 5)$ $12 + a = a + 12$

d. $b + 10 = 10 + b$ $(b + 10) + 15 = b + (10 + 15)$

3. Read and write T for True and F for False.

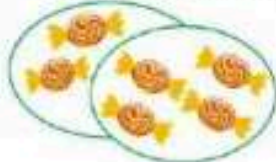


- a. By the commutative property of addition, $3 + 2 = 2 + 3$. _____
- b. According to the associative property, $3 + 5 = 4 + 4$. _____
- c. By the associative property of addition, $(3 + 5) + 4 = 3 + (5 + 4)$. _____
- d. According to the commutative property of addition, $(3 + 4 + 5) = (4 + 4 + 4)$. _____


4. Look and write.



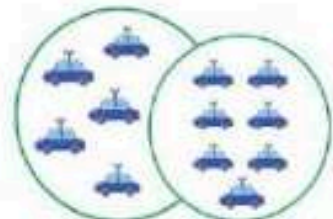
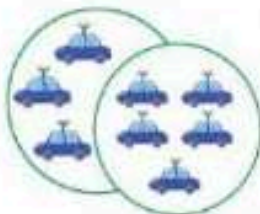
..... + = +



(..... +) + = + (..... +



..... + = +



(..... +) + = + (..... +