


This file was downloaded from the American Curriculum website



Model Store and Disassemble about Worksheet الملف

[Almanahj Website](#) → [American curriculum](#) → [2nd Grade](#) → [Science](#) → [Term 1](#) → [The file](#)

More files for 2nd Grade , Subject Science , Term 1

<a href="#">Worksheet about Components and Illustrated Manual</a>	1
<a href="#">Worksheet about Mixture</a>	2
<a href="#">Worksheet about balanced diet</a>	3
<a href="#">Worksheet about Health and body</a>	4
<a href="#">Worksheet about science review</a>	5
<a href="#">Worksheet about Science Year 2 Pentaksiran Standard</a>	6
<a href="#">Worksheet about light and dark</a>	7

## SK CATHOLIC ENGLISH (M) KUCHING

SCIENCE YEAR 2 PdPR Week 37 Wednesday 3<sup>rd</sup> November 2021

Theme : Technology and Sustainability of Life

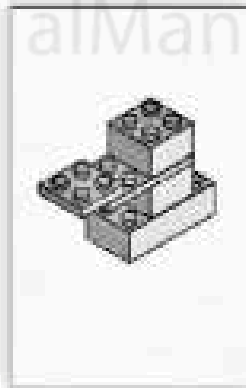
10.0 : Technology

10.1 : Building Set

10.1.5 : Disassemble the built structure in sequence and store the components into a storage container.

### Assembling a Model Based on the Illustrated Manual

Drag and drop the pictures in the correct sequence to build a model of a rose.



1

2

3

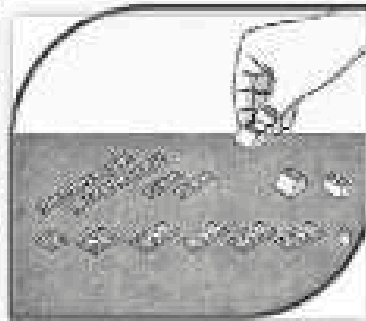
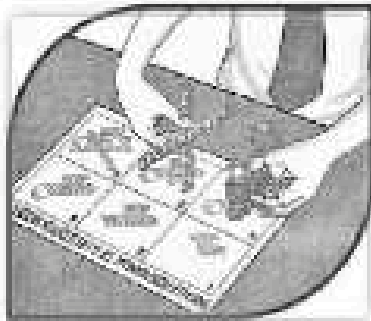
4

5

6

## Disassembling and Storing

Drag and drop the pictures in the correct sequence for disassembling and storing a building set manual.



1

Disassemble the components starting with the final step of assembling.

2

Count the assembled components.

3

Arrange the disassembled components according to their shapes.

4

Arrange the components in the compartments and store the box.