

This file has been downloaded from the Almanahj website



The file: Worksheet about Super Minds Student's Book 1

[Almanahj Website](#) ⇒ [American curriculum](#) ⇒ [1st Grade](#) ⇒ [English](#) ⇒ [Term 1](#)

More files for: 1st Grade subject English - Term 1

Worksheet about it and ob word families	1
Worksheet about english Imperatives	2
Worksheet about english word family	3
Worksheet about english Phonics	4
Title Worksheet about Reading Skills	5
Worksheet about english Phonics	6
Worksheet about Unscramble sentences and Plural Nouns	7

Social Media links for 1st Grade



Section A

Task 1: Look at the pictures. Choose the correct answers.



1. _____ your left hand, please.

- A Hold
- B Open
- C Raise



4. _____ the pictures, please.

- A Rub
- B Write
- C Colour



2. _____ the floor, please.

- A Sweep
- B Wash
- C Wipe



5. _____ the ball, please.

- A Kick
- B Throw
- C Pick up



3. _____ the notebook, please.

- A Hold
- B Open
- C Put away



6. _____ your textbook to page 10, please.

- A Pass
- B Open
- C Put away

Reminder: Please do call me during tutorial period if you have any questions.

Section B

Task 2: Rearrange the words to form complete instructions.

1. please. * Open * your bag,

4. please. * your desk, * Tidy

2. Pass me * please. * a pencil,

5. your hand, * please. * Raise

3. desk, * Sit * please. * at the

Task 3: Match the instructions with the pictures.

1 Take out your eraser, please.


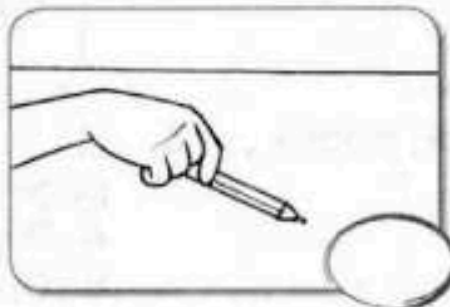

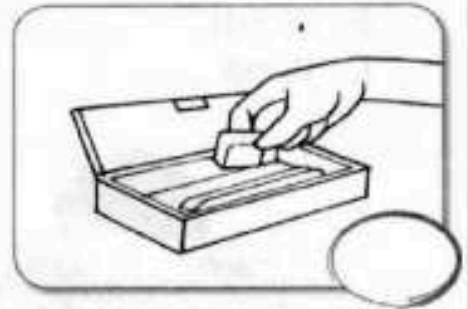

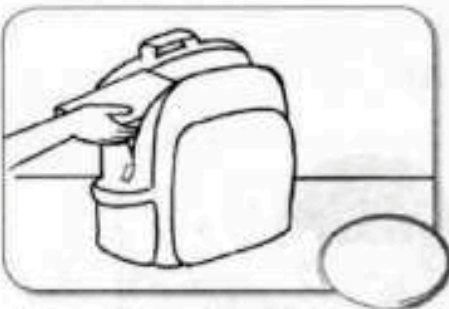
3 Arrange your books, please.

5 Put away your pencil case, please.

2 Pick up the pencil, please.

4 Pass me a notebook, please.

6 Stand up, please.



Reminder: Please do call me during tutorial period if you have any questions.