

This file was downloaded from the American Curriculum website

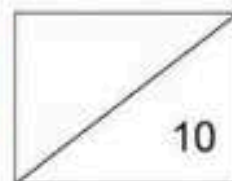


Exam Science الملف

[Almanahj Website](#) → [American curriculum](#) → [6th Grade](#) → [Science](#) → [Term 1](#) → [The file](#)

More files for 6th Grade , Subject Science , Term 1

<a href="#">Worksheet about Science Review</a>	1
<a href="#">Worksheet about forms of energy</a>	2
<a href="#">Science test practice</a>	3
<a href="#">Science Test Practice</a>	4
<a href="#">Worksheet about Light</a>	5
<a href="#">Worksheet about Energy</a>	6
<a href="#">Worksheet about Physical Science</a>	7



Name:

Class:

Day/date:

## TOPICAL ASSESSMENT (2020/2021)

### YEAR 6

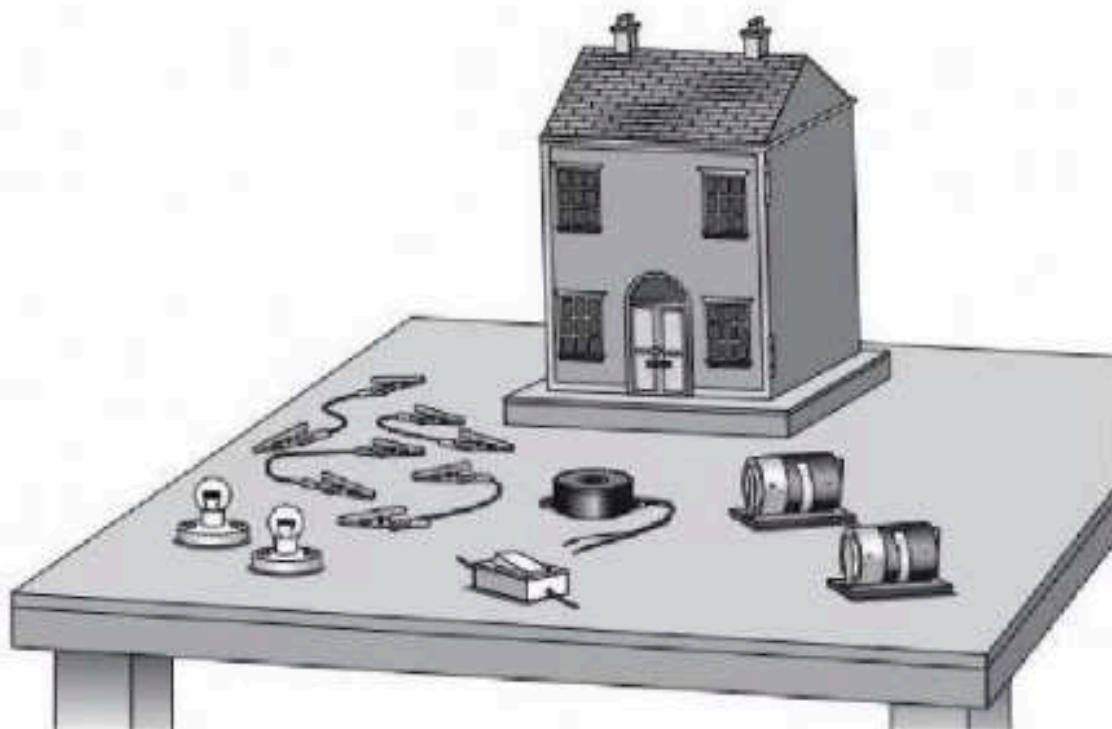
### TOPIC 5: ELECTRICAL CONDUCTORS AND INSULATORS

FROM

alManahj.com/us

Answer **ALL** questions below.

- 1 A group of children are making a circuit for a door bell and lights in a model house.



The circuit symbols for the parts used in the circuit are shown below.

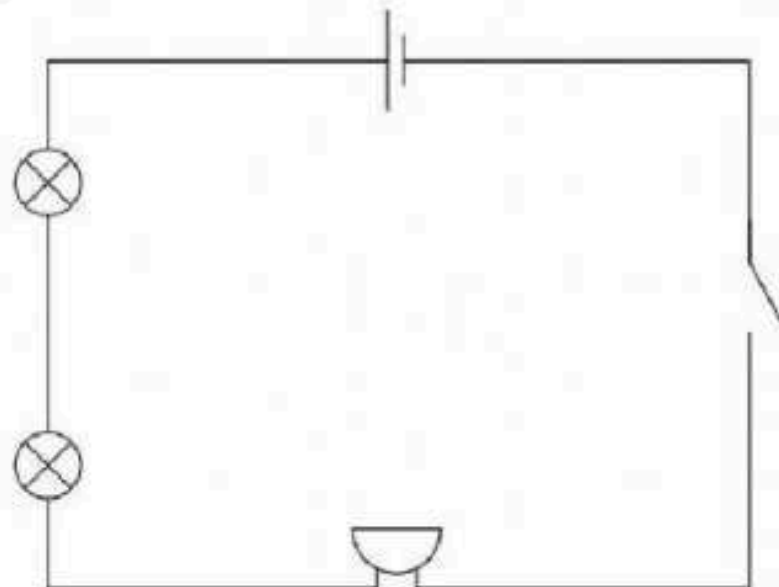
- (a) Write the name of each part next to its circuit symbol. [2]

Circuit symbol

Name of part



- (b) The children make this circuit.



- (i) What must the children do to their circuit to turn the light bulbs and the buzzer on?

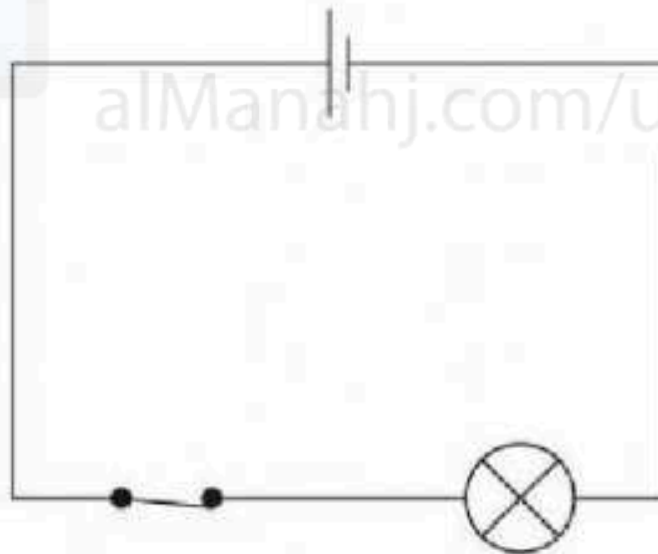
.....[1]

- (ii) The buzzer only makes a quiet sound.  
How could the children change the circuit to make the buzzer louder?  
Give **two** ways.

1 .....

2 ..... [1]

- 2 Look at this electrical circuit.  
Why does this electrical circuit not work?  
Tick (✓) one box.



the lamp is on the wrong side of the switch

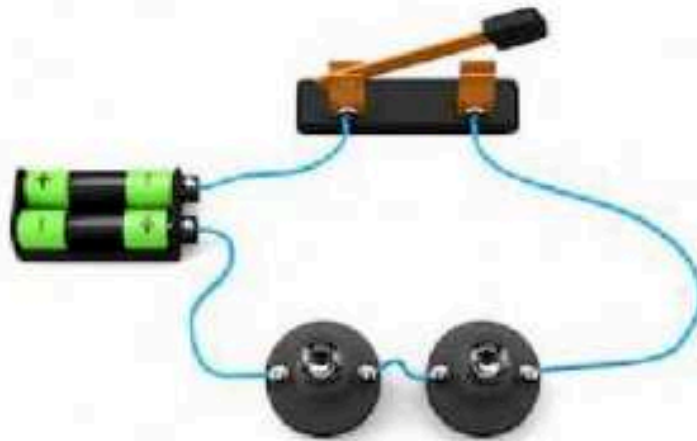
the switch is open

there is no cell

the circuit is not complete

[1]

3 Here is an electric circuit.

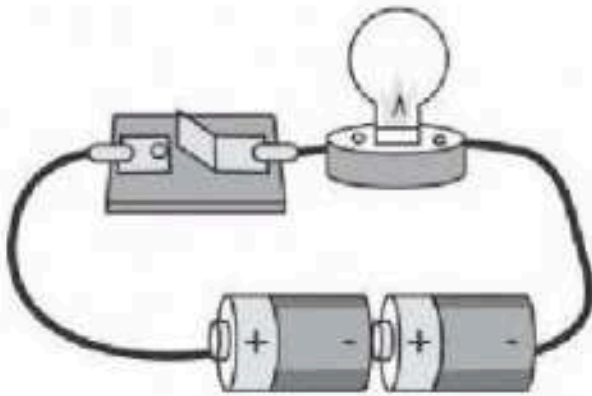


Draw the circuit diagram in the space below.


DOWNLOAD MORE FROM [alManahj.com/us](http://alManahj.com/us)

[2]

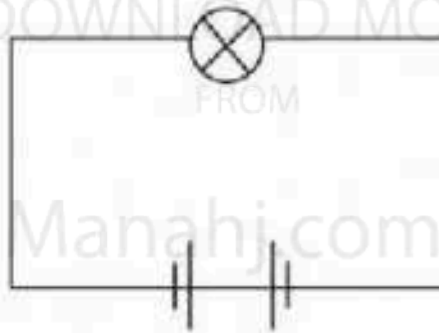
4 Why don't these circuits work?



Circuit 1



Circuit 2



Circuit 3

Circuit 1 does not work because .....

Circuit 2 does not work because .....

Circuit 3 does not work because .....

[3]