

This file has been downloaded from the Almanahj website



The file: Worksheet about Ordinal Numbers

[Almanahj Website](#) ⇒ [American curriculum](#) ⇒ [1st Grade](#) ⇒ [Math](#) ⇒ [Term 1](#)

More files for: 1st Grade subject Math - Term 1

Math first term test	1
Worksheet about Math Pattern	2
Exam about number 6 and 7 and 8	3
Missing addend (whole tens) sums with 150	4
Adding whole tens (2 addends) numbers - sum 100 or less	5
Adding whole tens (2 addends) numbers - sum 90 or less	6
Adding whole tens (2 addends) numbers - sum 80 or less	7

Social Media links for 1st Grade



Read the instructions well to answer correctly.

1) Match by drawing lines.

- | | | |
|----------|---|-----------------|
| second ♥ | ♥ | 9 th |
| first ♥ | ♥ | 1 st |
| ninth ♥ | ♥ | 3 rd |
| third ♥ | ♥ | 5 th |
| fifth ♥ | ♥ | 2 nd |

2) Click the arrow  and choose the position.



The cat is in the _____ from the left.

3) Drag and place each animal correctly in the box.

- > The crab is the 1st from the left.
- > The jellyfish is the 3rd from the left.



4) Type the correct answer in the box.

- a. What is the first day in a week? _____
- b. What is the last day in a week? _____
- c. What is the day after Wednesday? _____

5) Drag and drop the days below into the correct order.

- Tuesday
- Sunday
- Monday
- Saturday
- Thursday
- Wednesday
- Friday

DOWNLOAD MORE
FROM


6) Click the taller child.



7) Click the longer object.




8) Click the shorter object.



9) Click the tallest person.




10) Click the shortest ladder.




11) Click the longest rope.




12) Click the heavier fruit.



13) Click the lighter thing.



14) Click the arrow  and choose 'lighter' or 'heavier'.

