

This file was downloaded from the American Curriculum website



sheet review Perimeter and Area Math الملف

[Almanahj Website](#) → [American curriculum](#) → [3rd Grade](#) → [Math](#) → [Term 1](#) → [The file](#)

More files for 3rd Grade , Subject Math , Term 1






Worksheet about days and months	1
Worksheet about Solving subtraction word problems	2
Math Area and Perimeter review sheet	3
Worksheet about 3D shapes	4
Revision Midterm Test	5
Worksheet about Brandi's word problems	6
Worksheet about Area polygon	7

Name: Class: Date:

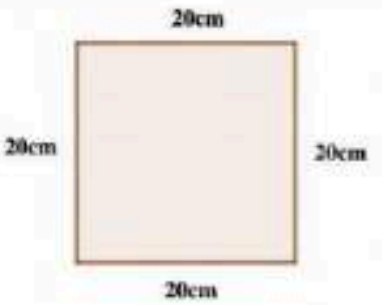


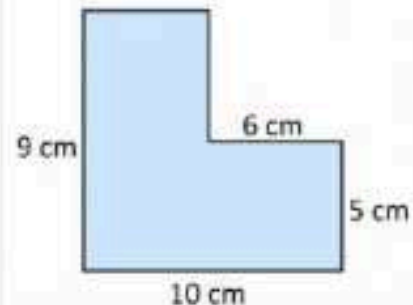
Math review sheet

Area & Perimeter

1. Area

	Area: <input type="text"/> cm^2
	Area: <input type="text"/> cm^2
	Area: <input type="text"/> cm^2
	Area: <input type="text"/> cm^2
	Area: <input type="text"/> ft^2

2. Perimeter

 <p>A square with side length 20 cm. The top side is labeled 20cm, the left side is labeled 20cm, the right side is labeled 20cm, and the bottom side is labeled 20cm.</p>	Perimeter: <input type="text"/> cm
 <p>A square with side length 7 ft. The left side is labeled 7 ft and the bottom side is labeled 7 ft.</p>	Perimeter: <input type="text"/> ft
 <p>A rectangle with length 14 cm and width 7 cm. The left side is labeled 7 cm and the bottom side is labeled 14 cm.</p>	Perimeter: <input type="text"/> cm
 <p>An L-shaped polygon with side lengths 9 cm, 10 cm, 5 cm, 6 cm, and 9 cm. The left vertical side is 9 cm, the bottom horizontal side is 10 cm, the right vertical side is 5 cm, the top horizontal side of the right part is 6 cm, and the top vertical side of the left part is 9 cm.</p>	Perimeter: <input type="text"/> cm

Good Luck! 🍀