

This file was downloaded from the American Curriculum website



الملف Worksheet about Human body parts

[Almanahj Website](#) → [American curriculum](#) → [1st Grade](#) → [Science](#) → [Term 1](#) → [The file](#)

More files for 1st Grade , Subject Science , Term 1

<a href="#">Worksheet about Absorption</a>	1
<a href="#">Worksheet about insects</a>	2
<a href="#">Worksheet about push and pulley</a>	3
<a href="#">Worksheet about First Science Exam</a>	4
<a href="#">Worksheet about Human body parts</a>	5
<a href="#">Review for final test</a>	6
<a href="#">Science Exam</a>	7

## Unit 7 Science day

### 1. Look and write

eye      mouth  
 ear      foot  
 arm      toe  
 leg      finger  
 hand     nose



### 2. Look and write the missing letters

a) a _ m <input type="text"/>	b) _ and <input type="text"/>	c) fing _ _ <input type="text"/>	d) l _ g <input type="text"/>	e) _ _ ot <input type="text"/>	f) t _ _ <input type="text"/>

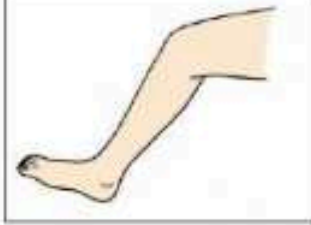
## Unit 7 Science day

### 3. Look and answer



a. What are these ?

These are my arms.



b. What is this ?



c. What are these ?



d. What is this ?



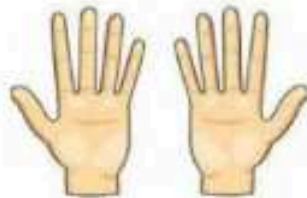
e. What are these ?



f. What are these ?



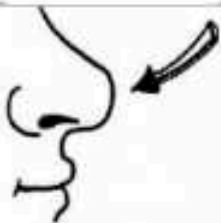
g. What are these ?



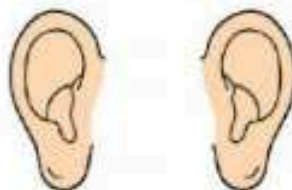
h. What are these ?



i. What is this ?



j. What is this ?



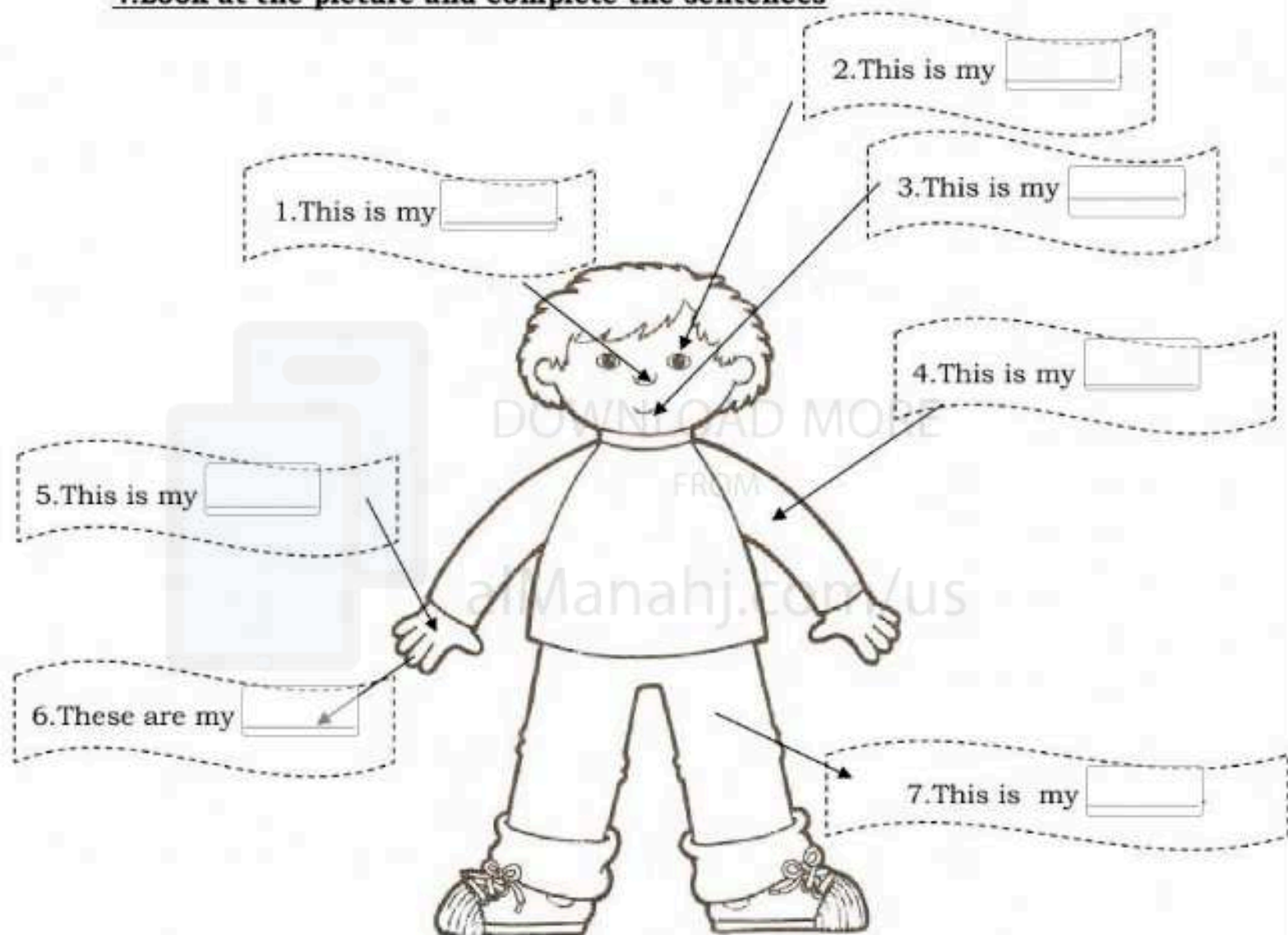
k. What are these ?



l. What is this ?

## Unit 7 Science day

### 4. Look at the picture and complete the sentences



### 5. Look and complete the sentences.

- Is this my eye? Yes, it .
- Are these my arms? , they are.
- this my nose? No, it isn't.
- Are these my legs? No, .
- Is this my hand? , it is.
- my fingers? No, they aren't.

## Unit 7 Science day

### 6. Order the words to create a sentence

a. Are/these/legs?my/

b. These/eyes./are/my/

c. is/nose./This/my/ .....

d. hands./are/These/are/

e. eye./This/is/my/ .....

f. legs./These/are/my/ .....

g. foot ?/Is/this/my/ .....

h. are/These/my/fingers./

i. ears?/Are/these/my / .....

j. is/This/mouth./my .....

k. Are/feet?/these/my/ .....

l. These/arms./are/my/ .....

m. toes?/Are/these/my / .....

n. is/This/hand./my .....

o. Is/mouth ?/my/this / .....

DOWNLOAD MORE










FROM

ahManahj.com/us




## Unit 7 Science day

### 7. Count and write

		
I have <b>two</b> ears.	I have ..... arms.	I have ..... nose.
		
I have ..... fingers.	I have ..... hands.	I have ..... legs.
		
I have ..... toes.	I have ..... foot.	I have ..... feet.

### 8. Color the face

	<ol style="list-style-type: none"><li>1 My eyes are <b>blue</b>.</li><li>2 My mouth is <b>red</b>.</li><li>3 My nose is <b>orange</b>.</li><li>4 My ears are <b>brown</b>.</li></ol>
---	--

## Unit 7 Science day

### 9. Write the sentence following the picture



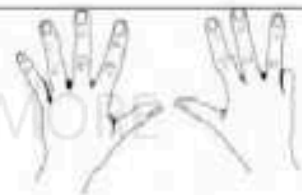
are my arms.



is my .



These  my .



These are .



my legs.



is my .





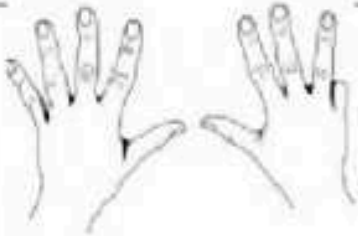






These  my .



are my .

## Unit 7 Science day

### 10. Look and tick (✓) or cross (✗)

 <input checked="" type="checkbox"/>	 <input type="checkbox"/>	 <input type="checkbox"/>
These are my legs.	These are my ears.	These are my fingers.
 <input type="checkbox"/>	 <input type="checkbox"/>	 <input type="checkbox"/>
These are my arms.	These are my toes.	This is my face.
 <input type="checkbox"/>	 <input type="checkbox"/>	 <input type="checkbox"/>
These are my ears.	These are my hands.	These are my hands.





### 11. Look and write : wash my face , wash my hands ,brush my hair ,brush my teeth





## Unit 7 Science day

### 12. Order the words to create a sentence

	a) can/I/wash/my/face./	<input style="width: 100%; height: 20px; border: 1px solid black; border-bottom: 1px dotted black;" type="text"/>
	b) my/hair./I /can/brush/	<input style="width: 100%; height: 20px; border: 1px solid black; border-bottom: 1px dotted black;" type="text"/>
	c) brush/my /teeth./I/can/	<input style="width: 100%; height: 20px; border: 1px solid black; border-bottom: 1px dotted black;" type="text"/>
	d) can/I/wash/my/hands./	<input style="width: 100%; height: 20px; border: 1px solid black; border-bottom: 1px dotted black;" type="text"/>

### 13 Circle the odd one out

a. eyes	b. ears	c. hands	d. wash
a. elephant	b. hippo	c. legs	d. tiger
a. swim	b. teeth	c. brush	d. wash
a. ten	b. five	c. yellow	d. three
a. This	b. Those	c. These	d. It
a. What	b. When	c. Who	d. Can
a. your	b. He	c. She	d. I