

This file was downloaded from the American Curriculum website



Components the Storing about Worksheet الملف

[Almanahj Website](#) → [American curriculum](#) → [2nd Grade](#) → [Science](#) → [Term 1](#) → [The file](#)

More files for 2nd Grade , Subject Science , Term 1

<a href="#">Worksheet about Disassemble and Store Model</a>	1
<a href="#">Worksheet about Components and Illustrated Manual</a>	2
<a href="#">Worksheet about Mixture</a>	3
<a href="#">Worksheet about balanced diet</a>	4
<a href="#">Worksheet about Health and body</a>	5
<a href="#">Worksheet about science review</a>	6
<a href="#">Worksheet about Science Year 2 Pentaksiran Standard</a>	7

DOWNLOAD MORE

**SK CATHOLIC ENGLISH (M) KUCHING**

**SCIENCE YEAR 2 PdPR Week 38 Wednesday 10<sup>th</sup> November 202**

**Theme : Technology and Sustainability of Life**

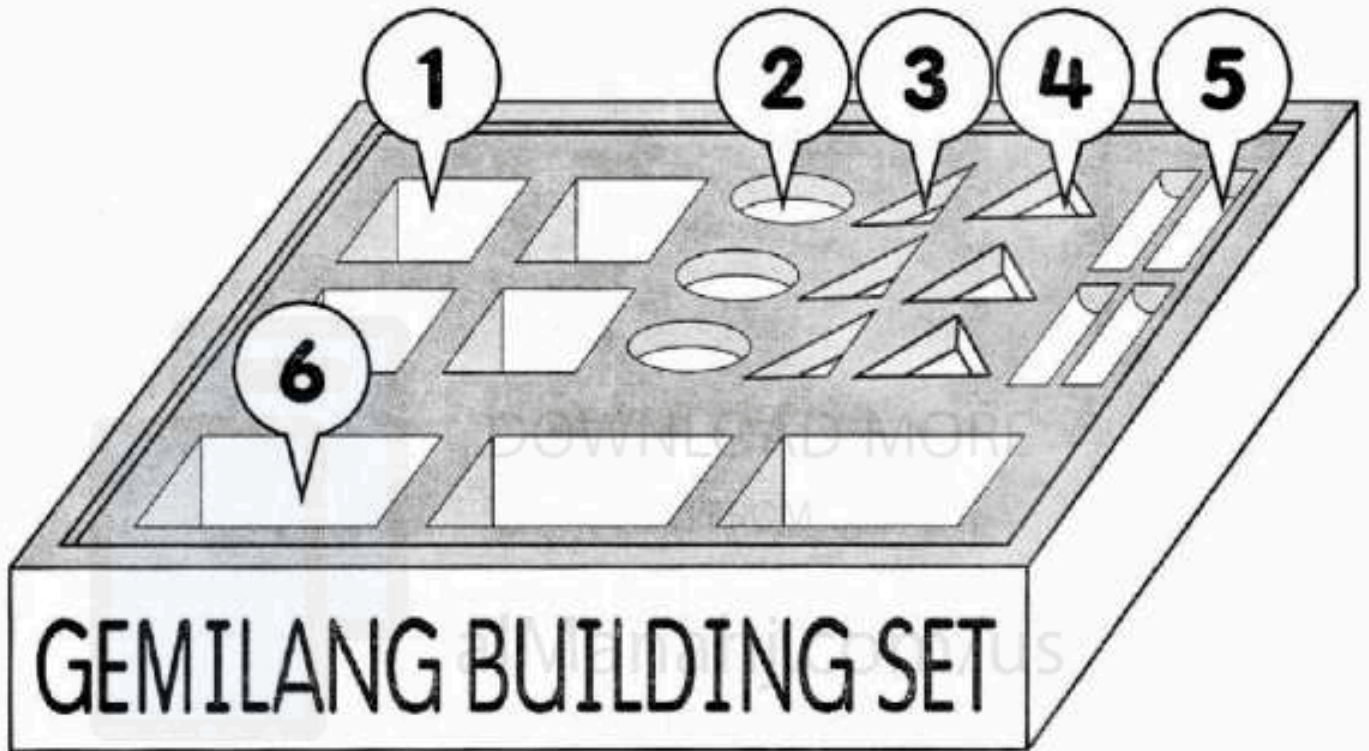
**10.0 : Technology**

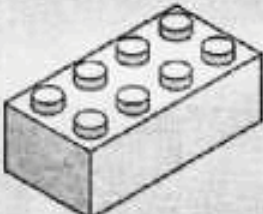
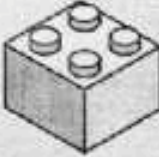
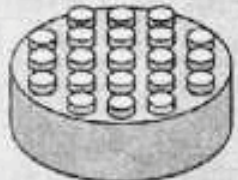
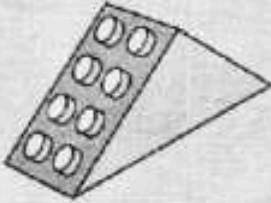
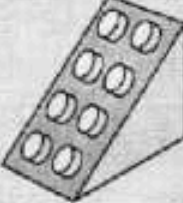

**10.1 : Building Set**

**10.1.5 : Disassemble the built structure in sequence and store the components into a storage container.**

## STORING THE COMPONENTS

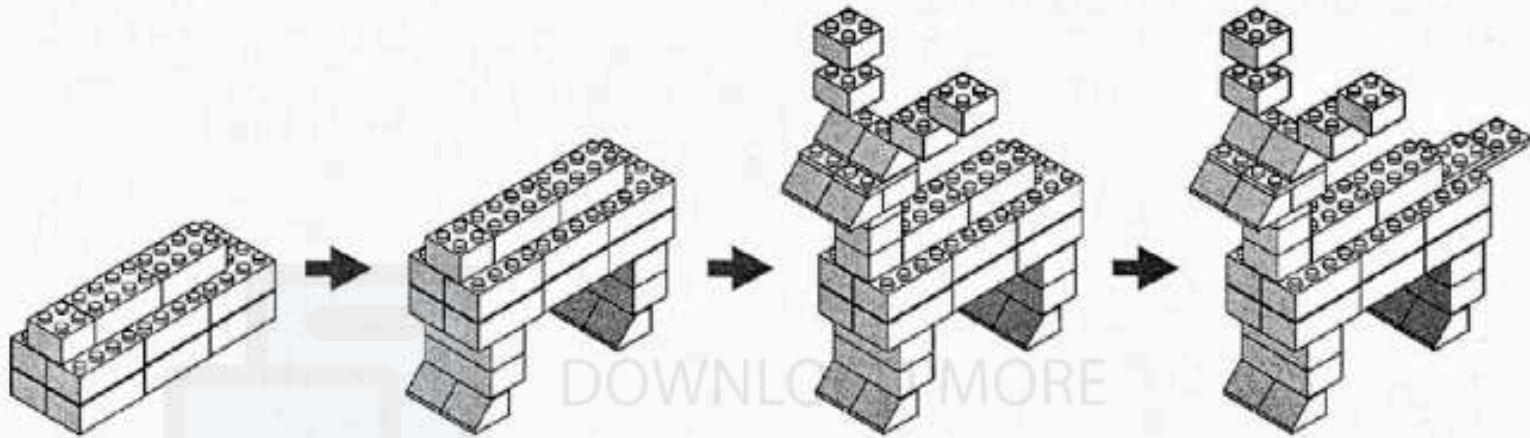
Match each component to the number of correct storage compartment.



<b>A</b>  <input type="text"/>	<b>B</b>  <input type="text"/>	<b>C</b>  <input type="text"/>
<b>D</b>  <input type="text"/>	<b>E</b>  <input type="text"/>	<b>F</b>  <input type="text"/>

## MY BUILDING SET MODEL

Kanang has built the following model.



1. Kanang has built a model of

an animal

a vehicle

2. The shape of his model is like a

deer

bird

ship

3. First, Kanang assembled the

body

head

section

4. Then, he continued to build the

horn

leg

section

5. After that, he formed the

head

tail

section

6. Finally, Kanang assembled the

tail

horn

section