

This file has been downloaded from the Almanahj website



The file: Worksheet about the smallest and greatest number

[Almanahj Website](#) ⇒ [American curriculum](#) ⇒ [3rd Grade](#) ⇒ [Math](#) ⇒ [Term 1](#)

More files for: 3rd Grade subject Math - Term 1

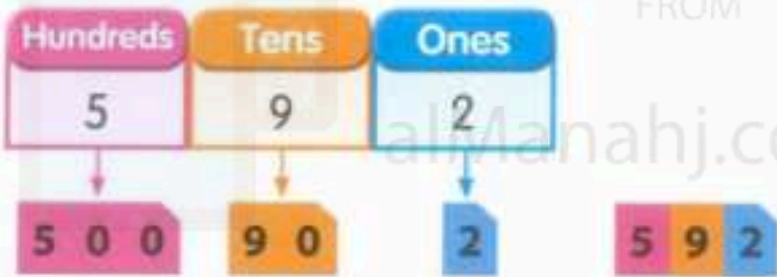
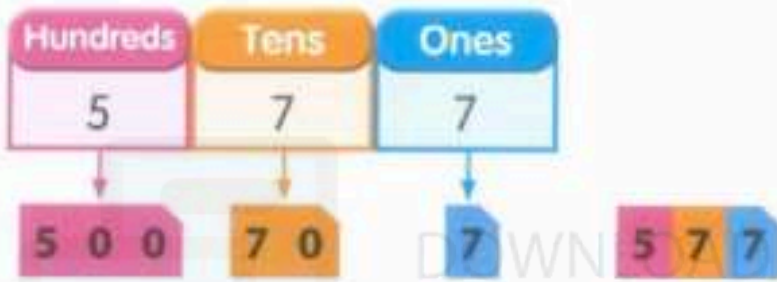
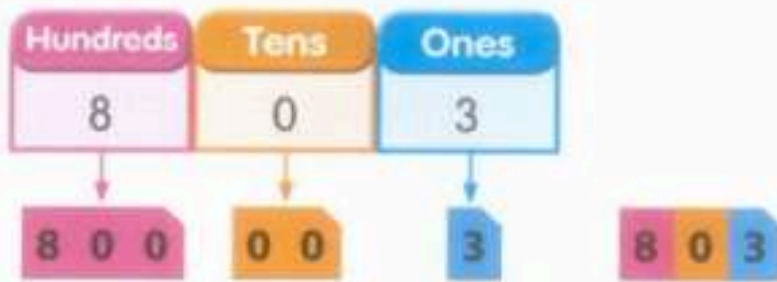
[worksheet about the Value and Place Value \(with answers\)](#)

1

Social Media links for 3rd Grade



2 (a) Find the smallest number and the greatest number.



Compare the hundreds.

8 hundreds is greater than 5 hundreds.

So, 803 is the greatest number.


577 has the same number of hundreds as 592.

Compare the tens.

7 tens is smaller than 9 tens.

So, 577 is the smallest number.

(b) Arrange the numbers from the greatest to the smallest.



Pair and Share

- 1 Share with your partner how you compare and arrange numbers. Take turns to use place value cards to compare the numbers below. Which number is the greatest? Which number is the smallest? Arrange the numbers from the greatest to the smallest.
- (a) 180, 106, 350 (b) 291, 912, 129 (c) 256, 526, 265

- 2 Take turns to roll 3 dice to get 3 numbers. Use the 3 numbers to make the smallest and the greatest 3-digit numbers.

example

 643
greatest

 346
smallest

Do and Learn

- 1 Arrange the numbers from the smallest to the greatest.

(a)  838  785  790

smallest

(b)  329  392  239  402

smallest

- 2 Arrange the numbers from the greatest to the smallest.

(a)  367  515  509

greatest

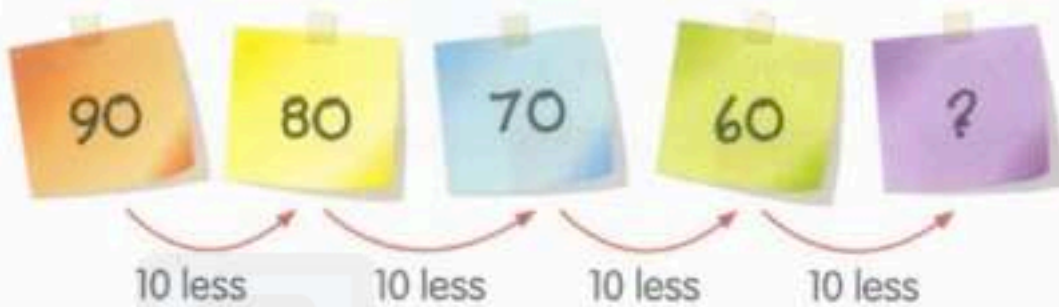
(b)  878  798  879  789

greatest

Let's Recall

Number patterns within 100

1 What number comes next?



10 less than 60 is 50. DOWNLOAD MORE
The next number in the pattern is 50. ai.vianahj.com

2 What is the missing number?



2 more than 78 is 80.
The missing number in the pattern is 80.

Your Turn

What is the next number?

