

This file was downloaded from the American Curriculum website



Worksheet Science الملف

[Almanahj Website](#) → [American curriculum](#) → [5th Grade](#) → [Science](#) → [Term 1](#) → [The file](#)

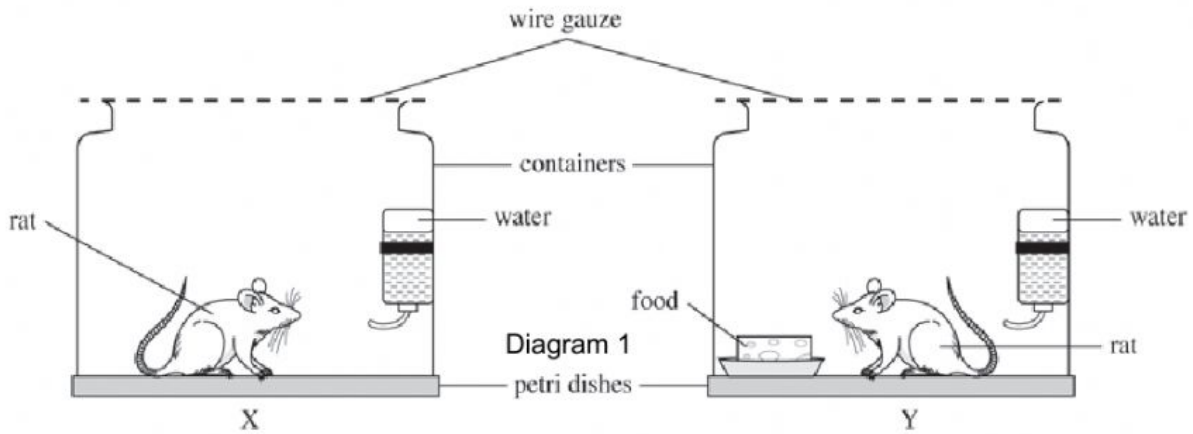
More files for 5th Grade , Subject Science , Term 1

Worksheet about Magnetism	1
Worksheet about gas exchange	2
Science and physics exam	3
Worksheet about introducing science	4
Worksheet about Science Process Skills	5
Worksheet about science review	6
worksheet about Parts of the plants (following with the answers)	7

SECTION B

Answer **all** the questions.

A group of pupils carry out an activity. Two rats are kept separately in two containers as shown in Diagram 1. Both containers are left for four days.



- (a) What do they want to find out?

[1 mark]

- (b) State the following.
i. What must be changed?

- ii. What must be kept the same?

[2 marks]

- (c) Predict what will happen to the rats in both containers after four days.

[1 mark]

- (d) Give **one** reason for your answer in (c).

[1 mark]

The graph in Diagram 2 shows the results of an experiment to study the volume of water produced from ice in a measuring cylinder when ice melts and time.

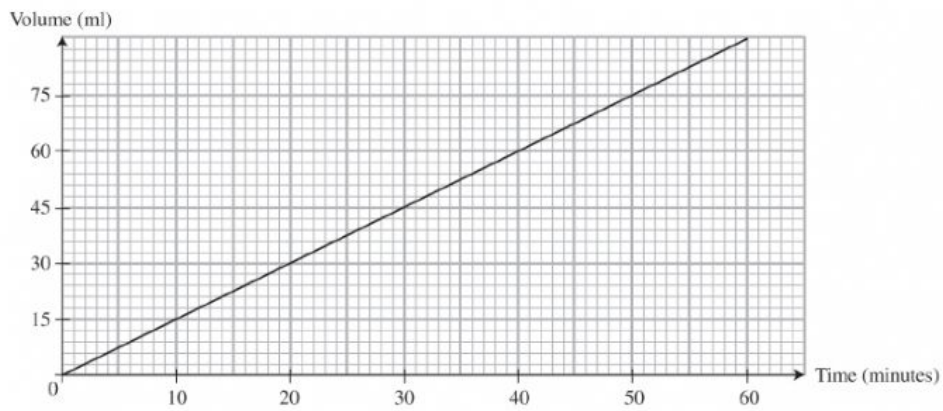


Diagram 2

- (a) What is the relationship between the changes of volume of water with time?

_____ [1 mark]

- (b) What happens if the ice is heated?

_____ [1 mark]

- (c) State the following.

i. What must be changed?

ii. What must be measured?

_____ [2 marks]

- (d) Predict the volume of water after 60 minutes.

[1 mark]

18.1 Rusty Objects and Non-rusty Objects

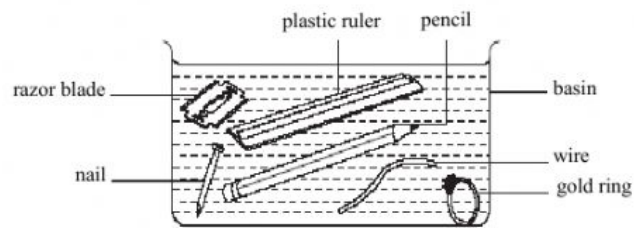


Diagram 1

1. Diagram 1 shows an investigation carried out by a group of pupils. The apparatus is left aside for one week.

(a) State the aim of the investigation.

(b) Classified the objects above into two group.

i. Group 1: _____

ii. Group 2: _____

(c) State the characteristic used for your classification.

i. Group 1: _____

ii. Group 2: _____

(d) What conclusion can you made?

18.2 The Factors that Cause Rusting

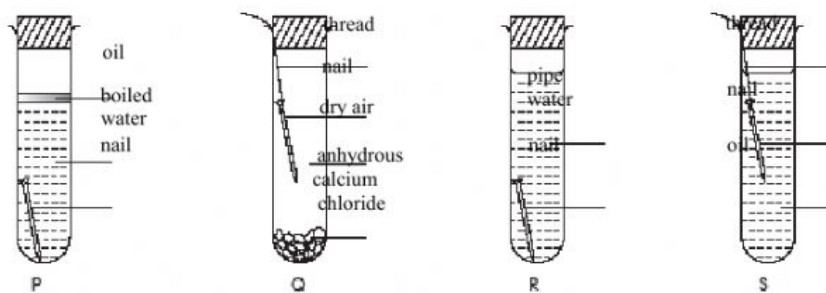


Diagram 2

2. Diagram 2 shows an investigation. The apparatus is left aside for one week.
- (a) Put a (✓) to show the presence of water and air and (✗) to show the absence of water and air. Write the condition of nail whether it is rusty or non-rusty.

Apparatus	Water	Air	Condition
P			
Q			
R			
S			

- (b) State the thing to...
- i. change: _____
- ii. observe: _____
- (c) What is the function of the following material?
- i. anhydrous calcium chloride : _____
- ii. Oil : _____
- (d) What is your conclusion about this investigation.
-

18.3 The Different Ways and the Advantages of Preventing Rusting

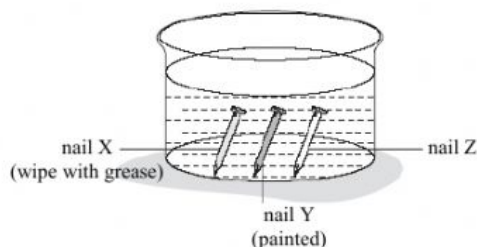


Diagram 3

3. Diagram 3 shows three nails under different condition immersed in water for one week.
- (a) What will happen to nails X, Y and Z after one week?

Nail	X	Y	Z
After one week observation			

(b) State the reason for your observation.

(c) i. What do you expect to change?

ii. What do you expect to observe?

(d) What is the function of the paint and the grease in this investigation?

(e) What conclusion can you made from the investigation?
