

This file was downloaded from the American Curriculum website



Test Practice English الملف

[Almanahj Website](#) → [American curriculum](#) → [2nd Grade](#) → [English](#) → [Term 1](#) → [The file](#)

More files for 2nd Grade , Subject English , Term 1

|   |   |
|---|---|
| <a href="#">English PAS Test</a>  | 1 |
| <a href="#">English Review Worksheet</a>                                  | 2 |
| <a href="#">English Worksheet for talent kids</a>                         | 3 |
| <a href="#">Worksheet about could and couldnot and have to and had to</a> | 4 |
| <a href="#">ENGLISH EXAM</a>  | 5 |
| <a href="#">Test in english</a>   | 6 |
| <a href="#">Worksheet about Adjectives</a>                                | 7 |



## Listening


1. Click  to listen to the story.

Listen to the story and complete the sentences.

One day a big \_\_\_\_\_ was in the \_\_\_\_\_.

He saw a \_\_\_\_\_ on a tree. "Yum! I smell \_\_\_\_\_," he said. The bear liked honey. He put his paw on the beehive. One little bee \_\_\_\_\_ up to the bear and \_\_\_\_\_ him on his nose. "Bzzz," said the bee. "Go away. This is our honey!" "Ow!" shouted the bear. He was cross. "That \_\_\_\_\_! I can hurt you too, little bee." The bear hit the beehive with his big \_\_\_\_\_. And what do you think happened?

All the little bees \_\_\_\_\_ out of the beehive and they \_\_\_\_\_ the big bear. "Ow! OW! OW!" shouted the bear and he ran away.

2. Click  listen and click the correct picture.



3. What does she bake?



She bakes pancake

She bakes bread

She bakes noodle



4. What do you need to make jam?



coffee

strawberry

salt

### Reading and Vocabulary

5. Guess the food

Choose the correct food words from the box to answer the riddle.

broccoli

apple

bread

pizza

a. You can eat me.

I'm round. I usually have tomato and cheese topping

I am

b. I am green. I look like a tree

I am a vegetable.

I'm

c. My body is round.

I'm white inside. I wear a red jacket.

I'm a healthy food. I grow on trees.

I am

d. You can eat me. I'm baked.

I am soft and sweet.

I am

6. Write ou, oi or oo to complete the word.

Use the picture as the clues



fl \_ \_ \_ r




sh \_ \_ \_ lder



r \_ \_ \_ nd











Read the recipe to answer the questions.

**Making a grilled cheese sandwich**

Visual Support

- 1  Get two slices of bread
- 2  Put butter on the bread
- 3  Put a slice of cheese on the bread
- 4  Cover the sandwich with the other slice of bread
- 5  Put the bread in a pan and grill it.
- 6  Eat and enjoy!

*Smarty Symbals*

7. Tick (✓) the ingredients you need to make banana bread and cross (✗) the wrong ingredients.

|        |      |       |        |      |       |
|--------|------|-------|--------|------|-------|
| cheese | milk | bread | butter | salt | flour |
|        |      |       |        |      |       |





8. Number the instruction from 1-6

|  |  |
|--|--|
|  | Put a slice of cheese on the bread               |
|  | Put a butter on the bread                        |
|  | Get two slices of bread                          |
|  | Eat and enjoy                                    |
|  | Cover the sandwich with the other slice of bread |
|  | Put the bread in a pan and grill it              |

Tick (✓) the correct sentences. Cross (✗) the wrong sentences.

9.  We put a jam on the bread
- Cover the sandwich with other slice of bread
- Get five slices of bread
- Put a slice of cheese on the bread
- Put the bread in a pan

### Usage and Writing

Tick (✓) the correct imperative.

10.



|                                  |                          |
|----------------------------------|--------------------------|
| Pour the popcorn into the bowl.  | <input type="checkbox"/> |
| I Pour the popcorn into the bowl | <input type="checkbox"/> |

11.



|  |                          |
|--|--------------------------|
| Mix the mixture with salt and flour    | <input type="checkbox"/> |
| We Mix the mixture with salt and flour | <input type="checkbox"/> |



12.



She tidies the toys.

Tidy your toys.

13. Draw a line to match the words.

14.

I am

Don't

Do not

You're

He is

I'm

You are

He's