

This file was downloaded from the American Curriculum website













Practice Spelling about Worksheet الملف

[Almanahj Website](#) → [American curriculum](#) → [1st Grade](#) → [English](#) → [Term 1](#) → [The file](#)


















More files for 1st Grade , Subject English , Term 1

<a href="#">Worksheet about GRAMMAR ENGLISH</a>	1
<a href="#">Worksheet about Descriptions</a>	2
<a href="#">Worksheet about Letters and numbers</a>	3
<a href="#">Worksheet about like and dont like</a>	4
<a href="#">Worksheet about review pets vocabulary and like and adjectives</a>	5
<a href="#">Worksheet about Match to the correct answers</a>	6
<a href="#">Basic Test</a>	7

# P1 English Spelling - Term 2 Week 3 (5 April 2022)

1. 	t ea
2. 	b u g
3. 	o th er
4. 	a g ai n
5. 	z e b r a
6. 	l i z ar d
7. 	b a b oo n
8. 	a n i m a l s
9. 	a n t ea t er
10. 	h i p p o p o t a m u s

- ☆ Learn how each word is broken into its syllable(s)
- ☆ Learn how phonics can help you spell certain sounds






1. 	<input type="text"/>	
2. 	<input type="text"/>	
3. 	<input type="text"/>	
4. 	<input type="text"/>	
5. 	<input type="text"/>	
6. 	<input type="text"/>	
7. 	<input type="text"/>	
8. 	<input type="text"/>	
9. 	<input type="text"/>	
10. 	<input type="text"/>	

DOWNLOAD MORE

FROM

[alManahj.com/u](http://alManahj.com/u)

Listen. Then, match the name of the animal to its picture.

	<u>Name of animal</u>	<u>Picture</u>
	<input type="text"/>	<input type="text"/>
	<input type="text"/>	<input type="text"/>
	<input type="text"/>	<input type="text"/>
	<input type="text"/>	<input type="text"/>
	<input type="text"/>	<input type="text"/>

hippopotamus

zebra

baboon

lizard

anteater

