

This file has been downloaded from the Almanahj website



The file: Worksheet about Charts in math

[Almanahj Website](#) ⇒ [American curriculum](#) ⇒ [4th Grade](#) ⇒ [Math](#) ⇒ [Term 1](#)

More files for: 4th Grade subject Math - Term 1

Social Media links for 4th Grade



MID-TERM 2
MATHS

Use the information to answer questions 1-2

Club	Number of students
English	10
Maths	2
Dancing	8
Vietnamese	6

1. Which clubs have the most students?

- A. English B. Dancing C. Vietnamese

2. How many more students in Dancing club than Maths club?

- A. 2 B. 4 C. 6

Use the information to answer questions 3-6



3. How many people voted for volleyball?

- A. 8 B. 6 C. 2

4. What is the difference between the sports with the most votes and the one with the fewest votes?

- A. 6 B. 8 C. 12

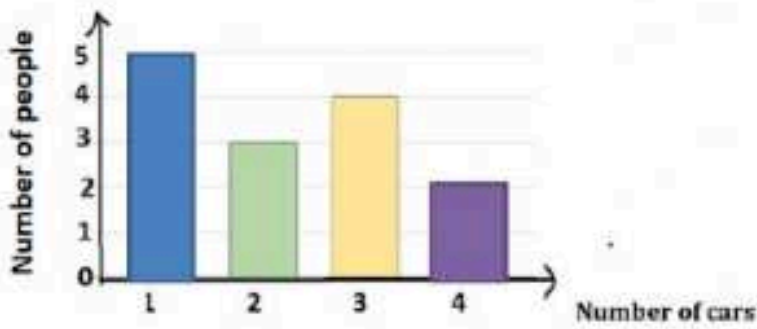
5. How many people participated in the survey if each person is voted once?

- A. 10 B. 20 C. 30

6. Which statement is correct?

- A. There are 4 votes for volleyball.
 B. 6 votes are for tennis and basketball.
 C. 8 people didn't vote for tennis.

Use the information to answer questions 7-11.



7. How many people have fewer than three cars?

- A. 5 B. 8 C. 9

8. How many people have fewer than two cars?

- A. 5 B. 3 C. 2

9. How many people have fewer than four cars?

- A. 8 B. 10 C. 12

10. How many more people with 1 car than those with 4 cars?









































- A. 2 B. 3 C. 5


11. How many people were survey in total?

- A. 8 B. 12 C. 14

12. Represent the information from the table by clicking at happy faces.

FAVORITE ANIMALS OF CLASS 5A12				
Animals	cat	hamster	dog	fish
Numbers	3	12	15	6

 = 3 animals

cat

hamster

dog

fish