

This file was downloaded from the American Curriculum website



Technology and Inventions about Worksheet الملف

[Almanahj Website](#) → [American curriculum](#) → [7th Grade](#) → [Information and comm](#) → [Term 1](#) → [The file](#)

More files for 7th Grade , Subject Information and comm , Term 1

<a href="#">Worksheet about Technology and Inventions</a>	1
<a href="#">Worksheet about Types of Communication</a>	2
<a href="#">WORKSHEET ABOUT technology listening</a>	3
<a href="#">WORKSHEET ABOUT What is technology</a>	4
<a href="#">WORKSHEET ABOUT vocab technology</a>	5
<a href="#">WORKSHEET ABOUT Artificial Intelligence in communication</a>	6
<a href="#">WORKSHEET ABOUT technology vocabulary</a>	7



PERÚ

Ministerio de Educación

SESION 22

ENGLISH LEVEL - PRE "A1"



APRENDO en casa

**LEARNING EXPERIENCE 7**

**Inventions and Technology in our lives!**

**ACTIVITY 2: Inventions, Big or Small, I like Them all!**

FULL NAME: \_\_\_\_\_  
GRADE AND SECTION: \_\_\_\_\_

**Tu reto:** Lee dos textos sobre personas que describen sus inventos favoritos y completa las fichas informativas, que serán publicadas en la página web "Discovery Teens".

Desarrolla las actividades 1, 2, y 3. Te ayudarán a enfrentar tu reto!

**LEAD IN:**

Classify the inventions.

**INVENTIONS**



1. reading glasses



2. bridge



3. car



4. TV



5. scooter



6. webcam



7. roads



8. plane



9. greenhouse

Everyday objects	Structures	Transportation
Example: 1. glasses		
_____	_____	_____
_____	_____	_____

### PRACTISE-EXERCISE 1

Discover the opposites with the secret code.

<b>A</b>	<b>B</b>	<b>C</b>	<b>D</b>	<b>E</b>	<b>F</b>	<b>G</b>	<b>H</b>	<b>I</b>	<b>J</b>	<b>K</b>	<b>L</b>	<b>M</b>
1	2	3	4	5	6	7	8	9	10	11	12	13

<b>N</b>	<b>O</b>	<b>P</b>	<b>Q</b>	<b>R</b>	<b>S</b>	<b>T</b>	<b>U</b>	<b>V</b>	<b>W</b>	<b>X</b>	<b>Y</b>	<b>Z</b>
14	15	16	17	18	19	20	21	22	23	24	25	26

### OPPOSITES

1. My TV is **fourteen** / **five** / **twenty-three**.
2. The bridge in my community is **two** / **nine** / **seven**.
3. Planes are **six** / **one** / **nineteen** / **twenty**.

4. My TV is **fifteen** / **twelve** / **four**.
5. The bridge in my community is **nineteen** / **thirteen** / **one** / **twelve** / **twelve**.
6. Buses are **nineteen** / **twelve** / **fifteen** / **twenty-three**.

Now, **write** the complete sentences and **match** them with the pictures.

**Example:**

1. My TV is **new**.
2. The bridge in my community is \_\_\_\_\_.
3. Planes are \_\_\_\_\_.
4. My tv is \_\_\_\_\_.
5. The bridge in my community is \_\_\_\_\_.
6. Buses are \_\_\_\_\_.

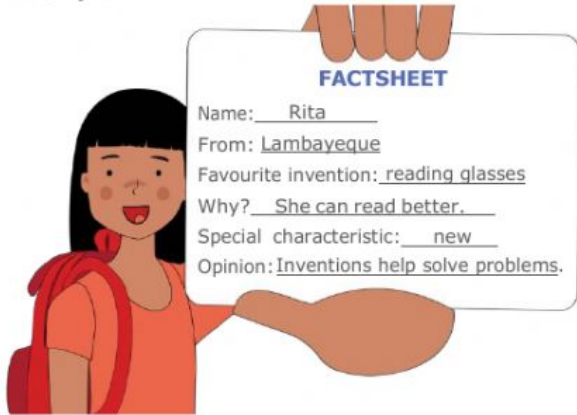


## PRACTISE-EXERCISE 2

Read the factsheets and **complete** the paragraphs.

### What's your favourite invention?

Example:



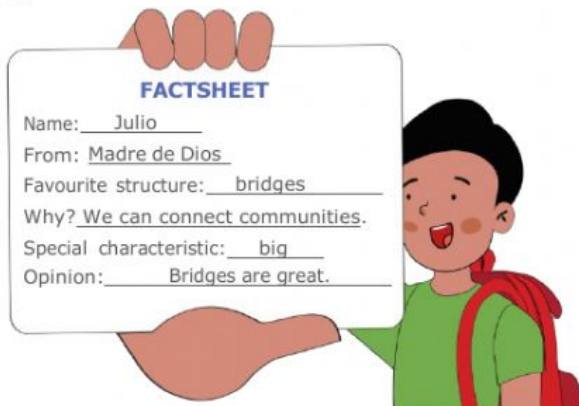
**FACTSHEET**  
Name: Rita  
From: Lambayeque  
Favourite invention: reading glasses  
Why? She can read better.  
Special characteristic: new  
Opinion: Inventions help solve problems.

Hello, my name's Rita. I'm from Lambayeque.

My favourite invention are my reading glasses because I can read better with them. They are new.

I think inventions help solve problems in our everyday life

1.



**FACTSHEET**  
Name: Julio  
From: Madre de Dios  
Favourite structure: bridges  
Why? We can connect communities.  
Special characteristic: big  
Opinion: Bridges are great.

Hi! My name's \_\_\_\_\_

My favourite invention or structure is the \_\_\_\_\_ in my community because \_\_\_\_\_ with them. They are \_\_\_\_\_.

I think \_\_\_\_\_ for our everyday life.

2.



**FACTSHEET**  
Name: Clarisa  
From: Moquegua  
Favourite invention: greenhouse  
Why? We can grow flowers.  
Special characteristic: small  
Opinion: Greenhouses are fantastic.

Hello, my name's \_\_\_\_\_

My favourite invention is the \_\_\_\_\_ in my community because \_\_\_\_\_ in it. It is \_\_\_\_\_ but I love it.

I think \_\_\_\_\_ in our everyday life.

### PRACTISE-EXERCISE 3

#### LISTENING COMPREHENSION

Listen and choose the correct option to complete the Factsheet.

#### FACTSHEET

##### Example:

Name: Sandro

From: 1) \_\_\_\_\_

Favourite invention: 2) \_\_\_\_\_

Why?: 3) \_\_\_\_\_


Special characteristic: 4) \_\_\_\_\_

Opinion: 5) \_\_\_\_\_

##### Example:

- a) Sandro                      b) Brandon
- 1) a) Chotabamba              b) Oxapampa
- 2) a) scooter                      b) webcam
- 3) a) I can go to different places.  
b) I can make videocalls.
- 4) a) new                              b) fast
- 5) a) They are great.              b) They are fantastic.

¿Sigue revisando lo que puedes hacer con el inglés según estándares internacionales? Aquí algunas preguntas sobre lo que puedes hacer en inglés.



1. ¿Puedo reconocer los adjetivos comunes que se utilizan para describir objetos en inglés? SÍ - NO
2. ¿Puedo comprender información explícita al oír una conversación? SÍ - NO
3. ¿Puedo reconocer objetos de la vida diaria y sus descripciones al leer textos en inglés? SÍ - NO