

This file was downloaded from the American Curriculum website



Manual Set Building about Worksheet الملف

[Almanahj Website](#) → [American curriculum](#) → [2nd Grade](#) → [Science](#) → [Term 1](#) → [The file](#)

More files for 2nd Grade , Subject Science , Term 1

Worksheet about EARTH AND Air	1
Worksheet about PLANTS and Basic Needs for Seeds to Germinate	2
Worksheet about Functions of The Electrical Components	3
Worksheet about Light and Dark and Clarity of Shadows	4
Worksheet about Storing the Components	5
Worksheet about Disassemble and Store Model	6
Worksheet about Components and Illustrated Manual	7

SK CATHOLIC ENGLISH (M) KUCHING

SCIENCE YEAR 2 PdPR Week 35 Wednesday 20th October 2021

Theme : Technology and Sustainability of Life

10.0 : Technology

10.1 : Building Set

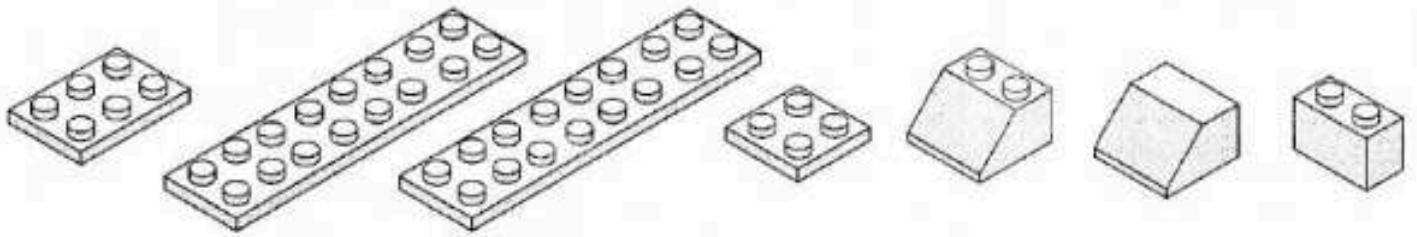
10.1.3 : Assemble the building components according to the illustrated manual.

Building Set Manual

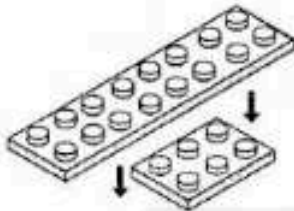
Below is an illustrated manual of a building set model.

INSTALLATION MANUAL

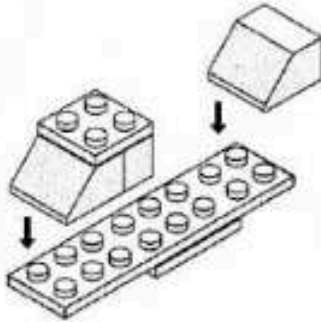
COMPONENTS:



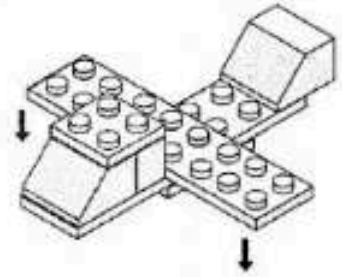
1



2



3



1) What is the model above?

alManah.com/us

2) How many components are used?

3) At which step does the wing section begin to be assembled?

4) What will happen if you assemble a model without referring to the manual?

Assembling a Model Based on the Illustrated Manual

Write the numbers 1 to 6 in the correct sequence to build a model of a rose.

