

This file was downloaded from the American Curriculum website



those and these and that and this about Worksheet الملف

[Almanahj Website](#) → [American curriculum](#) → [2nd Grade](#) → [English](#) → [Term 1](#) → [The file](#)










More files for 2nd Grade , Subject English , Term 1

Worksheet about ask and answer about someone age	1
Worksheet about ask and answer about someone age	2
Worksheet about Vocabulary and Grammar	3
Reading and Writing Test	4
REVISION FOR Test	5
English Test	6
Reading and Writing Review	7

PART 1: LISTENING (20 minutes)



Question 1. Listen and tick:

1.		a <input type="checkbox"/>		b <input type="checkbox"/>		c <input type="checkbox"/>
2.		a <input type="checkbox"/>		b <input type="checkbox"/>		c <input type="checkbox"/>
3.		a <input type="checkbox"/>		b <input type="checkbox"/>		c <input type="checkbox"/>



Question 2. Listen and write.

1. This is my .
2. That's my .
3. This is my .
4. That's my .

Question 3. Listen and number.

			
a <input type="checkbox"/>	b <input type="checkbox"/>	c <input type="checkbox"/>	d <input type="checkbox"/>

Question 4. Look at the picture. Listen and match.

	<input type="checkbox"/> 1
	<input type="checkbox"/> 2
	<input type="checkbox"/> 3
	<input type="checkbox"/> 4

Question 5. Listen and complete.

Look! Look! Look!

Look! Look! Look!

These are

They're my

Look! Look! Look!

These are

They're my

Look! Look! Look!


Those are

They're my

Look! Look! Look!

Those are

They're my



PART II. READING AND WRITING

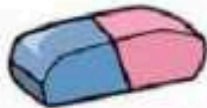
Question 6. Look at the pictures. Look at the letters. Write the words.

Example: ymg → g__
ymg → gym



1. rbbure →

r



2. ntoebkoo →

n



3. hotes →

t



4. ulrer →

r



5. sepn →


p



Question 7. Look and read. Put a tick (✓) or cross (X) in the box.

Examples:

This is my pencil.



A.

That is my pen.



B.


1.

These are my pencil cases.



2.

Those are our desks.



3.

Here is my robot.



4.

These are my school things.



5.

Those are my pens and pencils.



Question 8. Put the words in order.

1. is / ruler / my / this

2. that / your / pencil case / is

 ?

3. are / these / notebooks / my

4. your / are / those / pens

 ?

Question 9. Choose a word from the box and write it next to numbers from 1-5.



name	pens	school bag	are	aren't	my
------	------	------------	-----	--------	----

Mai: Hello! My (0) name is Mai.

Tony: Hello! Nice to meet you. (1) name is Tony. Is this your (2) ?

Mai: Yes, it is.

Tony: And (3) these your pencils?

Mai: No, they (4) .

Tony: And are those your (5) ?

Mai: Yes, they are.

THE END!