

This file was downloaded from the American Curriculum website



Imperatives about Worksheet الملف

[Almanahj Website](#) → [American curriculum](#) → [12th Grade](#) → [English](#) → [Term 1](#) → [The file](#)

More files for 12th Grade , Subject English , Term 1

| | |
|---|---|
| Worksheet about Present Simple | 1 |
| Worksheet about Job interview | 2 |
| Grammar and Vocabulary Worksheet | 3 |
| Worksheet about Possessive adjectives | 4 |
| Worksheet about English Grammar | 5 |
| Worksheet about Listening comprehension | 6 |
| Worksheet about listening comprehension | 7 |

20 After 300 metres, turn left

I. GRAMMAR

1. Complete the sentences with a verb in the box. Use a (+) or a (-) imperative.

be close come drink park slow speak turn worry

- 1 The city is dangerous at night. Please be careful.
- 2 It's cold in here. Please _____ the window.
- 3 It isn't a problem. Please _____ about it.
- 4 This is an English class. Please _____ Spanish.
- 5 Their house is quite near. Please _____ down.
- 6 _____ on! We're late!
- 7 This is a bus stop. Please _____ here.
- 8 _____ that water – it's dirty.
- 9 This music is terrible. Please _____ it off.

2. Match the sentences to the pictures.

A Let's park here.



D Let's cross the road here.

B Let's go home.

E Let's go to a hotel.

C Let's eat lunch there.

F Let's turn on the air conditioning.



II. VOCABULARY



Write a sentence from a box.

| | | |
|---|---|--|
| <p>I'm angry. I'm bored. I'm hot. I'm hungry. I'm tired. I'm thirsty.</p> | <p>1 My friend is late.</p> | <p><u>I'm angry.</u></p> |
| <p>I'm cold. I'm happy. I'm sad. I'm stressed. I'm worried.</p> | <p>2 It's 3°C. 3 It's my birthday! 4 My mother is in hospital. 5 It's time for dinner. 6 I don't know what to do. 7 It's 42°C. 8 It's very late. 9 My boyfriend is very far away. 10 I want a drink. 11 I have a lot of work.</p> | <p>_____</p> <p>_____</p> <p>_____</p> <p>_____</p> <p>_____</p> <p>_____</p> <p>_____</p> <p>_____</p> <p>_____</p> <p>_____</p> <p>_____</p> |

III. PRONUNCIATION

1. Complete the chart with a word in the box.


angry fat happy have hungry matter Monday one
sad ugly worried young

|  cat |  up |
|--|---|
| <p><i>angry</i></p> <p>_____</p> <p>_____</p> <p>_____</p> <p>_____</p> <p>_____</p> | <p>_____</p> <p>_____</p> <p>_____</p> <p>_____</p> <p>_____</p> |

IV. READING

Read the article about tips for a long car journey. Match the headings to the paragraphs.

Have fun! Is your car ready? Plan your journey
Make sure everything is in the car Keep awake!



• **A** Plan your journey

Look at a map before you go. Think about the time you need to arrive at your destination, and places where perhaps there is a lot of traffic.

• **B** _____

Accidents sometime happen because cars are in bad condition. Check the engine, the lights, and the wheels. Take the car to the garage if necessary.

• **C** _____

Put your bags and everything you want to take with you in the hall the night before. Don't forget essential documents like passports or identity cards, and of course your driving licence.

• **D** _____

Being tired is very dangerous for drivers. If you are tired, stop at a service station. Have a coffee, or sleep for 15 minutes. In the car, open the windows and turn the radio on.

• **E** _____

Children are often difficult during long journeys. Take games, for example computer games or word games, and iPods to listen to music. And don't forget things to eat and drink.