

This file was downloaded from the American Curriculum website



worksheet Vocabulary English الملف

[Almanahj Website](#) → [American curriculum](#) → [2nd Grade](#) → [English](#) → [Term 1](#) → [The file](#)

More files for 2nd Grade , Subject English , Term 1

|   |   |
|---|---|
| <a href="#">Revision For English Test</a>                             | 1 |
| <a href="#">Worksheet about conjunction</a>                           | 2 |
| <a href="#">Worksheet about English Writing and vocabulary Review</a> | 3 |
| <a href="#">Worksheet about English Exercises</a>                     | 4 |
| <a href="#">Worksheet about Yes and No question</a>                   | 5 |
| <a href="#">Worksheet about Questions Words and Vocabulary Review</a> | 6 |
| <a href="#">English Exam for talent kids</a>                          | 7 |




Name: \_\_\_\_\_

Class: \_\_\_\_\_

**WEEK 9**  
Unit 6. Lessons 1 + 2

**1** Look and write.

ask close write open stand go



**2** Read and write.

I you he she it we they

- |                                      |                        |
|--------------------------------------|------------------------|
| 1. May I go out?                     | Yes, _____ can.        |
| 2. Is that your book?                | No, _____ is not.      |
| 3. How old is _____?                 | She is seven.          |
| 4. Be quiet, Nam and Phong.          | _____ are sorry, Sir.  |
| 5. Are Linda and Peter your friends? | Yes, _____ are.        |
| 6. Is _____ a teacher?               | Yes, he is.            |
| 7. How are you?                      | _____ am fine, thanks. |

2 Look, read and circle a, b or c.

1



a. Stand up, please!  
b. Write your name, please!  
c. Sit down, please!

2




a. Sit down, please!  
b. Write your name, please!  
c. Be quiet, please!

3




a. May I come in?  
b. May I go out?  
c. May I ask a question?

4




a. Be quiet, please!  
b. Stand up, please!  
c. Close your books, please!


4 Look and write.




1 \_\_\_\_\_ your book, \_\_\_\_\_!




2 \_\_\_\_\_, please!




3 \_\_\_\_\_ up, \_\_\_\_\_!



4 Don't \_\_\_\_\_!



5 May \_\_\_\_\_ go out?  
\_\_\_\_\_, you can.



6 \_\_\_\_\_ I speak?  
No, you \_\_\_\_\_.

Name: \_\_\_\_\_

Class: \_\_\_\_\_


**WEEK 10**  
**Unit 6. Lesson 3**  
**Unit 7. Lesson 1**

**1** Match and write. Then read the sentences aloud.

1. \_\_\_ome in, please.



2. That's my \_\_\_at.




c

d

3. That's the \_\_\_omputer room.



4. Sit \_\_\_own, please.



5. Open the \_\_\_oor, please.



**2** Write.

1. What's your name?
2. That's our playground.
3. Who's that?
4. They aren't my teachers.
5. Don't talk.
6. May I open the book?  
No, you can't.

*What is your name?* \_\_\_\_\_

\_\_\_\_\_

\_\_\_\_\_

\_\_\_\_\_

\_\_\_\_\_

3 Read and match.

- |                         |   |                                       |
|-------------------------|---|---------------------------------------|
| 1. Be quiet, boys!      | • | • a. Yes, you can. Come in, please!   |
| 2. May I come in?       | • | • b. No, it isn't. It's small.        |
| 3. Is that your school? | • | • c. No, you can't. Be quiet, please! |
| 4. Is your school big?  | • | • d. We're sorry, Sir.                |
| 5. May I speak?         | • | • e. Yes, it is. It's my school.      |


4 Look and write.

That's the classroom.

That's the computer room.



That's the library.

That's the gym.



1 \_\_\_\_\_

2 \_\_\_\_\_



3 \_\_\_\_\_

4 \_\_\_\_\_

5 Colour and write.

