

الدرس الثالث من الوحدة الثامنة Outfits قصة واستماع



تم تحميل هذا الملف من موقع المناهج السعودية

موقع المناهج ← المناهج السعودية ← الصف الخامس ← لغة انجليزية ← الفصل الثاني ← ملفات متنوعة ← الملف

تاريخ إضافة الملف على موقع المناهج: 20:07:50 2026-05-05

ملفات اكتب للمعلم اكتب للطالب الاختبارات الكترونية الاختبارات ا حلول ا عروض بوربوينت ا أوراق عمل منهج انجليزي ا ملخصات وتقارير ا مذكرات وبنوك الامتحان النهائي للمدرس

المزيد من مادة لغة انجليزية:

التواصل الاجتماعي بحسب الصف الخامس



صفحة المناهج السعودية على فيسبوك

الرياضيات

اللغة الانجليزية

اللغة العربية

التربية الاسلامية

المواد على تلغرام

المزيد من الملفات بحسب الصف الخامس والمادة لغة انجليزية في الفصل الثاني

الوحدة الثامنة Outfits وقواعد المضارع التام

1

وحدات دراسية حول الرحلات والمخيمات

2

تعابير كتابية لمادة توب قول 2

3

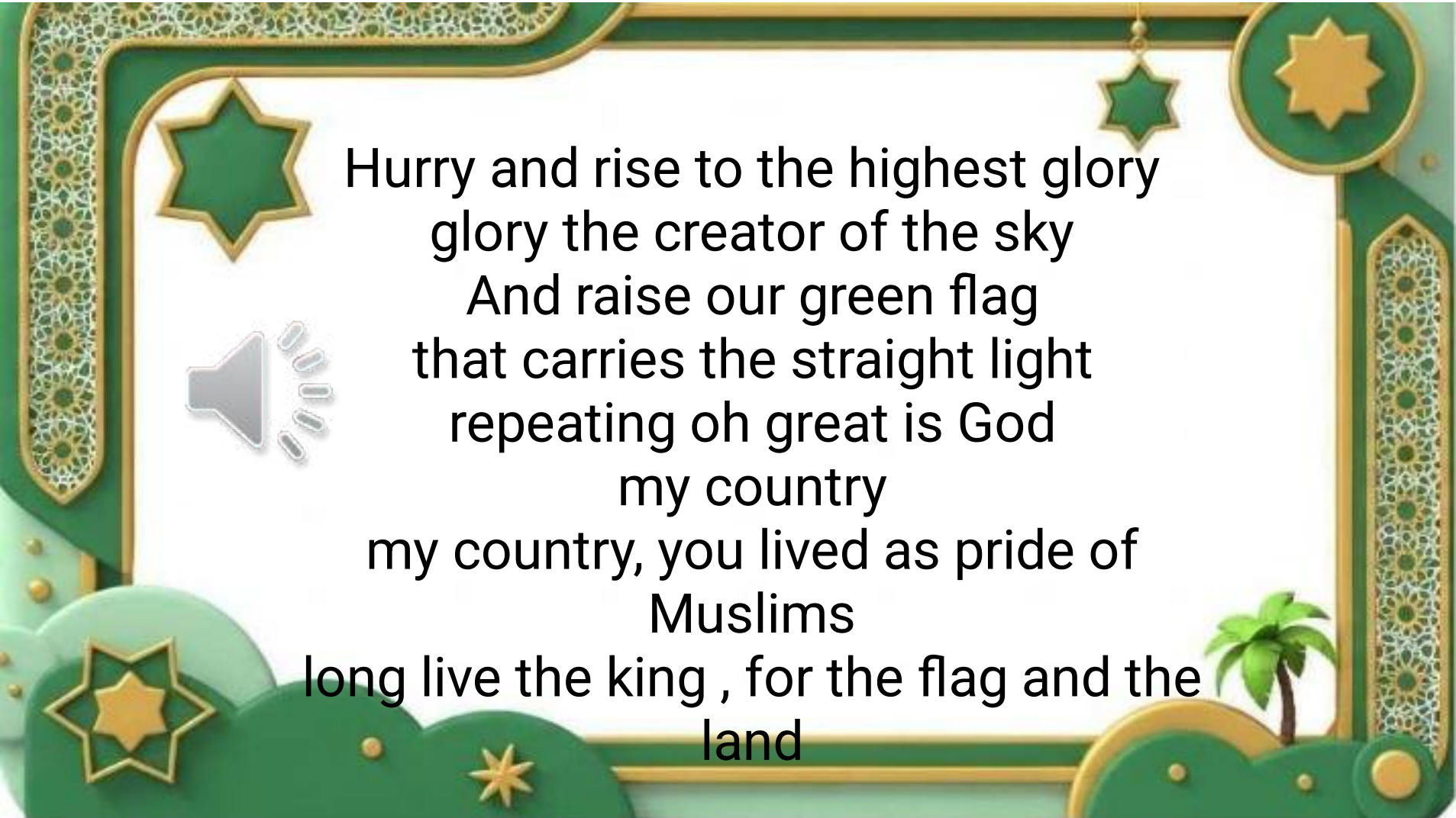
إجابة أوراق عمل الوحدة السابعة Trips

4

أوراق عمل الوحدة السابعة Trips غير محلول

5





Hurry and rise to the highest glory
glory the creator of the sky
And raise our green flag
that carries the straight light
repeating oh great is God
my country
my country, you lived as pride of
Muslims
long live the king , for the flag and the
land



MONTH

January

February

March

April

May

June

July

August

September

October

November

December

DAY

Sunday

Monday

Tuesday

Wednesday

Thursday

Friday

Saturday

weather

what is the weather like today?



Sunny



Cloudy



Rainy



windy

How do you feel today ?



Sleepy



Excited



Bored



Happy

Unit 8

outfits



Revisio
n

(Choose - Have/Has)

Has he tried his new
uniform?

Revisio
n

Choose the correct verb (V3):

Have you worn a uniform today?
(wear / worn)

Revisio
n

Order the words to make questions:

(long / have / outfit / you / How / had / your / ?)

How long have you had
your outfit?



Lesson 3

Story & Listening and Speaking



Story

1 Look at the pictures and guess the story. Tell your partner.

2 Listen and listen to the story. Mark L for Literal and F for figurative language.

The Suit

Mrs. Ali arrived at Madira's tail. Everyone thought it was the nicest suit and it was shiny, colorful and had a special design on that back. It was finished just with four minutes. Mrs. Ali said, "Madira said, 'How long has it been your best?' she asked."

Mrs. Ali said, "Oh, about ten years." She said Madira began to smile and said, "Congratulations."

Mrs. Ali said, "How do you like it?" "I like it very much." Mrs. Ali said, "Madira said, 'Congratulations! I feel you could make more like it.'" Mrs. Ali said, "The Madira said, 'How do you like it?' she said."

The next morning, Mrs. Ali said, "How do you like it?" she said, "My friend," she said with a smile. "Thank you."

1 Everyone thought it was the nicest suit and it was shiny, colorful and had a special design on that back. It was finished just with four minutes. Mrs. Ali said, "Madira said, 'How long has it been your best?' she asked."

2 Mrs. Ali said, "Oh, about ten years." She said Madira began to smile and said, "Congratulations."

3 Mrs. Ali said, "How do you like it?" "I like it very much." Mrs. Ali said, "Madira said, 'Congratulations! I feel you could make more like it.'" Mrs. Ali said, "The Madira said, 'How do you like it?' she said."

4 The next morning, Mrs. Ali said, "How do you like it?" she said, "My friend," she said with a smile. "Thank you."

Special word Emotional Learning

Discuss the questions with your partner.

1. How do you feel when you wear a special suit?

2. How do you feel when you wear a special suit?

3. How do you feel when you wear a special suit?

Listening and Speaking

1 Look and discuss the questions.

- What can you see in the picture?
- What do you think the people are doing?
- Why do you think they are there?

2 Listen and complete the sentences.

1. The woman is wearing a pink dress.

2. The woman is wearing a blue dress.

3. The woman is wearing a green dress.

4. The woman is wearing a red dress.

5. The woman is wearing a blue dress.

3 Tell your partner about your favorite outfit. Ask them about theirs.

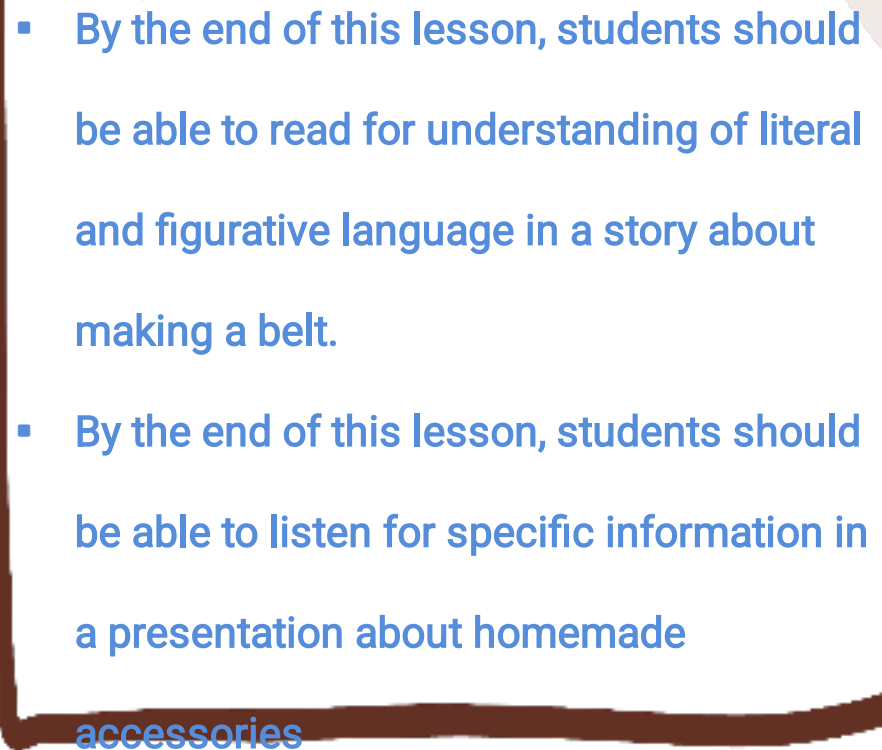
- How long has it been your favorite outfit?
- How do you like it?
- What do you think about it?





Objectives



- 
- By the end of this lesson, students should be able to read for understanding of literal and figurative language in a story about making a belt.
 - By the end of this lesson, students should be able to listen for specific information in a presentation about homemade accessories

STRATEGIES

- ❑ **Narrative & Value-Based Approach:**
* Using adapted storytelling to teach vocabulary in context and promote positive social-emotional values.
- ❑ **Communicative Approach:** Engaging students in interactive pair-work and role-playing to practice asking and answering present perfect questions..
*



Warm up





**Look at your things!
(Shoes, watch, belt...)**

**How long have you
had your shoes?**

I've had them for (months / **years**)



Game Time

Let's Play:
The Mystery Box!



Belt





Belt



Nader has a shiny, new **belt**. Majed feels sad about his old **belt**.

Make



Majed's dad tells him: "You are creative! You can **make** an even better belt!"



The Best Belt

Majed decided to make his own belt. His friends love it!

Pirate Costume



His brother loves the belt. He asks: "Can you make a **pirate costume**"

1 Look at the pictures and predict the story. Tell your partner.



I think she will
buy a new belt.



www.iem.edu.sa

I think she won't
like her belt.





**I think he will
buy a new belt.**

**I think he won't
like his belt.**



2  Read and listen to the story. Mark *L* for literal and *F* for figurative language.



The Belt

Mia was amazed by Nadia's belt. Everyone thought it was the coolest belt ever! It was shiny, colorful, and had a striped design at the front. It even looked good with her uniform!

"Have you bought a new belt, Nadia?" Mia asked.

"Yes, I have!" Nadia replied. "How long have you had your belt?" she added.

Mia looked down. "Oh, about two years," she said. Nadia laughed and walked away. Mia turned red.

Mia went home, angry.

"Have you had a bad day at school?" asked her dad.

"Yes, I have," she replied. "Nadia has a new belt and she laughed at mine."

Mia's dad looked surprised. "Haven't you made lots of your own accessories? I bet you could make an even better one!"

He was right. She had a necklace she made, some earrings and matching bracelets, and the best costumes ever. She decided to make a belt.

The next morning, Mia's friends gasped. "Wow! Have you bought a new belt?" they asked.

"No, I haven't," she said with a smile. "I made it."



- 1 Everyone thought it was the coolest belt ever.
- 2 It had a striped design at the front.
- 3 Mia turned red.
- 4 Mia went home, angry.
- 5 Mia's dad looked surprised.
- 6 Mia made the best costumes ever.

F

T

F

T

T

F

Social and Emotional Learning

Discuss the questions with your partner.

- 1 Is it true that what you wear defines who you are? Why or why not?
- 2 What do your outfits say about your identity?
- 3 How can you avoid judging others by the clothes they wear?

1 Look and discuss the questions.

- 1 What can you see in the picture?
- 2 Who do you think the people are?
- 3 Why do you think they are there?



1 What can you see in the picture?

a striped tie, a necklace, earrings, a red dress, a crown, a green umbrella, a green hat

2 Who do you think the people are?

I think the man is a costume designer or a shop owner, and the girl is a customer.





3 Why do you think they are there?

I think they are there to choose or design a costume for a play or a party.





2  **Listen and complete the sentences.** 


- 1 Aria designs accessories and jewelry
- 2 At school, Aria wears a uniform
- 3 For jewelry, Aria has brought blue earrings and a blue necklace
- 4 In the last year, Aria has made lots of kinds of jewelry
- 5 The costume Aria made is a queen's costume/ perfect for parties or theater shows
- 6 The weather is rainy



3 Tell your partner about your favorite outfits. Ask them about theirs.


- How long / wear ... ?
- Have / make / own accessories?
- What have / buy / recently?





How long have you worn those shoes?

I've worn them for two months.



Have you made your own accessories?

Yes, I have. I made this wristband



Nadia bought a new, shiny belt.

(✓...)

Mia has had her old belt for two months. (✗.)

Mia's dad told her to buy a new belt. (✗.).

Religious Goal

"We must respect everyone and never laugh at what others wear."

قال تعالى: ﴿يَا أَيُّهَا الَّذِينَ آمَنُوا لَا يَسْخَرْ قَوْمٌ مِّنْ قَوْمٍ عَسَىٰ أَنْ يَكُونُوا خَيْرًا مِّنْهُمْ﴾. [الحجرات: 11]



National Goal

"We are proud of our Saudi identity and our beautiful traditional clothes, like the Thobe."



Lesson 3

Pages : 212 + 213

Story

1. Look at the pictures and write Mo's story.



2. Draw the end of the story and write about it.

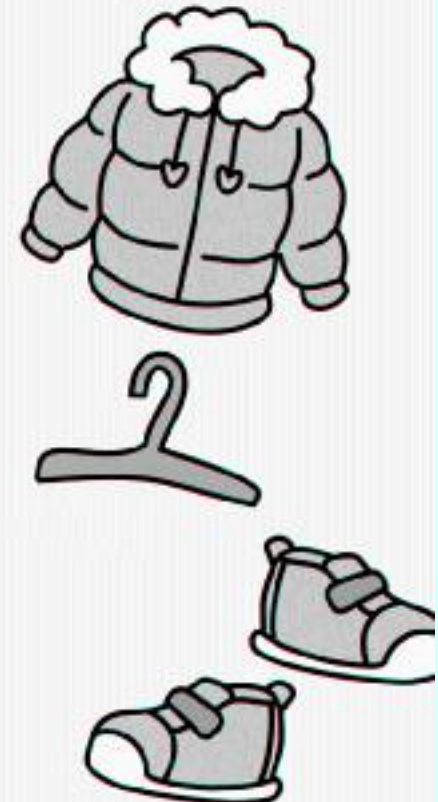
212

Listening and Speaking

3. Listen and write the correct number in the box.

A	_____	1	
B	_____	2	
C	_____	3	
D	_____	4	
E	_____	5	

213



1 Look at the pictures and write Mia's story.



Later that day, Mia's brother Nathan sees Mia's belt. He asks her, "Did you make this belt?" Mia gets a little anxious and answers, "Yes, I did. Why?" Nathan says he loves it.



Then, Nathan asks Mia if she made her jewelry. Mia smiles and says yes.





Next, Nathan asks if she made her costumes, too. Mia gives a thumbs up and agrees.



Finally, Nathan asks her if she can make a pirate costume for him. Mia looks surprised.



2 Draw the end of the story and write about it.



Majed smiled and said , "Yes, I can!" He worked hard and made a cool pirate costume. The next day, he gave it to his brother. His brother was very happy and wore it immediately. He looked like a real pirate!



1 Listen and write the correct number in the box.

1



Camila

a



4

2



Juan

b



3

3



Karla

c



2

4



Lola

d



5

5



Jayden

e



1



