

الدرس الأول الوحدة الثامنة عرض تقديمي القيادة الآمنة ومكونات السيارة



تم تحميل هذا الملف من موقع المناهج السعودية

موقع المناهج ← المناهج السعودية ← الصف الثالث المتوسط ← لغة انجليزية ← الفصل الثاني ← كتب للمعلم ← الملف

تاريخ إضافة الملف على موقع المناهج: 2026-01-20 14:46:08

ملفات اكتب للمعلم اكتب للطالب ا اختبارات الكترونية ا اختبارات ا حلول ا عروض بوربوينت ا أوراق عمل
منهج انجليزي ا ملخصات وتقارير ا مذكرات وبنوك ا الامتحان النهائي ا للمدرس

المزيد من مادة
لغة انجليزية:

إعداد: نوريه الغامدي

التواصل الاجتماعي بحسب الصف الثالث المتوسط



صفحة المناهج
السعودية على
فيسبوك

الرياضيات

اللغة الانجليزية

اللغة العربية

التربية الاسلامية

المواد على تلغرام

المزيد من الملفات بحسب الصف الثالث المتوسط والمادة لغة انجليزية في الفصل الثاني

إجابة مراجعة وتمارين تقوية لرفع مستوى التدني الوحدة التاسعة

1

مراجعة وتمارين تقوية لرفع مستوى التدني الوحدة التاسعة غير محلولة

2

الدرس 7 الوحدة 9 ورقة العمل التفاعلية لوحدة القواعد: الصيغة والمعنى والوظيفة

3

الدرس 7 الوحدة 9 شرح ورقة عمل عن أداة الاستئذان May

4

الدرس السابع الوحدة التاسعة شرح عرض بوربوينت لوحدة القواعد حول الصيغة والمعنى والوظيفة

5

U8

Term 2	Unit	5	Since When?	48
	Unit	6	Do You Know Where It Is?	58
	Unit	7	It's a Good Deal, Isn't It?	68
	Unit	8	Drive Slowly!	78
	EXPANSION Units 5-8			88

الثالث متوسط

Scope and Sequence				iv
Term 1	Unit	1	Lifestyles	2
	Unit	2	Life Stories	12
	Unit	3	When Are You Traveling?	22
	Unit	4	What Do I Need to Buy?	32
	EXPANSION Units 1-4			42
Term 2	Unit	5	Since When?	48
	Unit	6	Do You Know Where It Is?	58
	Unit	7	It's a Good Deal, Isn't It?	68
	Unit	8	Drive Slowly!	78
	EXPANSION Units 5-8			88
Term 3	Unit	9	All Kinds of People	94
	Unit	10	Who Used My Toothpaste?	104
	Unit	11	Making Choices	114
	Unit	12	Culture Shock	124
	EXPANSION Units 9-12			134
Vocabulary				146
Writing Checklists				154
Irregular Verbs				162
Audio Track List				163



ENGLISH

TIME

for you



Reading

Writing

Listening

Speaking



😊 Avoid gathering !

😊 We must wear a mask before going out.

😊 Social distancing is not a choice, it is a must!

😊 Keep a distance of 2 meters to avoid accountability

😊 wash hands constantly.

Covid 19





ارجو الالتزام بعدم كتابة أي تعليقات غير لائقة بالأدب العام.
علماً بأنه أي محادثة نصية او كتابية مسجلة تحت اسمك ورقم
هويتك



وعليه سيتم معاقبة من لم تلتزم بالذوق العام والسلوك الحسن
خلال تواجدك في المنصة او الفصول الافتراضية.



وذلك برفع شكوى وبلاغ رسمي ضدك بما تم كتابته او قوله
والتواصل مع ولي الأمر والمسؤولين لاتخاذ الاجراء اللازم مع
المخالفة.



ونتمنى وضع صورته في ملفك التعريفي لائقة بالمنصة
التعليمية

Virtual Classroom Rules



Be on time.



Act like you're at school.



Sit in I spot during class.



Keep yourself muted.



Turn off your video.



Raise your hand to talk.



Listen.



No eating during class.



HAVE FUN AND DO YOUR BEST!



I AM
WISE
BECAUSE
I LEARN FROM
MY MISTAKES



Unit Goals



Vocabulary

Parts of a car
Expressions related
to driving
International
traffic signs



Functions

Talk about cars, driving,
and traffic signs
Give advice
Express obligation
Say how people
do things



Grammar

Modal Auxiliaries:
Must/Mustn't/Must Not
and *Should/Shouldn't*
Adverbs of Manner
Can/Could/Will/Would
Report Commands and
Requests



Listening

Listen for specific
information in
a conversation
about driving



Pronunciation

Vowel sound /ə/
in *should* and *must*



Reading

Is Right, Right?



Writing

Write an essay about
why the driving age
should be raised



Project

Make a poster with a
list of driving tips and
safety rules



Naureyah Alghamdi

اجتنبوا السبع الموبقات

(1) الشُّرْكُ بِاللَّهِ

(2) السَّحَرُ

(3) قَتْلُ النَّفْسِ الَّتِي حَرَّمَ اللَّهُ إِلَّا بِالْحَقِّ

(4) أَكْلُ الرِّبَا

(5) أَكْلُ مَالِ الْيَتِيمِ

(6) التَّوَلَّى يَوْمَ الزَّحْفِ

(7) قَذْفُ الْمُحْصَنَاتِ الْمُؤْمِنَاتِ الْغَافِلَاتِ

... عَنْ أَبِي هُرَيْرَةَ، عَنِ النَّبِيِّ صَلَّى اللَّهُ عَلَيْهِ وَسَلَّمَ قَالَ:

"اجْتَنِبُوا السَّبْعَ الْمَوْبِقَاتِ". قَالُوا يَا رَسُولَ اللَّهِ وَمَا هُنَّ قَالَ "الشُّرْكُ بِاللَّهِ،
وَالسَّحَرُ، وَقَتْلُ النَّفْسِ الَّتِي حَرَّمَ اللَّهُ إِلَّا بِالْحَقِّ، وَأَكْلُ الرِّبَا، وَأَكْلُ مَالِ الْيَتِيمِ،
وَالتَّوَلَّى يَوْمَ الزَّحْفِ، وَقَذْفُ الْمُحْصَنَاتِ الْمُؤْمِنَاتِ الْغَافِلَاتِ".





(7) قذف المحصنات المؤمنات الغافلات

THE DANGERS OF BACKBITING & SLANDERING





To put a feeling, idea, or principle gradually into someone's mind, so that it has a strong influence on the way that person thinks or behaves.

Seven Destructive Sins



**Stay away from these
sins**



Shirk Magic

Riba Murder

Eating Orphan Property

Slandering

Fleeing from battle

الرجاء اختيار ٤ أعمدة من الكلمات
وكتابة ٤ كلمات من كل ٤ أعمدة
في كل وحدة دراسية



VOCABULARY

Nouns

automatic transmission	headlight	signal light
brake pedal	highway	speed limit
bumper	hood	steering wheel
dashboard	ignition	ticket
exterior	interior	trunk
gas pedal	pedestrian	windshield
gas tank	rearview mirror	windshield wipers
glove compartment	road sign	
GPS	seat belt	

obey
pass
speed
watch out

Adverbs

carefully
slowly
well

EXPRESSIONS

Idioms

in a hurry
run into traffic

Real Talk

Hey
I'm doing 60.
You can't be serious!

U8

it's time

To LEARN

ENGLISH



Today: Tuesday

Date:
29-6-1443 H

February 1st \ 2022



1 Listen and Discuss



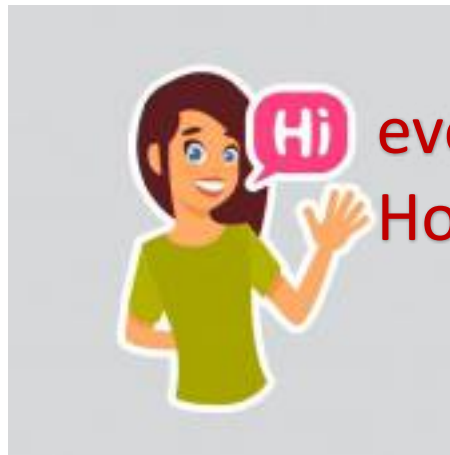
2 Pair Work



SG3 U8
Page 78 and 79



WEEK 8



everyone,
How is everything going?

1 Listen and Discuss 

2 Pair Work 

SG3 U8
Page 78 and 79



Learning Objectives



List a number of car interior and exterior parts




Become familiar with driving expressions



Introduce the international traffic signs

quickly =
at a fast speed
≠ the antonym of **slowly**



trunk =

a covered space at the back or front
in which you put luggage or other things.





obey =

to do what you are told to do.

to carry out **the instructions** or orders of
to behave according to a rule or instruction



steering wheel =

the wheel which the driver holds when he or she is driving.

a wheel in a vehicle that the driver turns in order to make the vehicle go in a particular direction

Keep both hands on the **steering wheel** at all times.



pedestrian crossing = crosswalk

a place where people can cross a street



WARM UP!



SG3 U8
Page 78

العامية

1. Can you drive a car?

Yes, I can.

2. What kind of car do you prefer?

Ford Raptor

3. Would you steal someone's parking spot?

No



4. Would you speed up to stop someone from passing you?

No, I would stay in my lane, and I do not increase my speed.

5. What is the longest trip you have ever taken by car?

The longest time I spent on a road trip was around two months ago to my hometown Abha.



Ford Raptor





*DRIVES***SAFELY**

العامية



TIPS TO DRIVE SAFELY

Fasten your seat belt at First

Fasten your seat belt at First

Say no to mobiles while driving miles

Keep some space to be safe

SG3 U8
Page 78

السلامة



What you, or people you know, do to drive safely.



*You must wear a seat belt.
Do you wear a seat belt?
You shouldn't drive too fast.*

😊 *Do you drive fast?*

For example:

Yes, I wear a seat belt.

No, I don't drive too fast.

1 Listen and Discuss

Are you interested in cars? What do people look for in a car?



SG3 U8
Page 78

العامية

Yes, I am.

I can go to many places, the opportunity to plan and go on road trips which is one of the most amazing things to do in your life.

comfortable and sporty car

I look for features that fit my needs.

the style, the speed, the performance

the engine

speed



1 Listen and Discuss



CD1, T8



رابط الدرس الرقمي



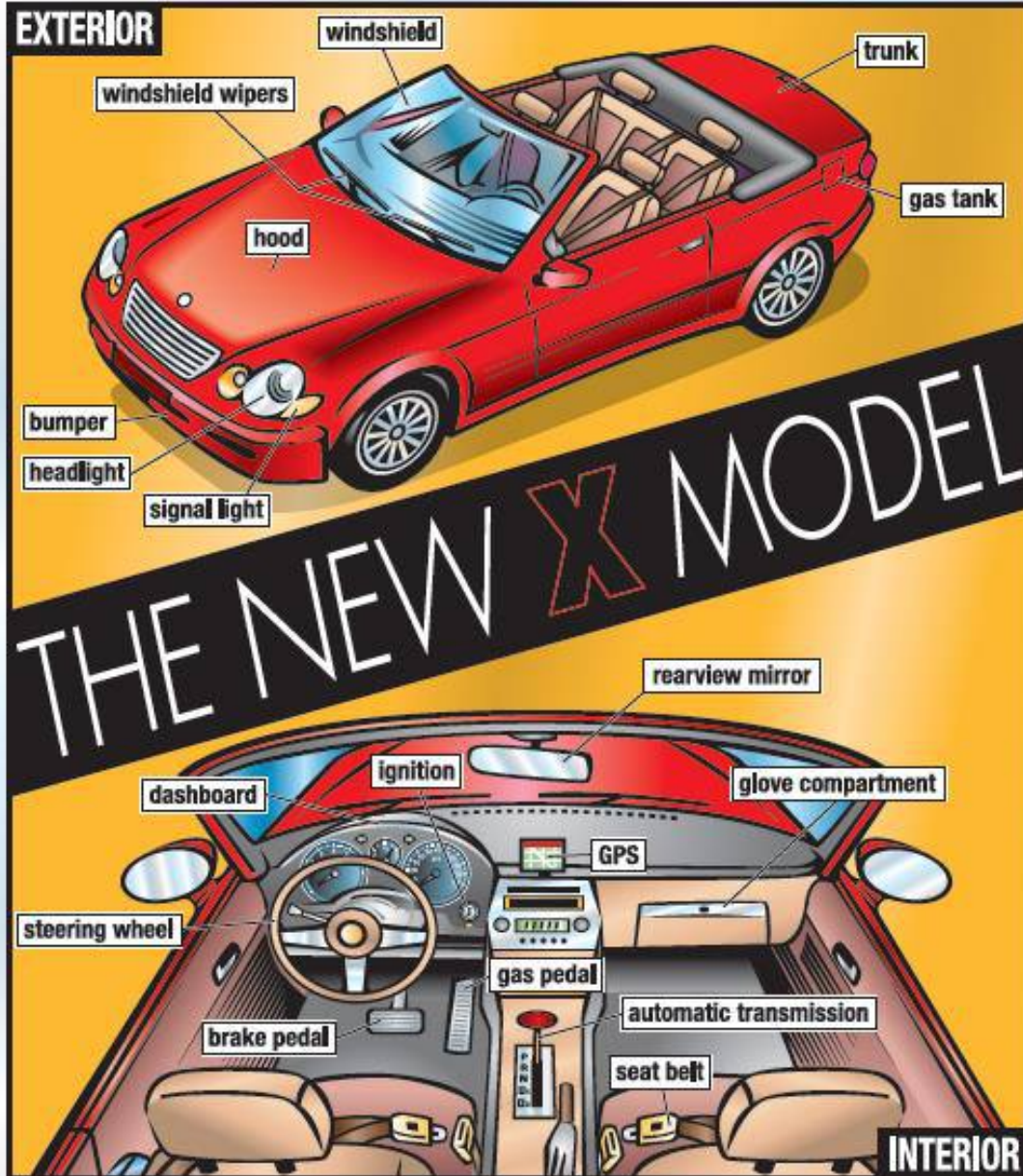
www.ien.edu.sa

SG3 U8
Page 78

العامية



listen and follow along



International Traffic Signs

the signs mean the same in our country.

Page 79

How many of these road signs do you know?

speed = go fast, usually faster than the speed limit

obey = do what you are supposed to do

SG3 U8
Page 79



Speed Limit



العامة



Pedestrian Crossing



Stop



No Entry



Danger



No Passing



Parking Area



No Parking

You must always wear your seat belt.

You should drive carefully, and you should not speed.

You must obey the road signs.

should and *shouldn't* are used to give advice or make a suggestion. *Must* is used to talk about obligation, and *mustn't* is used to talk about prohibition.

1 Listen and Discuss



CD1, T8

رابط الدرس الرقمي

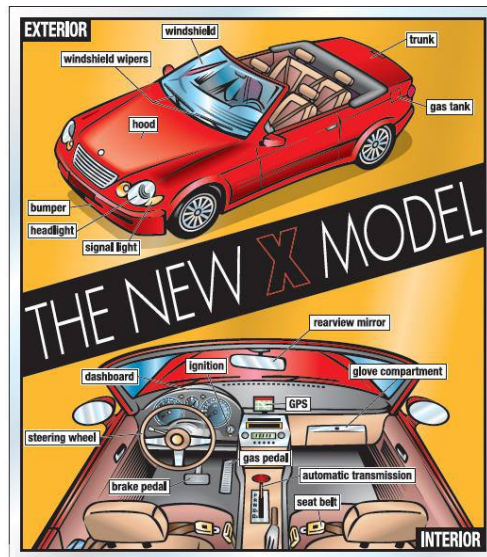


www.ien.edu.sa

SG3 U8
Page 79

الجامعة

Are you interested in cars? What do people look for in a car?



COMPREHENSION

I understand
what I listen to
الجامعة

When you are driving at night, what do you need to turn on?
(headlights)

What do you turn on if you want to turn left or right?
(signal light)

What do you turn on if it's raining?
(windshield wipers)

Where can you put suitcases? (trunk)

Where can you see if you need gas? (dashboard)

What do you hold when you're driving?
(steering wheel)

What do you put your foot on when you want the car to move?
(gas pedal)

What do you put your foot on when you want the car to stop?
(brake pedal)

Where can you keep important papers? (glove compartment)

What should you wear to be safe? (seat belt)

Where do you put the key? (ignition)

Where can you see the cars behind you? (rearview mirror)

What can help you if you're lost? (GPS)

1 Listen and Discuss



CD1, T8

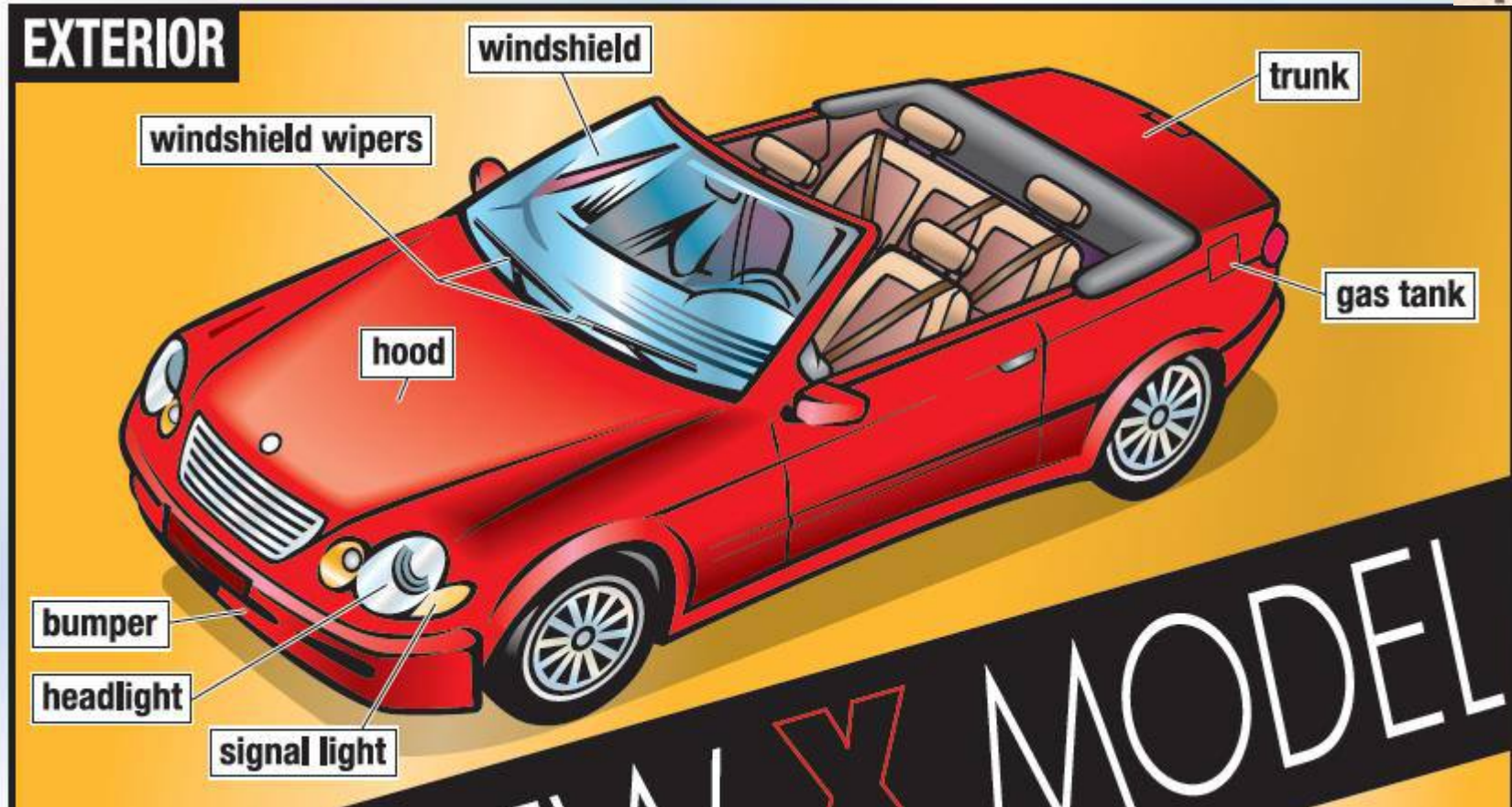


www.ien.edu.sa

SG3 U8
Page 79

العامية

Are you interested in cars? What do people look for in a car?



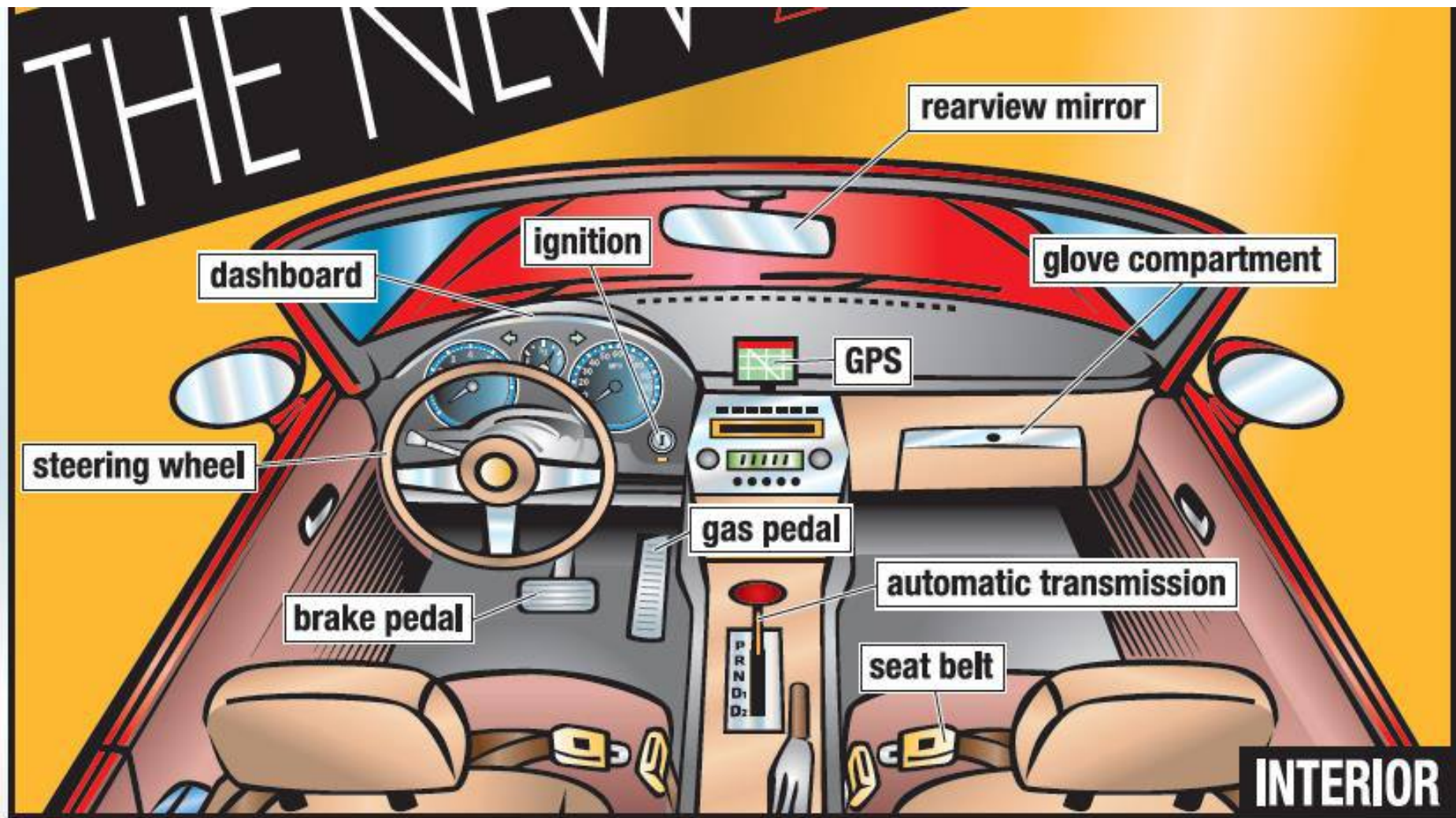
1 Listen and Discuss

Are you interested in cars? What do people look for in a car?



SG3 U8
Page 79

العامية



Quick Check ✓

A. Vocabulary. Match the two words.

1. steering e

2. wind a

3. dash f

4. seat b

5. rearview d

6. road c

a. shield

b. belt

c. sign

d. mirror

e. wheel

f. board

Call out all the parts of the car
you remember.



Quick Check ✓

SG3 U8
Page 79

العامية

B. Comprehension. Answer about the car and the driving instructor.

1. Does the car have a global positioning system?
2. What kind of transmission does it have?
3. Is it a four-door car?
4. What does the instructor want people to do?

1. Yes, it does.
2. It has automatic transmission.
3. No, it isn't.
4. He wants people to wear seat belts, to drive carefully, not to speed, and to obey road signs.



2 Pair Work



CD1, T9



listen and repeat.



SG3 U8
Page 79

الحاميه

A. **Ask** and **answer** about the signs.

What does that sign mean?

You must not pass.

B. Give advice about driving.

What's the first thing a driver should do?

Drivers should put on their seat belts.

What shouldn't a driver do?

Drivers shouldn't drive too quickly.



What's the next thing a driver should do?

What should a driver do after that?

What should a driver do?

What else should a driver do?

What else shouldn't a driver do?

SG3 U8
Page 78

10/10 Traffic signs

<https://www.liveworksheets.com/zg1245676rz>



PROHIBITION		ATTENTION		INFORMATION	

10/10

Road Signs

Name: _____ Class: _____
Date: _____

I-Match

No entry

Slippery road

You must not walk here

Maximum speed limit

You must turn left

Bicycles only

Children crossing

Motor way

You can cross here

No bicycles

II- Tick the right answer



1. When you see this sign, you must _____.
- ☒ turn left
☐ turn right



2. When you see this sign, you must _____.
- ☐ walk here
☒ not walk here



3. What does this sign stand for?
- ☒ parking
☐ motorway



4. This sign indicates that the _____ speed limit is 30.
- ☒ maximum
☐ minimum



5. What does this sign stand for?
- ☐ bicycles only
☒ no bicycles



6. What does this sign stand for?
- ☒ slippery road
☐ motorway

8 Drive Slowly!

LIVEWORKSHEETS

Do the live Worksheet Exercise
then upload the photo of the completed activity.

live worksheet\

بعد حل ورقة العمل
يتم ارسال صورة لذلك
في قسم الإثراءات
على المنصة



activity

يكتفى بصورة واحدة لتمرين واحد فقط 😊



8 Drive Slowly!

HOMEWORK

SCHOOL PLATFORM



HOMEWORK



Platform

نوع السؤال: إختيار من متعدد

?Where can you see the cars behind you

glove compartment ☐

steering wheel ☐

rear-view mirror ☒

واجب المنصة

● للتذكير

Workbook

بعد حل الواجب
يتم ارسال صورة لذلك
في قسم الأنشطة
على المنصة

Page 215 \ A



activity

يكتفى بصورة واحدة لتمرين واحد فقط 😊



8 Drive Slowly!



Homework



Assign page
215 for
vocabulary
practice
Ex **A**

Workbook



Assign page 95 for more practice with
the vocabulary of
the unit

8 Drive Slowly!



Look at the photos of different cars. Identify the parts of the car.

1. windshield

2. hood

3. headlight

4. bumper

5. trunk

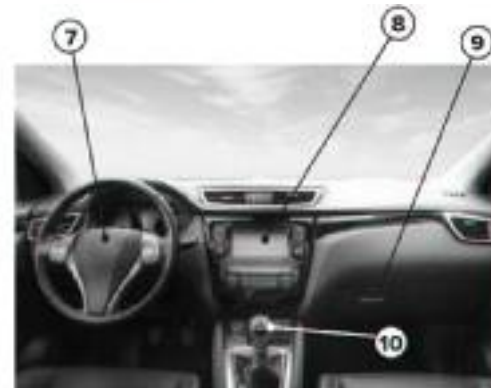
6. gas tank

7. steering wheel

8. dashboard

9. glove compartment

10. Automatic transmission



أتمنى الاهتمام بمتابعة الدروس
في قنوات **عين** الرسمية من
وزارة التعليم



T.Noureyah Alghamdi



The end





Culture Note

Most cars in the United States have automatic transmissions rather than manual transmissions. When people ask *Do you drive a stick?* they want to know if you can drive a car with a manual transmission.

Language Builder

Seat belt and *road sign* are examples of compound nouns. Compound nouns usually consist of noun + noun (*wind + shield*), but they can also consist of adjective + noun (*steering + wheel*) or verb + noun (*drive + way*). They can be written as one word (*headlight*) or two words (*signal light*). The stress is usually on the first word in the compound noun (PARKING lot, *not* parking LOT).




Teaching Tip

It is important that students not become “territorial,” meaning they always want to sit in the same seats and talk to the same people. This does not create a friendly class atmosphere and students may have little to say if they always talk to the same people and get to know each other too well. To prevent this from happening, be sure to change the organization of pairs and groups from class period to class period, or even from activity to activity.



Additional Activity

Have students work in pairs to make a list of what safe and unsafe drivers do. For example: *Safe drivers wear seat belts.* *Unsafe drivers drive faster than the speed limit.* Have several pairs read their lists aloud.



- The most popular color car in the world changes every few years, but most recently it is white. Black is the second most popular color, followed by silver and gray.
- Manual transmission cars are popular in Europe and Latin America, but automatic transmissions are preferred in North America, Australia, and Asia.

تدريب

نوع السؤال: اختيارات من متعدد

:Choose the exterior parts of the car only



trunk ☒

bumper ☒

GPS ☐

brake pedal ☐

signal light ☒

hood ☒

تدريب

نوع السؤال: اختيارات من متعدد

:Choose the interior parts of the car from the following



trunk ☐

seat belt ☐

signal lights ☐

brake pedal ☐

hood ☐

GPS ☐

تدريب

نوع السؤال: إختيار من متعدد

Ignition is an interior car part which is used to



steer the car ☐

start the engine ☐

provide gas ☐

تدريب

نوع السؤال: صواب أم خطأ

.It's safe to use the cell phone while driving



○ صواب

○ خطأ

تدريب

.This sign indicates the weather degree



○ صواب

○ خطأ

Irregular Verbs

Base Form	Simple Past
be	was/were
become	became
buy	bought
come	came
cut	cut
do	did
draw	drew
drink	drank
drive	drove
eat	ate
fight	fought
find	found
get (up)	got (up)
give	gave
go	went
hang	hung
have	had
hear	heard
know	knew
leave	left
lend	lent
make	made

mean	meant
meet	met
read	read
ride	rode
run	ran
say	said
see	saw
sell	sold
send	sent
sing	sang
sit	sat
sleep	slept
speak	spoke
spend	spent
sweep	swept
swim	swam
take	took
teach	taught
think	thought
understand	understood
wake (up)	woke (up)
wear	wore
write	wrote

Irregular Verbs

Base Form	Simple Past	Past Participle
be	was / were	been
become	became	become
blow	blew	blown
buy	bought	bought
come	came	come
cut	cut	cut
do	did	done
drink	drank	drunk
drive	drove	driven
eat	ate	eaten
fall	fell	fallen
feed	fed	fed
fight	fought	fought
find	found	found
fly	flew	flown
get	got	gotten
give	gave	given
go	went	gone
hang	hung	hung
have	had	had
hear	heard	heard
hold	held	held
hurt	hurt	hurt
know	knew	known
leave	left	left
lend	lent	lent
lose	lost	lost
make	made	made
mean	meant	meant
meet	met	met
pay	paid	paid

put	put	put
read	read	read
ride	rode	ridden
run	ran	run
say	said	said
see	saw	seen
sell	sold	sold
send	sent	sent
sing	sang	sung
sit	sat	sat
sleep	slept	slept
speak	spoke	spoken
spend	spent	spent
steal	stole	stolen
swim	swam	swum
take	took	taken
teach	taught	taught
think	thought	thought
throw	threw	thrown
wake (up)	woke (up)	woken (up)
wear	wore	worn
win	won	won
write	wrote	written