

الدرس السابع الوحدة العاشرة عرض تقديمي للصيغة والمعنى والوظيفة النحوية في الوحدة العاشرة: مكثفات وصفات منتهية بـ ed و ing



تم تحميل هذا الملف من موقع المناهج السعودية

موقع المناهج ← المناهج السعودية ← الصف الأول المتوسط ← لغة انجليزية ← الفصل الثاني ← ملفات متنوعة ← الملف

تاريخ إضافة الملف على موقع المناهج: 23:11:56 2026-01-14

ملفات اكتب للمعلم اكتب للطالب | اختبارات الكترونية | اختبارات | حلول | عروض بوربوينت | أوراق عمل
منهج انجليزي | ملخصات وتقارير | مذكرات وبنوك | الامتحان النهائي | للمدرس

المزيد من مادة
لغة انجليزية:

إعداد: نوريه الغامدي

التواصل الاجتماعي بحسب الصف الأول المتوسط



صفحة المناهج
السعودية على
فيسبوك

الرياضيات

اللغة الانجليزية

اللغة العربية

التربية الاسلامية

المواد على تلغرام

المزيد من الملفات بحسب الصف الأول المتوسط والمادة لغة انجليزية في الفصل الثاني

الدرس 6 الوحدة 10 تمارين تطبيقية لوصف المظهر الخارجي للأشخاص Worksheet

1

الدرس 6 الوحدة 10 ورقة عمل تفاعلية لمهارات الوصف والمطابقة Worksheet

2

الدرس السادس الوحدة العاشرة دليل تعليمي متكامل كيف تبدو المدرسة powerpoint

3

الدرس 5 الوحدة 10 ورقة عمل لقياس التوقعات قبل وبعد قراءة نص الأندية المدرسية Worksheet

4

الدرس الخامس الوحدة العاشرة عرض تقديمي تعليمي لمهارة القراءة والتطبيق العملي powerpoint

5

SUPER

GOAL 1

SUPER GOAL 1



وزارة التعليم
Ministry of Education

Term 2

Unit 6	Is There a View?	48
Unit 7	Where Do You Live?	56
Unit 8	What Are You Doing?	64
Unit 9	What Do You Do?	72
Unit 10	What's School Like?	80
Unit 11	What Time Do You Get Up?	88
EXPANSION Units 6-11		96

الأول متوسط



Term 1

Unit 1	Good Morning!	2
Unit 2	What Day Is Today?	10
Unit 3	What's That?	18
Unit 4	Around the World	26
Unit 5	Families, Families	34
EXPANSION Units 1-5		42

Term 2

Unit 6	Is There a View?	48
Unit 7	Where Do You Live?	56
Unit 8	What Are You Doing?	64
Unit 9	What Do You Do?	72
Unit 10	What's School Like?	80
Unit 11	What Time Do You Get Up?	88
EXPANSION Units 6-11		96

الترم الثاني

Term 3

Unit 12	What Can You Do There?	108
Unit 13	What Are You Going to Wear There?	116
Unit 14	Let's Celebrate	124
Unit 15	Then and Now	132
Unit 16	What Did You Do Last Week?	140
EXPANSION Units 12-16		148

ENGLISH

TIME

for you



Reading

Writing

Listening

Speaking



😊 Avoid gathering !

😊 We must wear a mask before going out.

😊 Social distancing is not a choice, it is a must!

😊 Keep a distance of 2 meters to avoid accountability

😊 wash hands constantly.



Virtual Classroom Rules



Be on time.



Act like you're at school.



Sit in 1 spot during class.



Keep yourself muted.



Turn off your video.



Raise your hand to talk.



Listen.



No eating during class.



HAVE FUN AND DO YOUR BEST!






ارجو الالتزام بعدم كتابة أي تعليقات غير لائقة بالأدب العام.
علماً بأنه أي محادثة نصية او كتابية مسجلة تحت اسمك ورقم
هويتك



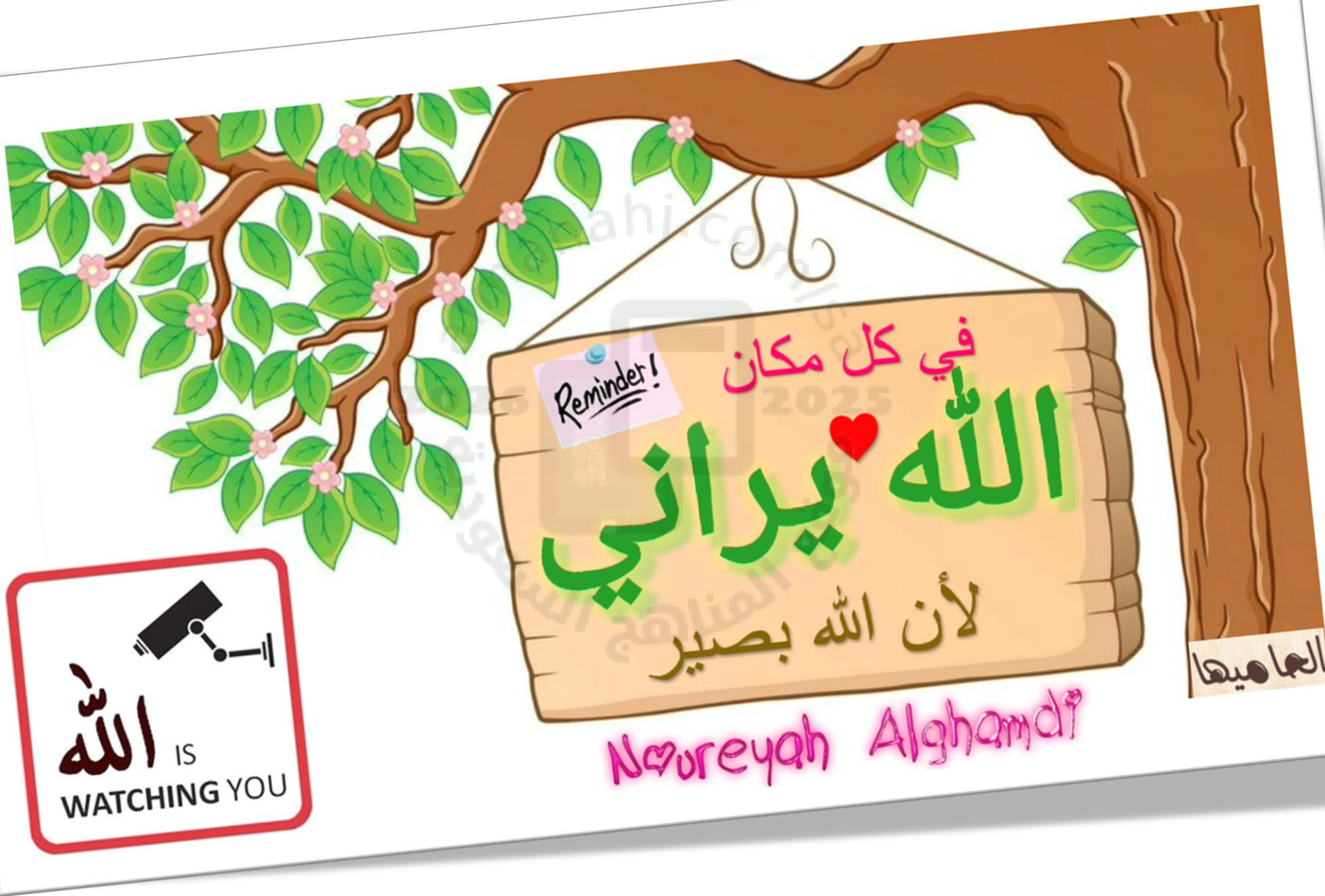
وعليه سيتم معاقبة من لم تلتزم بالذوق العام والسلوك الحسن
خلال تواجدك في المنصة او الفصول الافتراضية.



وذلك برفع شكوى وبلاغ رسمي ضدك بما تم كتابته او قوله
والتواصل مع ولي الأمر والمسؤولين لاتخاذ الاجراء اللازم مع
المخالفة.



ونتمنى وضع صورته في ملفك التعريفي لائقة بالمنصة
التعليمية



في كل مكان
الله يراني
لأن الله بصير

Naureyah Alghamdi

الله IS
WATCHING YOU

العامية

اجتنبوا السبع الموبقات



(1) الشُّرك بالله

(2) السحر

(3) قتل النفس التي حرم الله إلا بالحق

(4) أكل الربا

(5) أكل مال اليتيم

(6) التول يوم الزحف

(7) قذف المحصنات المؤمنات الغافلات

... عَنْ أَبِي هُرَيْرَةَ، عَنِ النَّبِيِّ صَلَّى اللَّهُ عَلَيْهِ وَسَلَّمَ قَالَ:

"اجْتَنِبُوا السَّبْعَ الْمَوْبِقَاتِ". قَالُوا يَا رَسُولَ اللَّهِ وَمَا هُنَّ قَالَ "الشُّرْكُ بِاللَّهِ، وَالسَّحَرُ، وَقَتْلُ النَّفْسِ الَّتِي حَرَّمَ اللَّهُ إِلَّا بِالْحَقِّ، وَأَكْلُ الرِّبَا، وَأَكْلُ مَالِ الْيَتِيمِ، وَالتَّوَلَّى يَوْمَ الزَّحْفِ، وَقَذْفُ الْمُحْصَنَاتِ الْمُؤْمِنَاتِ الْغَافِلَاتِ".

Seven Destructive Sins

Stay away from these
sins





(7) قذف المحصنات المؤمنات الغافلات

THE DANGERS OF BACKBITING & SLANDERING





To put a feeling, idea, or principle gradually into someone's mind, so that it has a strong influence on the way that person thinks or behaves.

I AM
WISE
BECAUSE
I LEARN FROM
MY MISTAKES

it's time

To LEARN

ENGLISH

10 What's School Like?



Unit Goals



Vocabulary

School subjects
Adjectives to
describe people



Functions

Talk about
school subjects
Describe people's
physical traits
Describe
people's
personality
Discuss likes
and dislikes



Grammar

Simple Present Tense:
Statements and
Questions—affirmative,
negative, questions,
short answers
Adjectives
Intensifiers: *very, quite,*
really, etc.
Adjectives with *-ed*
and *-ing*



Listening

Listen for specific details
about people



Pronunciation

Third person singular
verb ending *-es*



Reading

School Clubs



Writing

Write a description of
a person you know



Project

Make an advertisement
for a school club



VOCABULARY

Nouns

archaeology
basketball
club
drama
exchange student
expedition
glasses
poetry
schedule
subject
team
volleyball

School Subjects

art
computer science
English
geography
health
history
math
physical education (PE)
science

Adjectives

active	friendly
athletic	fun
boring	hard
challenging	intelligent
difficult	interesting
easy	smart
fascinating	strict

Verbs

act
brush
excavate
run
teach
wear

الرجاء اختيار ٤ أعمدة من الكلمات
وكتابة ٤ كلمات من كل ٤ أعمدة
في كل وحدة دراسية

EXPRESSIONS

Adjectives to describe people's looks

black (hair)	long (hair)
blond (hair)	short (hair)
blue (eyes)	tall
brown (hair, eyes)	thin



Ask about people's appearance

What does he/she look like?

Real Talk

cool

Ask about people's personality

What's he/she like?



ساند الحاميه للمعلمين والمعلمات
للطلاب والطالبات

وقف خيري تعليمي بلا مقابل

لوالدي رحمه الله والحاميه

ولو الدتي الغالية أطل الله في عمرها
اختكم المعلمة :

نوريه صالح الغامدي

Alhamiya Support for
teachers and students
Educational link,
Free of charge

GOAL 1	1. Reading	2. Writing	3. Speaking	4. Listening
1. Reading	1. Reading	1. Writing	1. Speaking	1. Listening
2. Writing	2. Writing	2. Writing	2. Speaking	2. Listening
3. Speaking	3. Speaking	3. Speaking	3. Speaking	3. Listening
4. Listening	4. Listening	4. Listening	4. Listening	4. Listening

الأول متوسط

GOAL 2	1. Reading	2. Writing	3. Speaking	4. Listening
1. Reading	1. Reading	1. Writing	1. Speaking	1. Listening
2. Writing	2. Writing	2. Writing	2. Speaking	2. Listening
3. Speaking	3. Speaking	3. Speaking	3. Speaking	3. Listening
4. Listening	4. Listening	4. Listening	4. Listening	4. Listening

الثاني متوسط

GOAL 3	1. Reading	2. Writing	3. Speaking	4. Listening
1. Reading	1. Reading	1. Writing	1. Speaking	1. Listening
2. Writing	2. Writing	2. Writing	2. Speaking	2. Listening
3. Speaking	3. Speaking	3. Speaking	3. Speaking	3. Listening
4. Listening	4. Listening	4. Listening	4. Listening	4. Listening

الثالث متوسط



لا أحل من ينسب أعمالي لنفسه أو ينشرها بأسمه

لا أحل من ينسب جهدي وتعبي ووقتي ووقت ابتائي الصغار
في تحضير البوربونت وشرائحه واوراق العمل وتمارين المراجعة
والخطط العلاجية وغيرها لنفسه
هي للنع العام في التعليم والتدريس وتيسيط المادة للطلاب والطالبات
والمعلمين والمعلمات في مجال التدريس وليس للبيع

وقف خيري لوالدي رحمه الله والحاميه

اختكم نوريه صالح الغامدي

10 What's School Like?

11 Form, Meaning and Function



SG1 U10
Page 87

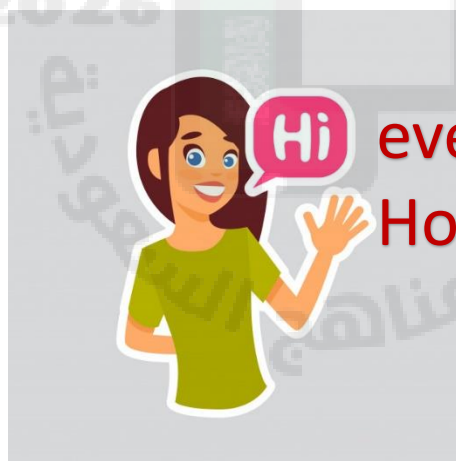


Today: Tuesday

Date:

22-6-1443 H

January 25th \ 2022



everyone,
How is everything going?



10 What's School Like?

11 Form, Meaning and Function



SG1 U10
Page 87



Learning Objectives



Classify adjectives according to their endings



Apply intensifiers



Do live worksheet about the lesson.



1. Give some examples of school clubs (p. 15)

SG1 U10
Page 87

2. What is the goal of a school club?

WHITEBOARD.fi

HOME FEATURES PRICING FAQ ABOUT NEWS

+ NEW

JOIN

WHITEBOARD.fi

Free online whiteboard tool for teachers and classrooms!

Latest release: January 29th 2021

+ NEW CLASS

JOIN CLASS

REGISTER

LOGIN

The image shows the homepage of the Whiteboard.fi website. It features a teal header with navigation links and buttons for creating or joining a class. The main content area has the site's logo, a description of the tool, and large buttons for 'NEW CLASS', 'JOIN CLASS', 'REGISTER', and 'LOGIN'. On the right side, there is a grid of 12 cartoon children, each standing next to a whiteboard, illustrating a virtual classroom environment.

Intensifier

Definition

intensifiers are adverbs that emphasize adjectives (and other adverbs).

Examples



I am **very** angry.

intensifier

strengthens

very

extremely

really

quite

pretty

100%

50%

0%

11 Form, Meaning and Function



SG1 U10
Page 87

العامية

adverb = (adv) adjective = (adj)

Intensifiers

We use adverbs like *very*, *quite*, *really*, *pretty*, and *extremely* to make adjectives stronger. These adverbs are normally placed before the adjective.

Ali is **very** tall.

Science is **pretty** interesting.

Faisal is **quite** short.

Ali is an **extremely** active student.

Science is a **really** interesting subject.

Faisal is quite an intelligent student.

Note: When there is a singular noun, *quite* goes before the article.


(syntax)

The grammatical arrangement
of words in a sentence:

adverb

adjective

noun



The test is quite **difficult**.

It is quite _____.

The lesson is quite **interesting**.

It is _____.

That boy is quite **tall**.

He is _____.



The test is quite difficult.

It is quite a **difficult** test.

The lesson is quite interesting.

It is quite an **interesting** lesson

That boy is quite tall.

He is quite a **tall** boy.

Describe



ed



ing



My job is

boring

interesting

tiring

satisfying

depressing

- I am bored with my job
- I am not interested in my job any more.
- I get very tired doing my job.
- I am not satisfied with my job.
- My job makes me depressed.

In these examples, the **-ing** adjective tells about the job.

In these examples, the **-ed** adjective tells you how somebody feels (about the job).

-ing

to describe the **things, situation place and person**
That makes us feel that way



Adjectives Ending in -ED and -ING

Verb

- Amaze
- Amuse
- Annoy
- Bore
- Challenge

Adjectives Ending in -ING

- Amazing
- Amusing
- Annoying
- Boring
- Challenging

ing

Adjectives Ending in -ED

- Amazed
- Amused
- Annoyed
- Bored
- Challenged



ed



ed = describe how a person feels or reacts.

ing = describe what causes a feeling or reactions.

ing = describe what causes a feeling or reactions.

The situation



frightened

frightening



BRAINSTORM

The person's
feeling



frightened

frightening



ed = describe how a person feels or reacts.

-ED and -ING Adjectives

SG1 U10
Page 87

العامية

amazed » amazing

amused » amusing

bored » boring

comforted » comforting

confused » confusing


frightened » frightening

frustrated » frustrating

relaxed » relaxing

satisfied » satisfying

Feeling



-ed to describe how people **feel**



I feel

I am bored because the movie is boring.



-ing to describe the **things, situation place and person**
That makes us feel that way

11 Form, Meaning and Function



SG1 U10
Page 87

الجامعي

Adjectives with -ed

Adjectives that end in *-ed* describe how a person feels or reacts.

Adjectives that end in *-ing* describe what causes a feeling or reaction.



excited



bored



tired



interested (in)



annoyed



worried



frightened



confused

11 Form, Meaning and Function



SG1 U10

Page 87

العامية

Adjectives with -ed

Adjectives that end in *-ed* describe how a person feels or reacts.

Adjectives that end in *-ing* describe what causes a feeling or reaction.



adjectives with *-ed* often describe how **a person feels** or reacts to something.

Why is she excited?

Why is she frightened?

Why is he confused?

excited – graduation, amusement park

frightened – snake, spider, storm

confused – about math

adjectives with *-ing* describe the person or thing that causes the reaction.

for example:

Graduation is **exciting**.

The snake is **frightening**.

Math is **confusing**.

A. Circle the correct adjectives.

The 1st example - Do the word in parentheses describes how people feel or what causes the reaction? (how they feel)

1. We're really (excited / exciting) because our team is winning the football game.
2. Sabah feels extremely (tired / tiring), so she wants to stay home and relax.
3. This math problem is quite (confused / confusing). Can you please help me with it?
4. I'm never (bored / boring) in science class. The experiments are very (interested / interesting).
5. You look extremely (worried / worrying). Is anything wrong?
6. The teacher is (annoyed / annoying) because the students aren't paying attention.
7. I don't like to watch (frightened / frightening) films on TV. I prefer to watch comedies.
8. History isn't (bored / boring). In fact, it's quite a (fascinated / fascinating) subject.

11 Form, Meaning and Function

الجامع

SG1 U10
Page 87

B. Use the words to write sentences.

The verb **is** and the article **a** were added to complete the sentence.
Don't forget the placement of the article with **quite**

quite **a** ..



Football / very / exciting / sport

1. Math / quite / difficult / subject

2. Maha / really / talented / artist

3. Fahd / extremely / athletic / student

4. History / pretty / interesting / subject

5. Mr. Parks / quite / strict / teacher

Football is a very exciting sport.

1. Math is quite **a** difficult subject.


2. Maha is a really talented artist.

3. Fahd is an extremely athletic student

4. History is a pretty interesting subject

5. Mr. Parks is quite **a** strict teacher.

11 Form, Meaning and Function



SG1 U10
Page 87

- C. Work with a partner. Talk about school subjects and school friends. Use adjectives from this unit and the adverbs: **very**, **quite**, **really**, **pretty**, and **extremely**.

adv adj
I think math is an **extremely** difficult subject.

adv adj
Ahmed is a **really** intelligent student.

**Adjectives
ending in -ed**
describe a
particular
feeling.

**Adjectives
ending in -ing**
describe a
thing (movie,
game, book...).

<https://www.liveworksheets.com/np380153ra>

Fill in the blanks with the correct option.

1. The movie was very . I was .
2. The students were very in the teacher's explanation.
3. Sophie and Jack are very about their wedding ceremony.
4. Running a 10k race must be very .
5. I was when I visited the mountains.
6. My grandmother told me a very story.
7. I'm of jumping the rope.
8. I'm reading an adventure story at the moment.



HOMEWORK

SCHOOL PLATFORM



Platform



HOMEWORK



نوع السؤال: إختيار من متعدد

2026

2025

Sbah is She works all the day

tired ☒

tiring ☐

tires ☐

واجب المنصة

● للتذكير

10 What's School Like?

LIVEWORKSHEETS

Do the live Worksheet Exercise
then upload the photo of the completed activity.

live worksheet\



activity

10 What's School Like?

بعد حل ورقة العمل
يتم ارسال صورة لذلك
في قسم الإثراءات
على المنصة

LIVEWORKSHEETS

<https://www.liveworksheets.com/np380153ra>

Adjectives ending in -ed describe a particular feeling.

Adjectives ending in -ing describe a thing (movie, game, book...).

Fill in the blanks with the correct option.

1. The movie was very _____. I was _____.
2. The students were very _____ in the teacher's explanation.
3. Sophie and Jack are very _____ about their wedding ceremony.
4. Running a 10k race must be very _____.
5. I was _____ when I visited the mountains.
6. My grandmother told me a very _____ story.
7. I'm _____ of jumping the rope.
8. I'm reading an _____ adventure story at the moment.

PRACTICE MAKES PERFECT

يكتفى بصورة واحدة لتمرين واحد فقط 😊





ساند الحامية للمعلمين والمعلمات
للطلاب والطالبات

وقف خيري تعليمي بلا مقابل
لوالدي رحمه الله والحامية

ولو الدتي الغالية أطل الله في عمرها
اختكم المعلمة :

نورية صالح الغامدي

Alhamiya Support for
teachers and students
Educational link,
Free of charge

GOAL 1	1. Reading	2. Writing	3. Speaking	4. Listening
1. Reading	1. Reading	1. Writing	1. Speaking	1. Listening
2. Writing	2. Writing	2. Writing	2. Speaking	2. Listening
3. Speaking	3. Speaking	3. Speaking	3. Speaking	3. Listening
4. Listening	4. Listening	4. Listening	4. Listening	4. Listening

الأول متوسط

GOAL 2	1. Reading	2. Writing	3. Speaking	4. Listening
1. Reading	1. Reading	1. Writing	1. Speaking	1. Listening
2. Writing	2. Writing	2. Writing	2. Speaking	2. Listening
3. Speaking	3. Speaking	3. Speaking	3. Speaking	3. Listening
4. Listening	4. Listening	4. Listening	4. Listening	4. Listening

الثاني متوسط

GOAL 3	1. Reading	2. Writing	3. Speaking	4. Listening
1. Reading	1. Reading	1. Writing	1. Speaking	1. Listening
2. Writing	2. Writing	2. Writing	2. Speaking	2. Listening
3. Speaking	3. Speaking	3. Speaking	3. Speaking	3. Listening
4. Listening	4. Listening	4. Listening	4. Listening	4. Listening

الثالث متوسط



لا أحل من ينسب أعمالي لنفسه أو ينشرها بأسمه

لا أحل من ينسب جهدي وتعبي ووقتي ووقت ابتائي الصغار
في تحضير البوربونت وشرائحه واوراق العمل وتمارين المراجعة
والخطط العلاجية وغيرها لنفسه
هي للنع العام في التعليم والتدريس وتيسيط المادة للطلاب والطالبات
والمعلمين والمعلمات في مجال التدريس وليس للبيع

وقف خيري لوالدي رحمه الله والحامية

اختكم نورية صالح الغامدي

أتمنى الاهتمام بمتابعة الدروس
في قنوات **عين** الرسمية من
وزارة التعليم



T.Noureyah Alghamdi

The end





تدريب

نوع السؤال: إختيار من متعدد

.Math is interesting

is ☐

pretty ☒

are ☐

Practice
Makes
Perfect



تدريب

نوع السؤال: إختيار من متعدد

.We're really because our team is winning the football game

exciting ☐

excite ☐

excited ☒

Practice
Makes
Perfect



تدريب

نوع السؤال: إختيار من متعدد

?This math problem is quite..... Can you please help me with it

confusing



confused



confuse



Practice
Makes
Perfect



تدريب

Practice
Makes
Perfect

] He is a quite smart mechanic

صواب ☐

خطأ ☒

quite **a** smart

Note: When there is a singular noun, *quite* goes before the article.

Irregular Verbs

Base Form	Simple Past
be	was/were
become	became
buy	bought
come	came
cut	cut
do	did
draw	drew
drink	drank
drive	drove
eat	ate
fight	fought
find	found
get (up)	got (up)
give	gave
go	went
hang	hung
have	had
hear	heard
know	knew
leave	left
lend	lent
make	made

mean	meant
meet	met
read	read
ride	rode
run	ran
say	said
see	saw
sell	sold
send	sent
sing	sang
sit	sat
sleep	slept
speak	spoke
spend	spent
sweep	swept
swim	swam
take	took
teach	taught
think	thought
understand	understood
wake (up)	woke (up)
wear	wore
write	wrote

What's the Difference?

SG1 U10
Page 87

Adjectives with **-ed vs. -ing**

- ed

describes a person's own feelings

bored
confused

interested

excited
surprised

This lesson is difficult. I am confused!
Kate had nothing to do; she was very bored.

- ing

describes a situation, a thing, or a
person that CAUSES the feelings

boring
confusing

interesting

exciting
surprising

This lecture is very confusing. I don't understand.

A | E

The movie was so boring that Jim nearly fell asleep.

What's the Difference?

www.englishlessonviaskype.com

SG1 U10
Page 87

-ED
adjectives
-ING

-ED adjectives

we use adjectives ending in -ed to describe how people feel

She's very excited about her upcoming trip to Australia.

-ING adjectives

we use adjectives ending in -ing to describe the thing, situation, place or person that makes us feel that way

Her upcoming trip to Australia is very exciting!

(The trip made her feel excited.)



What's the Difference?

-ed vs. -ing

SG1 U10
Page 87

- ed

bored	interested	excited
confused	surprised	frustrated



This lesson is difficult. I am confused!
Ken had nothing to do. He was very bored.

- ing

boring	interesting	exciting
confusing	surprising	frustrating



This lecture is very confusing. I don't understand!
The movie was interesting. I want to watch it again.