

## أوراق عمل مراجعة شاملة لجميع دروس 2 goal top



### تم تحميل هذا الملف من موقع المناهج السعودية

موقع المناهج ← المناهج السعودية ← الصف الخامس ← لغة انجليزية ← الفصل الأول ← ملفات متنوعة ← الملف

تاريخ إضافة الملف على موقع المناهج: 08:54:55 2025-10-14

ملفات اكتب للمعلم اكتب للطالب | اختبارات الكترونية | اختبارات | حلول | عروض بوربوينت | أوراق عمل  
منهج انجليزي | ملخصات وتقارير | مذكرات وبنوك | الامتحان النهائي | للمدرس

المزيد من مادة  
لغة انجليزية:

### التواصل الاجتماعي بحسب الصف الخامس



صفحة المناهج  
السعودية على  
فيسبوك

الرياضيات

اللغة الانجليزية

اللغة العربية

التربية الاسلامية

المواد على تلغرام

### المزيد من الملفات بحسب الصف الخامس والمادة لغة انجليزية في الفصل الأول

خطة توزيع المقرر للفصل الأول 1447هـ

1

تحميل كتاب الطالب 2 goal Top نسخة 1447هـ

2

اختبار نهائي Goal Top

3

أوراق عمل الوحدة الأولى Events Family منهج Goal Top

4

مراجعة الوحدة الأولى من منهج Goal Top

5

Kingdom of Saudi Arabia

Ministry of Education

..... elementary grade



# Top goal 2 Worksheet



Name: .....

Class: .....




Welcome  
Lesson 1

Vocabulary:

Write the correct word under each picture:

comic book - lion - snail - tall - tired - mountain - rainbow

## Welcome Lesson 2

### A. Match

- 895                  six hundred eight
- 608                  eight hundred ninety-five
- 332                  four hundred forty-one
- 441                  three hundred thirty-two
- 1000                one thousand

### B. Complete the months of the year:

1. January    2. February    3. March    4. \_\_\_\_\_  
5. May    6. June    7. \_\_\_\_\_    8. August  
9. September    10. October    11. \_\_\_\_\_    12. December

### C. Choose the correct option.

1. January is the first (**date** - month - week - day) of the year.
2. I marked my party on the (**calendar** - date - time - plan).
3. Be quick! We're (**past** - late - early - now) for school.
4. How (**long** - many - far - much) does it take to get to class?
5. I left the house an hour (**ago** - past - late - soon).
6. What is the (**date** - time - day - hour) today?
7. I hate getting up (**early** - past - soon - tomorrow) in the morning.
8. What (**date** - time - hour - month) does school start?

### Answer:

Which month is your birthday in?

.....

What is the hottest month in your country?

.....

Which is your favorite month? Why?

.....

What is one hundred thirty plus twenty-six?

.....

## Welcome Lesson 3

### A. Complete with "How long" or "How many".

1. .... classes do you have on Sunday?
2. .... is the lunch break?
3. .... teachers are there?

### B. Choose the right word:

1. She (wake up - wakes up - woke up - waking up) early yesterday.
2. He (eat - eats - ate - eating) pancakes with eggs for breakfast yesterday.
3. I (drink - drinks - drank - drinking) orange juice an hour ago.
4. He (go - goes - went - going) for a walk last Monday.
5. I (enjoy - enjoys - enjoyed - enjoying) the lesson yesterday.

### C. Choose the correct word:

1. He is the (tall - taller - taller than - tallest) student.
2. This is the (big - bigger - bigger than - biggest) classroom.
3. This is the (easy - easier - easier than - easiest) class for me.
4. This is the (difficult - more difficult - more difficult than - most difficult) class for me.
5. She is my (funny - funnier - funnier than - funniest) friend.









## Unit 1

### Lesson 1

#### Vocabulary:

#### A. Write the correct word under each picture:

tidy - enormous - frightening - friendly - noisy - interesting - popular - special

#### B. Choose the right word:

- Our living room looks ( lovely- important - noisy - popular ) with new rose pink curtains.
- Don't forget to bring the cake. It's very ( tidy - noisy - lucky - important ) for the party!
- You can win a prize if you are ( frightening - lucky - important - tidy ).

#### C. Answer:

What are your interests?

.....

Unit 1  
Lesson 2

**A. Choose the right word:**

1. I ( love - loved - loved - loves ) to see my country the best.
2. My team ( win - winning - won - wins ) last Saturday.
3. She ( paints - painted - painting - paint ) a nice picture yesterday.
4. I ( don't - didn't - doesn't - isn't ) watch the TV every day.
5. What day ( do - did - does - doing ) you go last week?

**B. Do as shown between brackets:**

1. I do exercise every morning. ( Make a Yes\ No question )

.....

2. They went to the mountains. ( Change into negative )

.....

3. I like playing board games. ( Change into negative )

.....

4. Yesterday it ( rain).....and we wore raincoats. ( Correct the verb )

5. yesterday? \ you \ eat \ did \ What ( Write the words in the correct order)

.....

Unit 1  
Lesson 3

**A. Look and write T (true) or F (false).**

1. The girls are sitting on the sofa. (    )
2. They are friends. (    )
3. They are playing video games together. (    )
4. They are playing football. (    )





Unit 1  
Lesson 4

**Answer:**

1. What do you do?

.....

2. What interests do you have?

.....





## Unit 1 Lesson 5

### Vocabulary:

Write the correct word under each picture:

messy - ride - unfriendly - unkind - unlucky - untidy - unusual -  
horrible - excited



### B. Choose the right word:

1. I was ( **unlucky** - messy - untidy - important ) when I got injured during the game.
2. I love the beach because I ( **enjoy** - hate - fear - play ) the sunshine.
3. I went on a scary ( **walk** - ride - meal - book ) at the fair.
4. The customer didn't thank the hardworking waiter. I think he is ( **kind** - rude - tidy - enormous ).
5. I'm very ( **bored** - excited - angry - untidy ) about my vacation!

### C. Complete the sentences with the right words:

**shy - untidy - frightening - messy - unusual**

1. My hair is ..... I need to brush it.
2. He's very ..... , so he never talks to anyone.
3. I found this ..... mask for my play costume.
4. My cat doesn't want to eat. That's very .....
5. This room is very dirty and .....

Unit 1  
Lesson 6

**A. Classify the verbs in the correct column.**

love - buy - want - play - know - do - eat - need - understand

Action verbs	State verbs

**B. Choose the right word:**

1. She (prefers - prefer - are preferring - is preferring) sunny days.
2. We (want - wants - are wanting - is wanting) to have a picnic.
3. He (write - writes - is writing - are writing) in his notebook now.
4. She (doesn't like - don't like - isn't liking - aren't liking) unkind people.
5. We (cook - cooks - are cooking - is cooking) dinner right now.

## Unit 1

### Lesson 7

#### **A. Look and write T (true) or F (false).**

1. Origami is a special interest. (   )
2. Origami is the art of folding paper. (   )
3. Origami is folding paper to make cool food. (   )



#### **B. Choose the right words:**

1. Origami is the art of folding.....
  - a. paper
  - b. wood
  - c. iron
  - d. plastic

#### **C. Answer:**

What special interest do you have?

.....




Unit 1  
Lesson 8

Add -un to the following words:

• friendly	•
• tidy	•
• usual	•
• lucky	•
• clean	•
• happy	•

Unit 1  
Lesson 9

**Match**

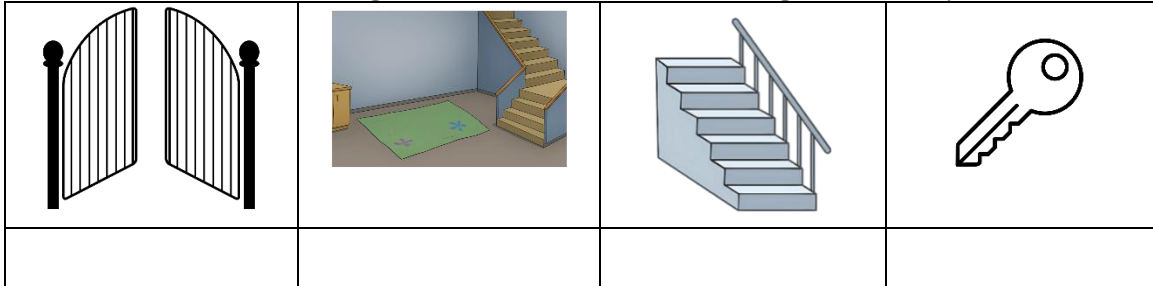
<ul style="list-style-type: none"><li>• soap curving</li></ul>	
<ul style="list-style-type: none"><li>• toy voyaging</li></ul>	
<ul style="list-style-type: none"><li>• news bombing</li></ul>	

## Unit 2

### Lesson 1

#### A. Write the correct word under each picture:

screen - Wi-Fi - oven - fridge - stairs - basement - gate - key



#### B. Fill in the spaces with the correct words:

basement entrance fridge key materials Wi-Fi

1. No parking! Do not block the .....
2. Restrooms are locked. Ask the attendant for the .....
3. Keep .....door closed.
4. The .....password is IC@NTS@Y.
5. Danger! Toxic .....
6. ....apartment for rent.

#### C. Match the words to their definitions:

1. You need this to unlock the door to your house.	( ) architect
2. His professional designs houses and buildings.	( ) key
3. You go through this to enter a place or building.	( ) measurements
4. These are numbers that express the size of a room.	( ) entrance
5. You use them to build houses.	( ) materials

#### D. Answer:

1. What does your ideal home look like?

.....

## Unit 2

### Lesson 2

#### **A. Complete using will or won't and the words in parentheses.**

1. I can't find the keys! (look / entrance)  
.....
2. It's so hot here! (wear / coat).  
.....
3. There's a TV screen in my bedroom! (watch / bed)  
.....
4. It's dark in the basement. (go / without / flashlight)  
.....


#### **B. Choose the right word:**


1. This pizza was awful! I ( will - won't - can - may ) buy it again.
2. The gate is locked. I ( will - won't - may - might ) get the keys.
3. The front door lock doesn't open. I ( will - won't - may - might ) call for help.
4. The fridge is brand new. We ( will - won't - can - may ) need to replace it.




Unit 2  
Lesson 3

A. Look and write T (true) or F (false).

1. There are three raccoons.  (     )

2. There are two slides.  (     )





3. They want to paint the house.  (     )

4. She felt happy  . (     )



Unit 2  
Lesson 4


Fill in the spaces with the correct letters:

			
Astro__aut	Zoo__eeper	Archi__ect	Ma__s

Unit 2  
Lesson 5

**A. Write the correct word under each picture:**

corner - empty - cushion - shelf



**B. Fill in the spaces with the correct words:**

actually - else - instead - later - take - front

1. I'm waiting at the ..... door.
2. Hurry up! It'll ..... two hours to get home.
3. See you ..... when you arrive there.
4. Do you want me to put anything ..... on the shelf?
5. Instead of science we ..... have geography now.
6. The bottle is .....
7. .... of the café, let's meet at my house.

## Unit 2

### Lesson 6

#### A. Choose the right word:

1. I ( will - won't - am going to - is going to ) draw a picture for my friend tomorrow.
2. She ( will - won't - am going to - is going to ) open the door now.
3. They ( will - won't - are going to - is going to ) visit the zoo next weekend.
4. He ( will - won't - am going to - is going to ) come to the party because he is busy.
5. she ( will - won't - am going to - is going to ) come to my house after school

#### B. Do as shown between the brackets:

1. I am going to sleep at home tonight. ( Change into negative )

.....

2. I will bring some extra pajamas. ( Make a Yes\ No question )

.....

3. I will order chicken . ( Change into negative )

.....

4. She is going to study English tomorrow. ( Change into negative )

.....

5. I am going to travel next vacation. ( Make a Yes\ No question )

.....

## Unit 2

### Lesson 7

#### A. Look and write T (true) or F (false).

1. He wants to change his bedroom.



(     )

2. They are builders .



(     )

#### B. Choose the right word:

1. He wants to put big .....in the corner.

- a. cushions
- b. chairs
- c. sofa
- d. vases



2. They are going to put in one big.....

- a. window
- b. door
- c. gate
- d. key



## Unit 2

### Lesson 8

Write V for verbs and N for nouns. Then

1. He will design his room. (     )
2. I like your design. (     )
3. Please call me. (     )
4. I got a call from Mom. (     )
5. The ball is in the corner. (     )
6. The dog cornered the cat. (     )
7. They will screen a movie. (     )
8. I have two screens at home. (     )

Unit 2  
Lesson 9

**A. Match:**



1. Tower	(    )	
2. Farmhouse	(    )	
3. Stadium	(    )	

## Unit 3

### Lesson 1

**Write the correct word under each picture:**

waiter - singer - photographer - journalist - fashion designer - actor - driver  
flight attendant - mechanic - pilot - businesswoman - manager - engineer





## Unit 3

### Lesson 2

#### **A. Order the words to make sentences:**

1. might / future / in / not / She / act / the.  
.....

2. are / be / We / . / managers / to / going  
.....

3. be / fashion / My / a / brother / designer / may / . /  
.....

4. not / You / pilot / going / a / . / be / are / to  
.....

#### **B. Choose the right word:**


1. Layla is sure she ( may - might - are going to - isn't going to ) be an artist. She hates painting.
2. I think Justin ( may - might - are going to - isn't going to ) be a singer. His voice is very nice.
3. David ( may - might - are going to - isn't going to ) work as a waiter, but he is really not sure.
4. Kim and Paul ( may - might - are going to - isn't going to ) be pilots. They love flying.

#### **C. Complete with may or are going to:**

1. It's possible that we ..... study acting in the future.
2. They.....be photographers. They love taking pictures.

Unit 3  
Lesson 3

A. Look and write T (true) or F (false).



1. She is good at drawing. ( )



2. She is good at cooking. ( )

B. Answer:

What are you good at?

.....

## Unit 3

### Lesson 4

#### A. Answer:

1. What will you do on the vacation?

.....

2. What are your plans for the vacation?

.....

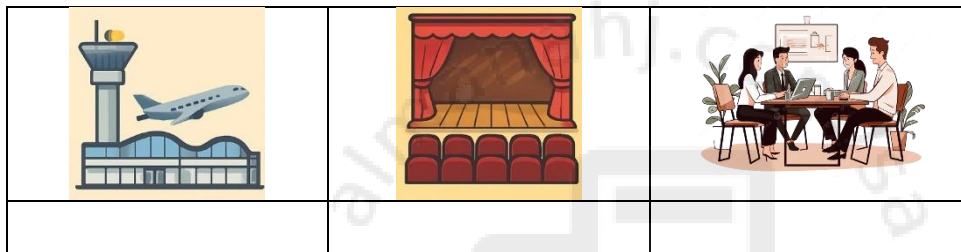



## Unit 3

### Lesson 5

#### A. Write the correct word under each picture:

airport - factory - gallery - job - news studio - meeting - office - stage



#### B. Choose the right word:

1. Actors act on a ( **stage** - factory - airport - news studio).
2. The actors may perform in an art ( **gallery** - factory - airport - news studio) during an exhibit.
3. You may listen to the ( **News** - art gallery - theater - factory ) on TV.
4. My dad works in an office where he has many ( **News** - art gallery - meetings - banks) every day.
5. My parents are flight attendants. They ( **job** - work - cook - clean ) long hours.
6. Flight attendants wait at the airport for a long time. It's not an easy ( **job** - work - cook - clean ).
7. The flight attendants wait at the ( **gallery** - factory - office - airport ).

## Unit 3

### Lesson 6

#### **A. Choose the right word:**

1. She's a driver, (is she - isn't she - does she - doesn't she)?
2. They can't be businessmen, (can they - can't they - do they - don't they)?
3. She is going to be a singer, (is she - isn't she - does she - doesn't she)?
4. He swims very well, (does he - doesn't he - is he - isn't he)?
5. They drive their cars, ( are they - aren't they - do they - don't they)?

#### **B. Complete the tag questions:**

1. She's wearing a hat, .....?
2. They are walking in the park, .....?
3. He isn't a teacher, .....?
4. She enjoys taking photos, .....?
5. You saw a famous actor here, .....?
6. You don't think that actor will come again, .....?


## Unit 3

### Lesson 7

#### A. Choose the right answer:

What does he do?

- a. He is a robot therapist
- b. He is a robot manager
- c. He is a food engineer




What does he do?

- a. She is a robot therapist
- b. She is a robot manager
- c. She is a food engineer



What does she do?

- a. She is a robot therapist
- b. She is a robot manager
- c. She is a food engineer



## Unit 3

### Lesson 8

#### A. Add -ist:

1. art	
2. tour	
3. novel	
4. cycle	
5. pharmacy	
6. reception	

#### B. Match:

1. specialist	(    )	Someone who is trained in science.
2. receptionist	(    )	Someone who is an expert.
3. journalist	(    )	Someone who helps people mentally or physically.
4. scientist	(    )	Someone who studies people's minds and behaviors.
5. therapist	(    )	Someone who reports the news.
6. psychologist	(    )	Someone who works in the reception at a hotel or office.

#### C. Answer:

1. What are you going to be in the future?

.....

## Unit 3

### Lesson 9

#### **A. Fill in the spaces with the right words:**

future - factory - technology - managers - technology - job

1. The workforce refers to everyone who has a .....
2. Jobs can change because of new .....and what businesses need.
3. In Saudi Arabia, more people are working as doctors, engineers,  
and.....
4. There will be more jobs in ....., like artificial intelligence.
5. People who work in a .....may need to learn new skills.
6. Workers need to keep learning to be ready for the .....



## Unit 4

### Lesson 1

#### A. Write the correct word under each picture:

butter - cookies - sugar - honey - flour - snacks - yogurt

#### B. Match:

1. It gives instructions to prepare food.	( )	butter, honey
2. You can put it on toast.	( )	recipe
3. These ingredients are white.	( )	snack
4. It is a small meal between regular meals.	( )	flour, sugar
5. You use your nose to do this.	( )	topping
6. You put it on top of pizza and other foods.	( )	smell
7. You can have it as a snack.	( )	bake
8. To do this, you cook something in a hot oven.	( )	yogurt, cookie

#### C. Answer:

1. What's in your favorite food?

.....

## Unit 4

### Lesson 2

#### **A. Complete with *should* or *shouldn't*:**

1. You.....get your ingredients ready first.
2. You.....turn on the oven before making the cookies.

#### **B. Complete with *had better* or *had better not*:**

1. You.....wash your hands before you begin.
2. You.....leave them in the oven too long.

#### **C. Rewrite the sentences using the words in parentheses.**

1. You shouldn't make a mess in the kitchen. (*had better*)

.....

2. We should have a large breakfast. (*had better*)

.....

3. You had better not add sugar to your juice. (*should*)

.....

4. You had better mix the ingredients slowly. (*should*)

.....

## Unit 4

### Lesson 3

Match the right pictures to their sentences:



A



B



C



D

1. ....Layla's friend laughs at her.
2. ....Layla puts her ingredients on the countertop.
3. ....The cookies smell nice.
4. ....Layla makes cookies with carrots.

## Unit 4

### Lesson 4

#### Answer:

1. What's your favorite healthy food?

.....

2. What do you usually eat for breakfast?

.....

3. When you feel tired, what makes you feel better?







.....



## Unit 4 Lesson 5

### A. Write the correct word under each picture:

**pour   mix   stir   cut   taste   smell   measure   dough**

### B. Choose the right words:

- ( **Cut** - **Measure** - **Roll** - **Stir** ) the eggs quickly.
- ( **Mix** - **Measure** - **Roll** - **Stir** ) the dough into a large circle.
- ( **Mix** - **Measure** - **Roll** - **Taste** ) the sauce and add salt and pepper.
- ( **Mix** - **Measure** - **Roll** - **Close** ) all the ingredients.
- ( **Smell** - **Mix** - **Roll** - **Stir** ) the bread and eat it.

### C. Fill in the spaces with the right words:

- .....the bananas.
- .....enough milk to cover the cereal.
- .....500g of flour.

### **Answer:**

What is your favorite dish?

.....

## Unit 4

### Lesson 6

#### A. Choose the right word:

1. If you eat a good breakfast, you ( **have** - has - had - will ) lots of energy.
2. Dad gets sleepy if he ( **eat** - eats - ate - will eat ) too much for lunch.
3. Don't eat the food if it ( **smell** - smelt - smells - will smell ) bad.
4. If the dough doesn't rise, the bread ( **gets** - get - got - will get ) heavy.
5. If you don't measure the ingredients, the recipe ( **doesn't work** - don't work - didn't work - won't work ).
6. The sauce gets too hot if you don't ( **stirs** - stir - stirred - stirring ) it.
7. If the ingredients are old, don't ( **use** - uses - used - using ) them.




#### B. Order the words to make sentences:

1. bake / If / cookies / , / like / cake / . / you don't / a

2. wet / add / flour / . / dough / If / more / is / the

Unit 4  
Lesson 7

A. Write T (true) or F (false).

1. You can eat bread with chocolate if you're hungry after 7 p.m.  (      )
2. If meat smells bad, eat it. (      )
3. You can add fruits or herbs to water if you don't like the taste!  (      )
4. Carrots or apples are healthy snacks.  (      )



## Unit 4

### Lesson 8

Read, look at the words in bold, and write verb or noun.

1. I don't like the <b>taste</b> of coffee.	
2. Mmm! The cake <b>tastes</b> delicious!	
3. I love the <b>smell</b> of baking bread.	
4. I can <b>smell</b> something burning in the kitchen.	
5. People shouldn't <b>snack</b> between meals.	
6. You should take a <b>snack</b> to school.	
7. They <b>looked</b> at the cupcakes and smiled.	
8. I'll take a <b>look</b> at the cookies to see if they're done.	



## Unit 4

### Lesson 9

#### **A. Write the type of food for each item below.**

**Choose from: Vegetables and Fruit, Starches, Dairy, Proteins**

1. Apple	
2. Bread	
3. Milk	
4. Fish	
5. Rice	
6. Carrot	
7. Cheese	
8. Potato	

#### **B. Answer:**

1. Which food group do you eat the most of?

.....

2. Is there any food group you should eat more of? Which one, and why?

.....