

ملزمة مراجعة للمنهج



تم تحميل هذا الملف من موقع المناهج السعودية

موقع المناهج ← المناهج السعودية ← الصف الثالث ← لغة انجليزية ← الفصل الثاني ← ملفات متنوعة ← الملف

تاريخ إضافة الملف على موقع المناهج: 20:58:19 2026-02-09

ملفات اكتب للمعلم اكتب للطالب ا اختبارات الكترونية ا اختبارات ا حلول ا عروض بوربوينت ا أوراق عمل
منهج انجليزي ا ملخصات وتقارير ا مذكرات وبنوك ا الامتحان النهائي ا للمدرس

المزيد من مادة
لغة انجليزية:

التواصل الاجتماعي بحسب الصف الثالث



صفحة المناهج
السعودية على
فيسبوك

الرياضيات

اللغة الانجليزية

اللغة العربية

التربية الاسلامية

المواد على تلغرام

المزيد من الملفات بحسب الصف الثالث والمادة لغة انجليزية في الفصل الثاني

بطاقات فلاش الوحدة الأولى بعنوان مرح نهاية الأسبوع

1

أوراق عمل الوحدة الأولى

2

ملف شامل لحلول تمارين الوحدة الأولى Weekend the of Fun

3

قاموس طالب مبسط الوحدة الأولى متعة عطلة نهاية الأسبوع

4

بطاقات تعليمية مرئية الوحدة الأولى عطلة نهاية الأسبوع

5


We Can 3

Student's Name: **Class:**.....

.....:الصف.....:اسم الطالبة:




Unit 1 My School is Cool!



Unit 2 A Healthy Life!



Unit 3 Hanging Out in Town.



Unit 4 My Dream Vacation.

Teacher's Name:

Unit 1

My School is Cool!

A. General Questions: Answer.

1- What time does your school start?

.....

2- How many students are there in your school?

.....

B. Read then choose the best answer.

- What's the name of your school?

☐ The 2nd Elementary School.

☐ The 2nd Intermediate School.

- Does your school have a bus?

☐ Yes, it does.

☐ No, it doesn't.

C. Read the following classroom rules then put (T √) or (F ×):

1. Don't shout; speak clearly.



()

2. Use Arabic in English class.



()

3. Ask for help when you have a problem.



()

4. Don't make too much noise when you play games.



()

5. Don't listen to your teacher.



()

D. Write the correct number under each picture:

1. Math



.....

2. English



.....

3. Science



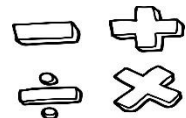
.....

4. Art



.....

5. PE



.....

E. Write the past tense:

- | | |
|-----------------|----------------|
| 1. is:..... | 5. are: |
| 2. has:..... | 6. go:..... |
| 3. follow:..... | 7. do:..... |
| 4. make: | 8. like: |

قاعدة:

Past Tense: الفعل الماضي

الكلمة التي تدل عليه:

Yesterday: بالأمس

Last: السابق

Present Tense: الفعل المضارع

الكلمة التي تدل عليه:

Usually: عادة

This year: هذا العام

F. Choose:

- | | | |
|---|------|-------|
| 1. Which subject you like the most last year?
I liked history. | do | did |
| 2. This year, I PE. | like | liked |
| 3. Yesterday, they back home late. | go | went |
| 4. I to school by car. | go | goes |

G. Reading: Write the correct number.

- 1- They like social studies.
- 2- Rana had a little lamb.
- 3- The children laughed and played.
- 4- She goes to the library to read.



H. Vocabulary: What is this?



.....irt

0 sk

0 sc



.....uid

0 sq

0 sc



.....arf

0 sq

0 sc



.....ueeze

0 sk

0 sq



.....y

0 sk

0 sq

قاعدة مبسطة : (غالباً)

- Sq : إذا كان بعد حرف q حرف u
- Sk : إذا كان بعد حرف k أحد الحروف i - e - y
- SC : إذا كان بعد حرف c بقية الحروف



Handwriting:

I go to school six o'clock.

I go to school at six o'clock.

I finish school at one o'clock.



Dictation # 1: (Alphabet)

Handwriting practice lines for Dictation # 1: (Alphabet). The page contains three sets of four horizontal lines (top and bottom are solid red, middle two are solid blue with a dashed blue line in between) for writing practice.

❖ Dictation # 2: Vowels:

Handwriting practice lines for Dictation # 2: Vowels. The page contains one set of four horizontal lines (top and bottom are solid red, middle two are solid blue with a dashed blue line in between) for writing practice.

Dictation # 3:

Handwriting practice lines for Dictation # 3. The page contains four sets of four horizontal lines (top and bottom are solid red, middle two are solid blue with a dashed blue line in between) for writing practice.

Unit 2 A Healthy Life

A. General Questions: Answer.

- How much is the scarf?
- Did you get up early this morning? Yes,
- Did you skip breakfast this morning? No,



B. Read the following sentences then put (T √) or (F ×):


1. I shouldn't eat junk food.



2. I shouldn't drink a lot of water.



3. I should play lots of computer games.



4. I should drink milk.



C. Complete with:

should / shouldn't

1. They do some exercises.



2. You drink too much soda.




3. I sleep late.



4. He brush his teeth.



5. He watch too much TV.



D. Choose the correct answer:

1. they eat 3 meals?
Yes, they did.

Did

Yes.

2. Did she wash her face?
.....

Yes. she did.

Yes, we did.

3. Did he help his friend?
.....

No, he did.

No, he didn't.

E. Controlled Writing: Rearrange:

should - early. - I - sleep

shouldn't - late. - I - stay up

F. Write the correct number under each picture:

1- headadhe 2- toothache 3- stomachache 4- earache 5- cold



G. Write the correct number under each picture:

1- uniform

2- trousers


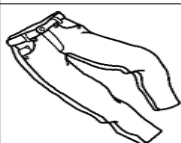
3- belt

4- sweater

5- scarf



6- jacket

7- skirt



H. Fill in the blanks with the correct letters.

ur - ir



1- sh ____ t.

2- t ____ tle.

3- b ____ ger.

4- g ____ l.



Handwriting:

I go to school six o'clock.

I go to school at six o'clock.



Dictation # 1: (Alphabet)

Handwriting practice lines for Dictation # 1: (Alphabet). The section contains three sets of four horizontal lines (top and bottom are red, middle two are blue) for writing practice.



Dictation # 2: Digraphs:

Handwriting practice lines for Dictation # 2: Digraphs. The section contains two sets of four horizontal lines (top and bottom are red, middle two are blue) for writing practice.

Dictation # 3:

Handwriting practice lines for Dictation # 3. The section contains three sets of four horizontal lines (top and bottom are red, middle two are blue) for writing practice.

Unit 3

Fun on the Weekend

A. Read then choose the correct answer.

- Excuse me.

☐ Yes?

☐ good

☐ Goodbye

- Where is the bank?

☐ Go straight.

☐ I'm hungry.

☐ Yes, please.

- What do you want?

☐ She is here.

☐ I'm fine, thanks.

☐ I want a stapler.

- Thank you.

☐ You are welcome.

☐ Good morning

☐ Why?

B. Read the following sentences then put (T √) or (F ×):

1. I want a new DVD.



()

2. She is going to the bakery .



()

3. They are going to the flower store.



()

4. She is at the supermarket.



()

C. Choose the correct meaning of each sign:



☐ No eating or drinking

☐ No parking

☐ No playing



☐ No people.

☐ No animals

☐ No children



☐ No eating or drinking.

☐ No stopping.

☐ Don't letter.



☐ No eating or drinking

☐ No cell phones

☐ Keep off grass

D. Write the correct number under each picture:

1- bus stop


2- train station

3- coffee shop

4- street

5- butcher shop












Grammar 1:

E. Complete the sentences with the correct verb to be: am - is - are

is - am - are: الأفعال المساعدة:

- I happy.
- She a teacher.
- He a doctor.
- It a cat.
- They boys.
- We students.



Grammar 2:

F. Choose:

تستخدم للمفرد: There is/ There was

تستخدم للجمع: There are/ There were

- There (is - are) a book.
- There (is - are) 3 apples.
- There (is - are) 5 ballons.
- There (was - were) a red house.
- There (was - were) 2 balls.



Grammar 3:

G. Choose:

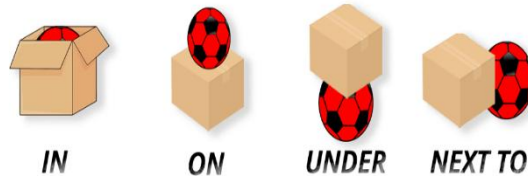
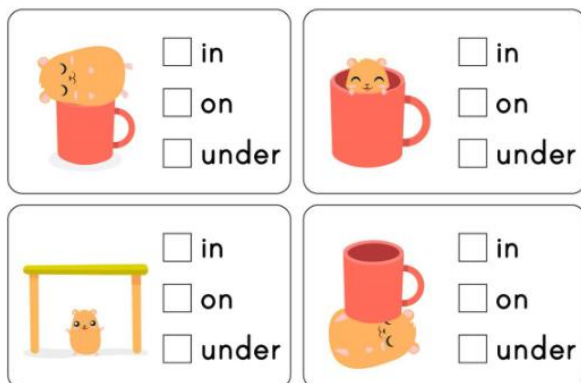
PREPOSITIONS OF PLACE

حروف الجر:

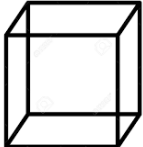



داخل : in

فوق : on

تحت : under



H. Write the correct spelling of each word:

			
u-b-e-c	g-e-u-l	u-q-m-s-o-e	l-e-u-b
-----	-----	-----	-----



Handwriting:

I went to a fruit store.

I went to a fruit store.



Dictation # 1: (Alphabet)

Handwriting practice lines for Dictation # 1: (Alphabet). The section contains three sets of four horizontal lines (top and bottom red, middle blue, and a dashed blue line in the middle) for writing practice.



Dictation # 2: Digraphs:

Handwriting practice lines for Dictation # 2: Digraphs. The section contains two sets of four horizontal lines (top and bottom red, middle blue, and a dashed blue line in the middle) for writing practice.

Dictation # 3:

Handwriting practice lines for Dictation # 3. The section contains two sets of four horizontal lines (top and bottom red, middle blue, and a dashed blue line in the middle) for writing practice.

Unit 4 My Dream Vacation

A. Read then choose the correct answer.

- Where are you going?

☐ I'm going to Jordan .

☐ I'm doing great.

☐ I fold the laundry.

- How long does it take to get to Riyadh?

☐ It takes 3 hours.

☐ I'm hungry.

☐ Yes, please.

- What are you going to do in Dubai?

☐ She is here.

☐ I'm fine, thanks.

☐ I'm going to shop.

- What would you like to drink?

☐ You are welcome.

☐ I'd like some water, please.

☐ I won a race.

- I need to change this dress. It is not big

☐ How

☐ why

☐ enough

B. Write the correct number under each picture:

1. She is a flight attendant.

3. I like rock climbing

2. We are watching camel races.

4. They will eat traditional food.



C. Complete:

very thirsty

-

so cute

-

very sleepy

-

very sick

1- He didn't go to school because he was




2- He drank all the juice because he was



3- He slept on the chair because he was



4- I bought 3 cats because they are



D. Choose:

1. I (am - is - are) going to make a treehouse.



2. She is going (to buy - buying - bought) new glasses.



3- We (am - is - are) going to visit the Children's Art Show.



E. Write the correct number under each picture:

1-camping

- 2-sight seeing

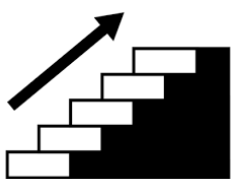
-

3- driving

- 4-swimming



F. Choose the opposite of each adjective:




What's the opposite of up?

- ☐ down
- ☐ here



What's the opposite of close?

- ☐ open
- ☐ nice



What's the opposite of big?

- ☐ small
- ☐ huge



What's the opposite of weak?

- ☐ bright
- ☐ strong

G. Complete:

Fall - Sunday - June - Monday - December - winter

Days

Months

Seasons

1-

1-

1-

2-

2-

2-



Handwriting:

She is going to visit Najran.

She is going to visit Najran.

❖ Dictation # 1: (Alphabet)

Handwriting practice lines for Dictation # 1. The section contains three sets of four horizontal lines each, designed for writing practice. Each set consists of a solid red top line, a solid blue bottom line, and two dashed blue lines in the middle.

Dictation # 2:

Handwriting practice lines for Dictation # 2. The section contains three sets of four horizontal lines each, designed for writing practice. Each set consists of a solid red top line, a solid blue bottom line, and two dashed blue lines in the middle.

❖ Correction:

Handwriting practice lines for the Correction section. The section contains one set of four horizontal lines, designed for writing practice. Each set consists of a solid red top line, a solid blue bottom line, and two dashed blue lines in the middle.

