

ملخص للوحدات الثامنة والتاسعة والعاشر في المفردات والقواعد والقراءة والكتابة



تم تحميل هذا الملف من موقع المناهج القطرية

موقع المناهج ← المناهج القطرية ← المستوى الخامس ← لغة انجليزية ← الفصل الثاني ← ملفات متنوعة ← الملف

تاريخ إضافة الملف على موقع المناهج: 2025-05-24 11:54:03

ملفات اكتب للمعلم اكتب للطالب ا اختبارات الكترونية ا اختبارات ا حلول ا عروض بوربوينت ا أوراق عمل منهج انجليزي ا ملخصات وتقارير ا مذكرات وبنوك ا الامتحان النهائي للمدرس

المزيد من مادة
لغة انجليزية:

إعداد: أحمد رجب

التواصل الاجتماعي بحسب المستوى الخامس



صفحة المناهج
القطرية على
فيسبوك

الرياضيات

اللغة الانجليزية

اللغة العربية

التربية الاسلامية

المواد على تلغرام

المزيد من الملفات بحسب المستوى الخامس والمادة لغة انجليزية في الفصل الثاني

أوراق عمل نهاية الفصل في المفردات والقواعد والقراءة والكتابة

1

أوراق عمل نهاية الفصل الوحدة التاسعة في المفردات والقواعد اللغوية مع الإجابة النموذجية

2

أوراق عمل نهاية الفصل الوحدة التاسعة في المفردات والقواعد اللغوية


3

أوراق عمل نهاية الفصل في المفردات والقواعد اللغوية مع الإجابة النموذجية

4

أوراق عمل نهاية الفصل في المفردات والقواعد اللغوية

5



GRADE 5

Module 8

End of 2ND TERM



PREPARED BY


MR. AHMED RAJAB

VOCABULARY

الكلمة	المعنى	الكلمة	المعنى
through	عبر - خلال	creative	مبدع
over	أعلى	art gallery	معرض فني
up	فوق	rock climbing	تسلق الصخور
down	أسفل	sand dunes	الكثبان الرملية
round	حول	sandboarding	التزلج على الرمال
towards	نحو - في اتجاه	price	سعر
past	مروراً بـ	budget	ميزانية
corner	زاوية - ركن	jet skiing	التزلج على الماء
end	نهاية	point	يشير
GPS	نظام تحديد الموقع	fishing net	شبكة صيد السمك
roundabout	دوار	coastguard	خفر السواحل
exit	مخرج	set free	يطلق سراح
directions	اتجاهات	proud	فخور
excited	متحمس - مبتهج	dry season	موسم الجفاف
arts and crafts	الحرف اليدوية	wet season	موسم المطر
learn a language	يتعلم لغة	north	شمال
blog	مدونة	south	جنوب

PHONICS

/u:/



room

غرفة



spoon

ملعقة



balloon

بالون

/ʊ/



look

ينظر



book

كتاب



foot

قدم

GRAMMAR

حروف الجر الخاصة بالحركة Prepositions of Movement



through عبر



over أعلى



up فوق

down تحت



round
حول



towards
في اتجاه



past
مروراً بـ

السؤال عن وإعطاء الاتجاهات Asking and Giving Directions

* How do I get to.....? كيف يمكنني الذهاب إلى.....؟

- Go up / down Street.
- Go straight on.
- Turn right / left into Street.
- Turn right / left at the restaurant.
- It's on your right / left.

love / (not) like / enjoy / prefer / hate + -ing

حينما نتحدث عن الأنشطة فإننا نستخدم الأفعال I love / (not) like / enjoy / prefer / hate متبوعة بالفعل مضافا عليه **ing**

- *I **love** water**ing** the plants in my grandma's garden.*
- *She **likes** swim**ing** in the sea.*
- *He **doesn't like** play**ing** sports.*
- *We **enjoy** hik**ing** in the forest with our family in summer.*
- *I **prefer** swim**ing**.*
- *He **hates** read**ing** comic books.*

I think..... أعتقد....

يستخدم التعبير I think..... للتعبير عن الرأي الشخصي.

- *I love playing tennis.*
- *I think it's **cool/fun/exciting**.*
- *I hate playing basketball.*
- *I think it's **boring/hard**.*

Making Suggestions الاقتراح

تستخدم التعبيرات التالية للاقتراح:

- Let's + الفعل
- Why don't we + الفعل
- How about + الفعل +ing

- ***Let's go** to the aquarium.*
- ***Why don't we go** to the aquarium?*
- ***How about going** to the aquarium?*

Name: _____

Total 50**1 Circle the word that doesn't belong.**

- | | | | |
|---------------|---------------|------------|--------------|
| 1. towards | exit | over | down |
| 2. excited | end | roundabout | corner |
| 3. jet skiing | rock climbing | price | sandboarding |

Score 3**2 Read and complete.** coastguard directions past excited creative sandboarding over

- Betty is very _____. She can paint beautifully and she's good at arts and crafts, too.
- We are going to go to the amusement park next weekend. We are really _____!
- People use the GPS because it gives _____ and it helps them find their way.
- Look at that sand dune! Let's go _____ there!
- Go _____ the bridge and _____ the supermarket.
My house is next to the park.
- My grandfather was a(n) _____. He helped ships in danger.

Score 7**3 Look at the route on the map and complete.**

go round go straight on go past
turn right on your left

Boy: Excuse me, how do I get to Fairview School, please?

Man: Fairview School... Hmm... Let me think. OK. We're on Park Street now.

(1) _____,

(2) _____ the

supermarket and the Grand Hotel and (3) _____ into Green Street.

Then go down Green Street and turn right into Hall Street. Go down Hall Street.

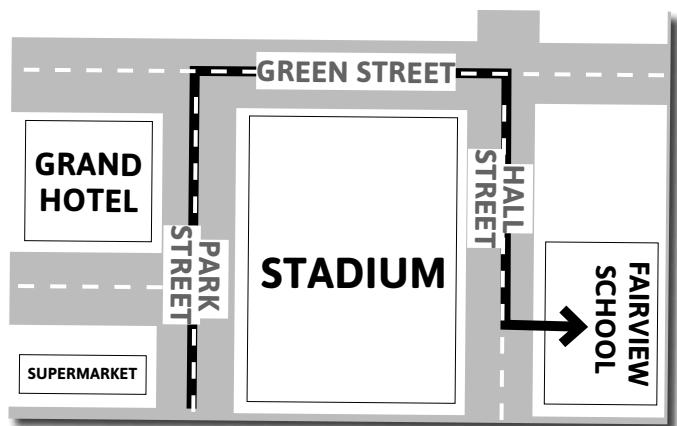
Fairview School is (4) _____.

Boy: So, I (5) _____ the stadium?

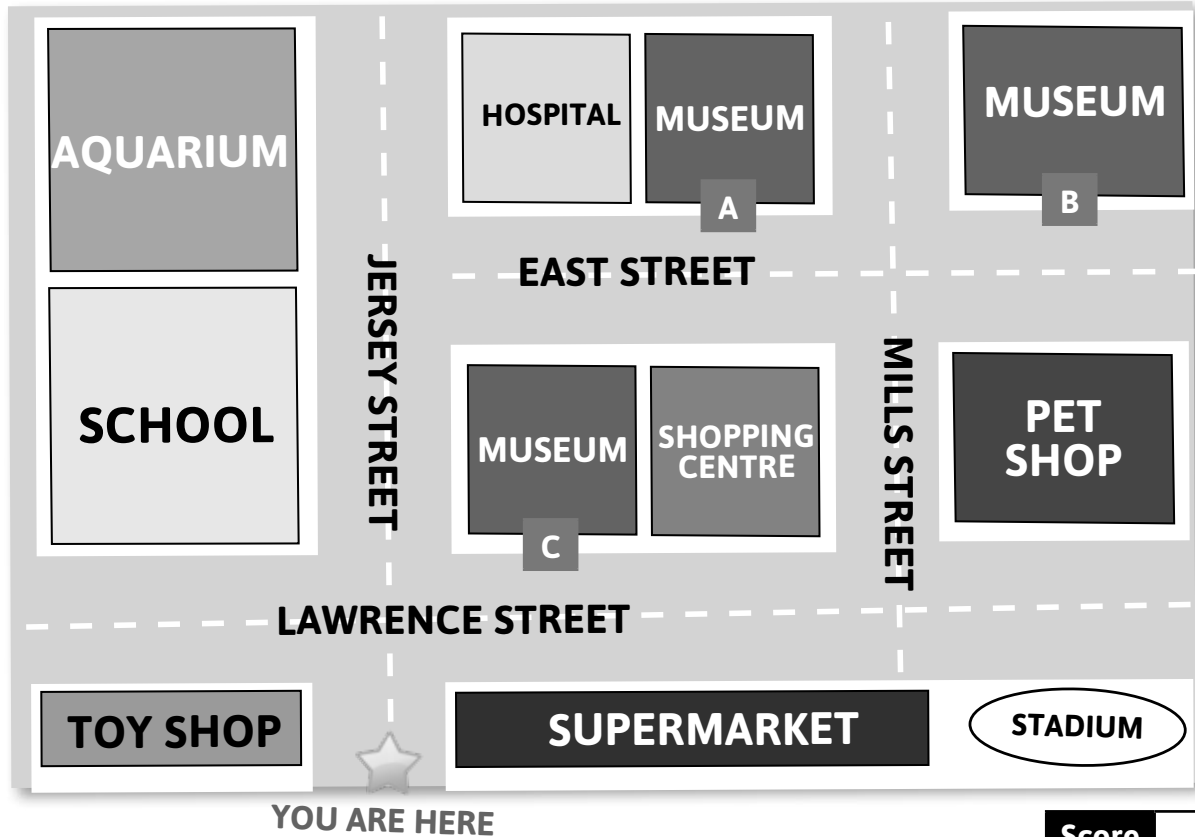
Man: Yes, it's the only way to get there.

Boy: Thank you very much!

Man: You're welcome.

Score 5

- 4 Listen and draw the route to the museum. Circle A, B or C. 🔊



Score 5

- 5 Read the text. Choose the best title, A, B or C. Then answer.

A. What is an iceberg? B. The tallest mountain C. All about ice

An iceberg is a big piece of ice. Sometimes icebergs break and move around oceans, seas and lakes. Big icebergs look like ice mountains. There are lots of icebergs in the North Atlantic Ocean and in the Antarctic. Icebergs can be small like a car, big like an island and tall like a mountain. The tallest iceberg is in the North Atlantic Ocean. It is 168 metres tall. You can see only a small part of the iceberg above water. Icebergs are much bigger under the water. Icebergs can be very dangerous for ships!

1. Where can you find icebergs?

_____.

2. How big can icebergs be?

_____.

3. Where is the tallest iceberg?

_____.

4. Are icebergs bigger above water?

_____.

5. Are icebergs dangerous?

_____.

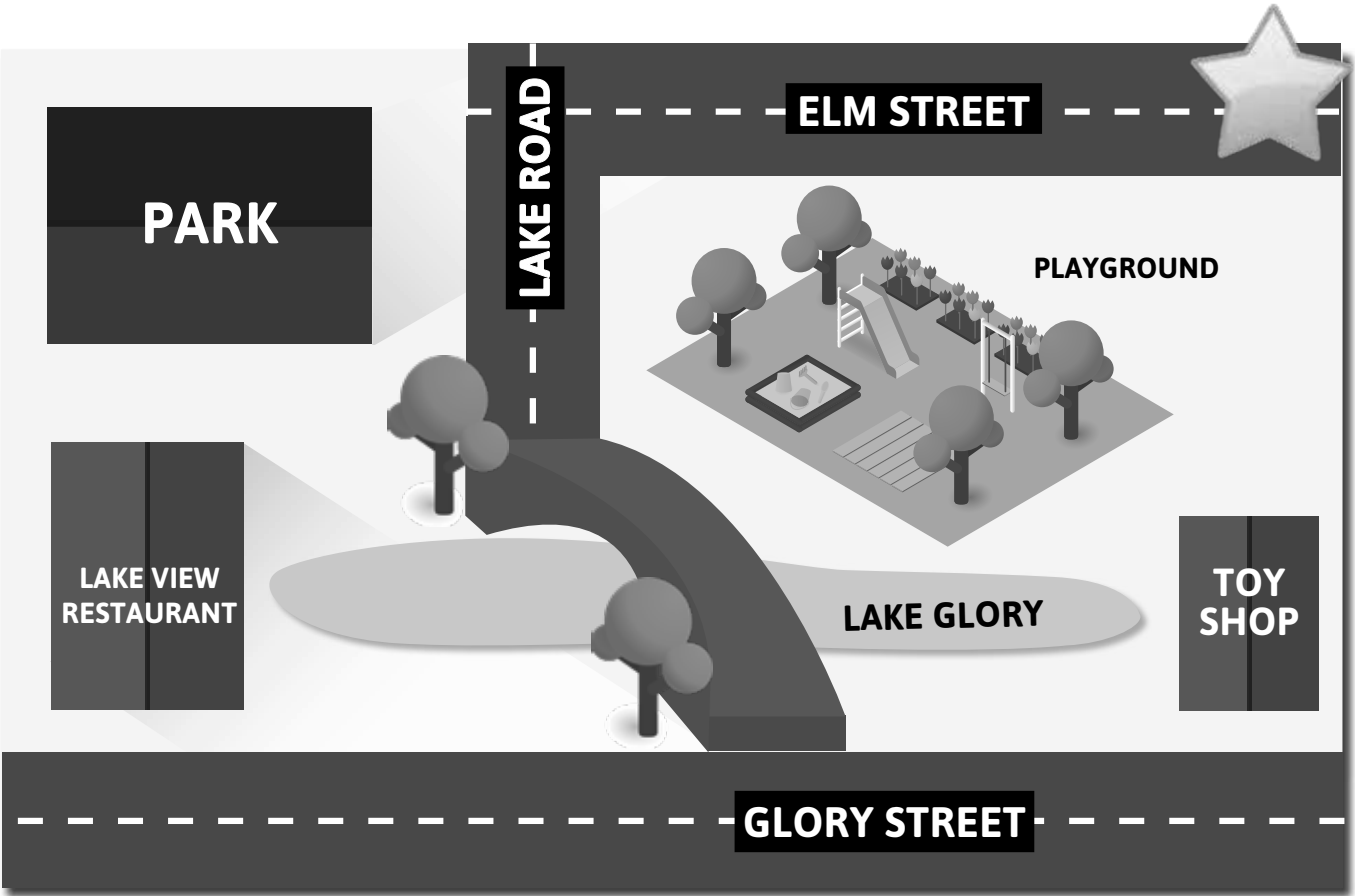


Score 6

6 Look at the map and complete. Use the words in the box.

left
right
straight
down
right
over

YOU ARE HERE



To get to Lake View Restaurant, go (1) _____ Elm Street.
 Then turn (2) _____ into Lake Road. There is a bridge.
 Go (3) _____ it and then turn (4) _____ into Glory
 Street. Go (5) _____ on. Lake View Restaurant is on your
 (6) _____.

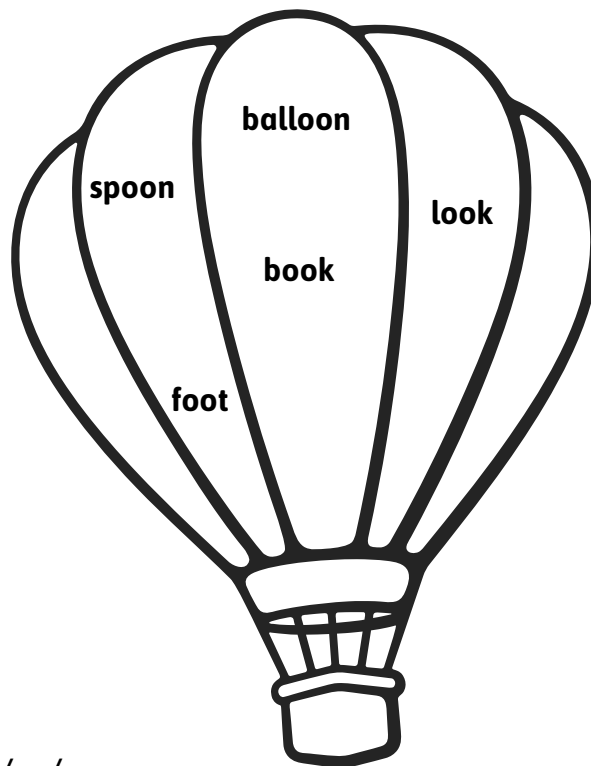
Score

6

- 7 Look at the map again and write directions for the route from the toy shop to the playground.

Score 8


- 8 Look and write the words with the /u:/ and /ʊ/ sounds.



/u:/

/ʊ/

Score 10



GRADE 5

Module 9

End of 2ND TERM



PREPARED BY

MR. AHMED RAJAB

VOCABULARY

الكلمة	المعنى	الكلمة	المعنى
recycle	يعيد تدوير - يعيد تصنيع	company	شركة
environment	بيئة	seed	بذرة
tap	صنبور	energy	طاقة
paper	ورق	cooking oil	زيت الطهي
plastic	بلاستيك	warm	دافئ
save	يوفر	cool	بارد
try	يحاول - يجرب	take part	يشارك
volunteer	متطوع	architecture	هندسة معمارية
pick up rubbish	يجمع القمامة	design	يصمم
pollute	يلوث	architect	مهندس معماري
clock	ساعة	palace	قصر
battery	بطارية	collection	مجموعة
keyboard	لوحة مفاتيح	visitor	زائر
wooden	خشبي	entrance	مدخل
office	مكتب	sculpture	منحوت

PHONICS

/ə/



amazed

مندهش



island

جزيرة

/æ/



apple

تفاحة



hat

قبعة



cat

قطعة

/ɑ:/



garden

حديقة



scarf

وشاح



arm

ذراع

GRAMMAR

جداً too

تأتي too في التعبيرات التالية:

صفة + too

(.....جداً)

I don't want to visit the South Pole. It's too cold.

لا أريد الذهاب إلى القطب الجنوبي. إنه بارد جداً.

too + صفة + to + verb

(.....جداً لدرجة أنها لا يمكن أن.....)

Those birds are too young to find food.

هذه الطيور صغيرة جداً لدرجة أنها لا تستطيع أن تجد طعاماً

كاف enough

تأتي enough في التعبيرات التالية:

enough + noun

(..... كاف)

There is enough snow, so we can go snowboarding.

يوجد ثلج كاف ، لذا يمكننا الذهاب للتزلج على الثلج

adjective + enough

(..... بدرجة كافية)

The weather is warm enough. Let's go for a picnic.

الطقس دافئ بدرجة كافية. لنذهب في نزهة

adjective + enough + to + verb

(..... بما يكفي ل.....)

The giraffe is tall enough to reach the top of the trees.

الزرافة طويلة بما يكفي لتصل إلى أعلى الأشجار

There are enough cans of beans for everyone.

The soup is too hot.

Yes, it's too hot to eat now.

I'm not hungry enough to eat now.



المصدر الكامل (أن يفعل) (Full infinitive (to + verb))

يستخدم المصدر الكامل بعد الأفعال والتعبيرات التالية:

want	يريد
would like	يرغب في
hope	يتمنى
decide	يقرر
promise	يعد
It's + صفة	

الفعل + to +

Examples:

- I want / would like / hope to go to the club today.
- I decided / promised to study hard this year.
- It's easy to send an email.

هل يمكنني أن..... Could I.....

يستخدم هذا التعبير لطلب الإذن لفعل شيء ما.

* Could I use your tablet?

- Of course, you can.

- I'm sorry, you can't.



1 Read and complete.

recycle	paper	energy	company	environment	warm
---------	-------	--------	---------	-------------	------

1. Some factories pollute the _____. We have to stop them.
2. My uncle works for a big _____.
3. We can all _____ things like _____, metal, glass and plastic.
4. Don't take a jacket with you. It's _____ and sunny today.
5. Turn off the lights when you don't need them. We have to save _____.

Score

--	--

 6**2 Look and write.**

1. _____

2. _____

3. _____

4. _____

5. _____

6. _____

Score

--	--

 6

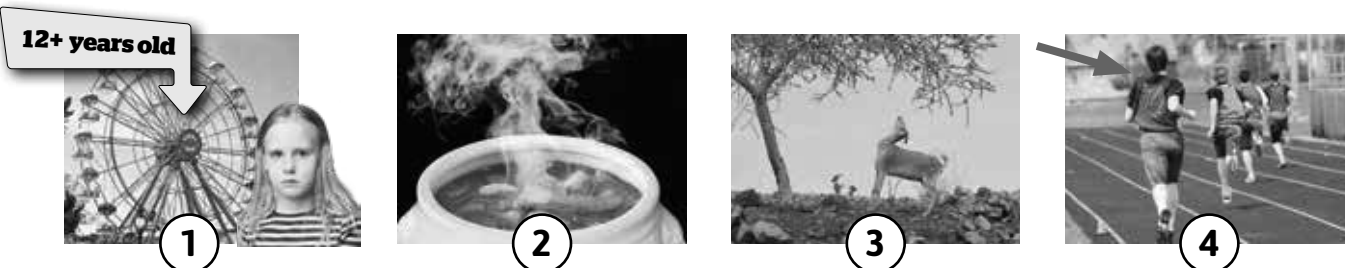
3 Read and circle.

1. I promised **visit / to visit** my grandmother next Saturday.
2. **A:** Could I use your mobile phone?
B: Of course I can. / Of course you can.
3. Kate, please remember **to turn off / turn off** the lights when you leave the room.
4. I would like **protect / to protect** the environment.
5. We decided **recycle / to recycle** everything we can at home.
6. **A:** Could I use your computer?
B: Of course you can. / I'm sorry, you can't. I'm doing a project now and I need it.

Score

6

4 Look at the pictures and write. Use too or enough.



1. (young / ride / big wheel)

2. (hot / eat)


3. (not / tall / eat / leaves from the tree)

4. (not / fast / win / race)

Score

8

5 Listen and number (1-3). 🔊



Score

6

6 Read and write **T** for True or **F** for False.

A pencil you can plant!

How many pencils do you usually use in a school year? Ten? Fifteen? Are they too small and you can't use them any more, so you throw them away? Not any more! You can have a garden full of beautiful flowers or delicious vegetables! When your pencil is too small to use, just plant it. These special pencils haven't got a rubber on top. They have got a seed. Just choose the right place to plant it, add some water and then plant the pencil. You shouldn't plant the pencil straight up. It's better that the pencil is leaning to one side because this way helps the plant grow more easily. Don't forget to plant the pencil in a place with lots of sunlight. The best part is that you can choose what your old pencil can become. Choose between different colourful flowers or delicious plants and vegetables, for example cherry tomatoes.



1. You can plant your pencils in your garden when they are too small to use.
2. These pencils have got a rubber on top.
3. These pencils don't need any water when you plant them.
4. Your old pencil can only become a flower.

☐☐☐☐

Score

4

7 Complete the sentences with your own ideas.

1. I promised to _____

2. I want to _____

3. It's easy to _____

4. It's difficult to _____

Score

	4
--	---

8 Look and match.



1



/ə/



5



/ɑ:/



/æ/



4




2



3

Score

	10
--	----



GRADE 5

Module 10

End of 2ND TERM



PREPARED BY

MR. AHMED RAJAB

VOCABULARY

الكلمة	المعنى	الكلمة	المعنى
share	يشارك	stomach ache	ألم المعدة - مغص
have fun	يقضي وقتاً ممتعاً	toothache	ألم الأسنان
promise	يعد	headache	صداع
make fun of	يسخر من	earache	ألم الأذن
cheat	يغش	sore throat	التهاب الحلق
lie	يكذب	cough	كحة
true	صادق	plan	يخطط - ينظم
forgive	يعفو	peace	سلام
jigsaw puzzle	لعبة تركيب	programme	برنامج
outside	خارج	soil	تربة
come round	يزور شخص في بيته	recycling bin	سلة إعادة التدوير
app	برنامج	factory	مصنع
spill - spilt	يسكب - سكب	machine	ماكينة
empty	فارغ	washing machine	غسالة
striped	مخطط	melt	يذوب
spotted	منقط	chemicals	مواد كيميائية

PHONICS


/ɔ:/



board game

لعبة اللوحة

skateboard لوح التزلج



keyboard

لوحة مفاتيح

/ɔ:/



floor

أرضية



door

باب

/ɔ:/

4

four

أربعة

fourteen

أربعة عشرة

14

GRAMMAR

Future with "Will"



يستخدم التعبير (Will + verb) للتعبير عن:

1. الوعد.

- I will help you tomorrow.

2. عرض أو طلب أو رفض المساعدة.

- Will you please help me carry these bags?

- Of course, I will.

- I'm sorry, I won't. They are heavy.

3. القرار الفوري.

- It's hot. I ll open the window.

4. التنبؤ

- I think Al- Ahli will win the match tomorrow.



I
He
She
It
You
We
They

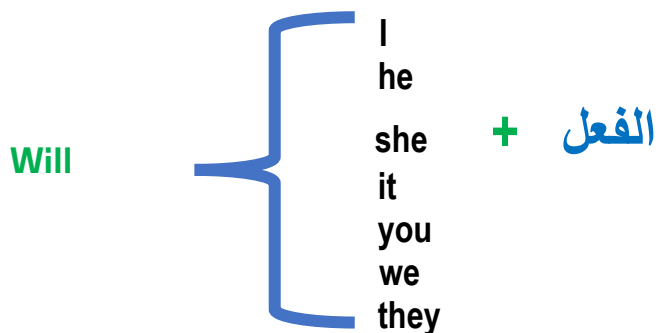
} will + الفعل



في **النفي** تستخدم **will not** واختصارها **won't** كما في الأمثلة:

I will not go to the park next Friday.

He won't eat.



Examples:

Will you visit us tomorrow?

الكلمات الدالة على المستقبل:

tomorrow

غدا

tonight

الليلة

the day after tomorrow

بعد غد

next week/month/Sunday, etc.

الأسبوع / الشهر / الأحد..... القادم

in an hour / two hours / a week, etc.

خلال ساعة / ساعتين / أسبوع

in the future

في المستقبل

ربما Maybe

تستخدم كلمة **Maybe** للتعبير عن احتمالية حدوث شيء ما

* Will you come with me to the park?

- **Maybe** I will.

ما المشكلة؟ What's the matter?

تستخدم كلمة **What's the matter?** لسؤال شخص ما عن صحته حينما يبدو متعباً أو لسؤال شخص إذا ما كان لديه مشكلة.

* What's the matter, Saleh?

- **I have got a headache.**

1 Read and match.

- | | |
|-----------|--------------------------|
| 1. make | <input type="checkbox"/> |
| 2. have | <input type="checkbox"/> |
| 3. jigsaw | <input type="checkbox"/> |
| 4. come | <input type="checkbox"/> |
| 5. sore | <input type="checkbox"/> |

- A. puzzle
B. round
C. fun
D. throat
E. fun of

Score 5

2 Look and write.

earache stomach ache cough toothache sore throat headache



1



2

1. _____



3



4

2. _____



5



6

3. _____

4. _____

5. _____

6. _____

Score 6

3 Read and circle.

1. I promise I **will / won't** make fun of you again. I'm really sorry.
2. We **will / won't** go to the shopping centre next weekend. Do you want to come with us?
3. **A:** Will you please help me with my homework?
B: Of course I **will / I'm sorry, I can't**. I'm busy at the moment.
4. I **will / won't** lie to you again. Please, forgive me.
5. **A:** Will you go to the sports centre on Saturday?
B: Maybe I **will / I'm sorry, you can't**.
6. **A:** I've got a sore throat.
B: I **will / won't** make you some warm tea.
7. I promise I **will / won't** listen to you next time. You're always right.
8. I **will / won't** share my toys with you. You're my best friend.

Score

	8
--	---

4 Read and match.

- | | |
|--|--------------------------|
| 1. What's the matter? | <input type="checkbox"/> |
| 2. Will you please help me carry these bags? | <input type="checkbox"/> |
| 3. I promise I... | <input type="checkbox"/> |
| 4. It's very hot in here! | <input type="checkbox"/> |
| 5. Maybe we... | <input type="checkbox"/> |


- A.** ...will always be your friend.
- B.** ...will have flying cars in the future.
- C.** I'll open the window.
- D.** I have got a stomach ache.
- E.** Of course I will.

Score

	5
--	---

5 Listen and tick (✓) the correct picture A, B or C. 🔊

1 What project will Tina help her brother, Peter, with?



A

☐


B

☐


C

☐

2 What's the matter with Mary?



A

☐


B

☐


C

☐

3 What will Larry do at the amusement park?



A

☐


B

☐


C

☐

Score


6

6 Read and write **T** for **True** or **F** for **False**.

Big Brothers Big Sisters

The *Big Brothers Big Sisters* organisation is one of the oldest and largest organisations in the USA. It helps children between five and eighteen years old that haven't got an older brother or sister to talk to.

Steve is a volunteer for the *Big Brothers Big Sisters* organisation. He became a 'Big Brother' for 'Little Brother' Kyle last year. Kyle is in primary school and his parents usually work all day. So, when Steve has got free time, he's with Kyle. The first time they met they went out for an ice cream. Now, they are good friends and they do lots of interesting things together. They do homework, play board games, go to sports events and school festivals together. They even play basketball together or they sometimes just talk. Kyle says that Steve is like a true brother to him. They will be good friends forever!



1. *Big Brothers Big Sisters* is one of the smallest organisations in the USA.
2. Steve is in primary school.
3. Steve and Kyle play basketball together.
4. Kyle and Steve will be friends forever.

☐
☐
☐
☐

Score

4

- 7 Write three sentences about what people **will** or **won't** do in the future. Use the ideas in the box.

drive / flying cars

live / other planets

have / robots

1. _____


2. _____

3. _____

Score

6

- 8 Look and match. Then write.




1. _____

oo

oa

ou



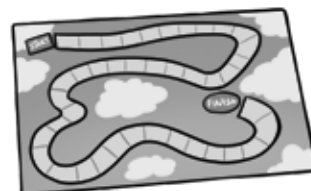
4. _____

14

2. _____



3. _____



5. _____

Score

10