

## تمارين الوحدات مع المفردات



### تم تحميل هذا الملف من موقع المناهج العمانية

موقع فايلاتي ← المناهج العمانية ← الصف السادس ← لغة انجليزية ← الفصل الثاني ← ملفات متنوعة ← الملف

تاريخ إضافة الملف على موقع المناهج: 2025-05-22 12:30:39

ملفات اكتب للمعلم اكتب للطالب ا اختبارات الكترونية ا اختبارات ا حلول ا عروض بوربوينت ا أوراق عمل  
منهج انجليزي ا ملخصات وتقارير ا مذكرات وبنوك ا الامتحان النهائي ا للمدرس

المزيد من مادة  
لغة انجليزية:

إعداد: الطالب أحمد الشعلي

### التواصل الاجتماعي بحسب الصف السادس



صفحة المناهج  
العمانية على  
فيسبوك

الرياضيات

اللغة الانجليزية

اللغة العربية

التربية الاسلامية

المواد على تلغرام

### المزيد من الملفات بحسب الصف السادس والمادة لغة انجليزية في الفصل الثاني

موضوع عن الملابس التقليدية

1

قواعد وحدات المنهج

2

اختبار قصير في محافظة الداخلية

3

طريقة كتابة إيميل email writing

4

المذكرة الشاملة في الكلمات والقواعد والكتابة والأفعال غير المنظمة

5

## Unit 4 Vocabulary Part 1



**Clear the table**



**Cook the dinner**



**Empty the bin**



**Dust the furniture**



**Put away the clothes**



**Vacuum the carpet**



**Take out the rubbish**



**Sweep the floor**



**Wash the car**



**Tidy up**



**Water the plants**



**Clean the windows**

**T:mayalbolulshi**



**mix**



**chop**



**salt**



**knife**



**boil**



**add**



**spoon**



**bake**



## Unit 4 vocabulary Part 1 activities

### Activity 1: Read and circle the correct words.

1. I don't like housework, but I (**water/ dust/ put away**) my clothes.
  2. I have to help my dad (**dust/ cook/ take out**) the furniture. It isn't very clean.
  3. Do you (**put away/ tidy up/ water**) every day? Your room looks amazing!
  4. I can't watch TV. My mum wants to (**vacuum /clear /dust**) the carpet.
  5. You need to (**tidy up /water /sweep**) the plants. They look dry!
  6. Could you (**tidy up / do / take out**) the rubbish, please?
- .....

### Activity 2: (Fill in the blank with the correct verb)

1. I always \_\_\_\_\_ the plants in the evening.
  2. My brother helps to \_\_\_\_\_ the carpet on weekends.
  3. Don't forget to \_\_\_\_\_ the bin before it smells!
  4. After dinner, we \_\_\_\_\_ the table together.
  5. She \_\_\_\_\_ the clothes in the wardrobe.
- .....

### Activity 3: (Choose the correct answer)

1. We need to (**sweep / cook / tidy**) the floor before guests arrive.
  2. He (**dusts / waters / empties**) the furniture every Friday.
  3. They (**take out / clean / cook**) the dinner at 7 PM.
  4. Please (**wash / sweep / tidy**) the car this morning.
  5. She (**clears / vacuums / waters**) the windows every weekend.
- .....

### Activity 4: (Put the words in the correct form)

1. the / tidy / room / I / up .....
2. always / car / the / washes / father / my .....
3. dinner / she / cooks / the / evening / every .....
4. bin / empty / the / please .....
5. away / clothes / put / your .....

## Unit 4 vocabulary Part 2 activities

### Activity 1: Fill in the blanks with the correct word

1. We need a \_\_\_\_\_ to cut the vegetables.
  2. My mother will \_\_\_\_\_ the cake in the oven.
  3. Please \_\_\_\_\_ the soup before adding more water.
  4. You should \_\_\_\_\_ the ingredients in a bowl.
  5. Don't forget to add some \_\_\_\_\_ and \_\_\_\_\_ for flavor.
- .....

### Activity 2: Choose the correct verb

1. We (**chop** / spoon / fork) the onions before cooking.
  2. She (**fry** / knife / salt) the eggs for breakfast.
  3. He (**cut** / bake / boil) the potatoes in hot water.
  4. They (**add** / mix / knife) the flour and water together.
  5. My sister (**add** / pepper / fork) sugar to the cake mix.
- .....

### Activity 3: Write the letter of each word next to the correct meaning.

A. knife		1. A black or white spice
B. boil		2. A sharp tool for cutting
C. mix		3. To cook in hot water
D. pepper		4. To combine two or more things
E. chop		5. To cut into small pieces













.....

### Activity 4: Rearrange the words to make correct sentences

1. cake / the / bake / we / will .....
  2. add / salt / little / a .....
  3. water / the / boil .....
  4. knife / cut / the / vegetables / with / a .....
  5. mix / flour / the / please .....
- .....



## Unit 5 Vocabulary Part 1

		
<b>baggy</b>	<b>striped</b>	<b>checked</b>
		
<b>comfortable</b>	<b>smart</b>	<b>colourful</b>
		
<b>uncomfortable</b>	<b>plain</b>	<b>patterned</b>
		
<b>casual</b>	<b>formal</b>	<b>spotted</b>

## Unit 5 Vocabulary Part 2

		
<b>scarf</b>	<b>gloves</b>	<b>earrings</b>
		
<b>belt</b>	<b>bracelet</b>	<b>tie</b>
		
<b>watch</b>	<b>leggings</b>	<b>sweatshirt</b>
		
<b>woolly hat</b>	<b>top</b>	<b>crown</b>



## Unit 5 vocabulary activities Part 1

### Activity 1: Fill in the blanks with suitable words

1. My T-shirt is very \_\_\_\_\_. I love wearing it in summer.
2. He wore a \_\_\_\_\_ suit to the wedding.
3. These trousers are too \_\_\_\_\_. I need a smaller size.
4. She doesn't like \_\_\_\_\_ clothes. She prefers simple designs.
5. The dress has a \_\_\_\_\_ pattern with squares.

### Activity 2: Choose the correct word

1. These shoes are very (**comfortable** / spotted).
2. She wore a (**checked** / casual) shirt to the picnic.
3. His shirt is (**plain** / smart) with no patterns.
4. The dress is (**formal** / baggy) and perfect for a party.
5. I don't like this outfit. It's (**uncomfortable** / colorful).

### Activity 3: Match the word to its meaning

A. formal	1. Clothes with designs or prints
B. patterned	2. Loose and not tight
C. colourful	3. Neat and stylish
D. baggy	4. Many different colours
E. smart	5. Worn for special or serious events

### Activity 4: Rearrange the words to make correct sentences

1. is / My / patterned / dress .....
2. too / are / These / baggy / jeans .....
3. a / She / smart / wore / outfit .....
4. The / is / colourful / shirt .....
5. I / this / like / plain / t-shirt .....



## Unit 5 vocabulary activities Part 2

### Activity 1: Fill in the blanks with the correct word

1. He wore a \_\_\_\_\_ around his neck because it was cold.
2. She is wearing a beautiful \_\_\_\_\_ on her wrist.
3. I bought a new \_\_\_\_\_ to wear on my head in winter.
4. He put on a black \_\_\_\_\_ to match his suit.
5. My mother gave me a gold \_\_\_\_\_ for my birthday.

### Activity 2: Match the word to its description.

A. crown	1. You wear them in your ears.
B. leggings	2. You wear it around your waist.
C. belt	3. Worn on the head by kings or queens.
D. gloves	4. Soft and warm clothes for your legs.
E. earrings	5. Keep your hands warm.

### Activity 3: Choose the correct word from the box

(sweatshirt – top – bracelet – wooly hat – watch)

1. I wear a \_\_\_\_\_ when the weather is cold.
2. She checked the time on her \_\_\_\_\_.
3. I got a new \_\_\_\_\_ from the sports shop.
4. He gave her a gold \_\_\_\_\_ as a gift.
5. This \_\_\_\_\_ is very stylish and pink.

### Activity 4: Rearrange the words to make correct sentences

1. is / she / wearing / a / beautiful / crown .....
2. top / this / soft / very / is .....
3. leggings / warm / the / are .....
4. the / on / wore / tie / he / neck / his .....
5. bracelet / a / nice / has / she .....

## Unit 6 Vocabulary Part 1

shelter	blanket	plaster
		
bandage	penknife	sleeping mat
		
first-aid kit	matches	rope
		
camping stove	rucksack	compass
		



## Unit 6 Vocabulary Part 2

		
<b>fall over</b>	<b>cut your finger</b>	<b>break your arm</b>
		
<b>burn your hand</b>	<b>have a pain</b>	<b>have an accident</b>
		
<b>call an ambulance</b>	<b>take medicine</b>	<b>lie down</b>
		
<b>hurt your ankle</b>	<b>keep warm</b>	<b>keep cool</b>

## Unit 6 vocabulary activities Part 1

### Activity 1: Fill in the blanks

Choose the correct word from the box:

(bandage – compass – rucksack – matches – sleeping mat)

1. I put my water bottle and clothes in my \_\_\_\_\_.
2. We used a \_\_\_\_\_ to know where north is.
3. The scout lit a fire with \_\_\_\_\_.
4. She lay down on a \_\_\_\_\_ inside the tent.
5. He cut his finger, so I gave him a \_\_\_\_\_.

### Activity 2: Match the words to the correct use.

A. compass		1. To sleep on when camping
B. blanket		2. To cook food outside
C. camping stove		3. To keep warm
D. sleeping mat		4. To find direction
E. rope		5. To tie or hold things together

### Activity 3: Choose the odd one out.

Circle the word that **doesn't belong** in each group.

1. bandage – plaster – blanket – compass
2. penknife – matches – first-aid kit – sleeping mat
3. compass – tent – shelter – rucksack
4. blanket – rope – sleeping mat – bed
5. camping stove – water – rope – penknife

### Activity 4: Put the words in the correct order:

1. used / compass / we / direction / the / to / find
2. warm / a / gave / blanket / him / I
3. the / rope / with / tied / we / tent / the
4. brought / she / kit / first-aid / a
5. match / lit / the / he / with / fire / a



## Unit 6 vocabulary activities Part 2

**Activity 1:** Use the words in the box to complete the sentences:  
(break your arm – fall over – take medicine – have a pain – lie down)

1. If you feel dizzy, you should \_\_\_\_\_.
2. She didn't look where she was going and she \_\_\_\_\_.
3. He had to go to the hospital because he \_\_\_\_\_.
4. When you are sick, you should \_\_\_\_\_.
5. I \_\_\_\_\_ in my stomach after lunch.

**Activity 2:** Match the phrases with the correct meaning

A. burn your hand	1. Use medicine to get better
B. call an ambulance	2. Contact help in an emergency
C. keep cool	3. Feel pain from something hot
D. hurt your ankle	4. Have an injury in your foot
E. take medicine	5. Stay in a cold place

**Activity 3:** Choose the correct option

1. If you \_\_\_\_\_, you may need a bandage.  
(a) lie down (b) cut your finger (c) call an ambulance
2. When you are sick, it is good to \_\_\_\_\_.  
(a) fall over (b) hurt your ankle (c) take medicine
3. You should \_\_\_\_\_ if someone is badly hurt.  
(a) call an ambulance (b) have a pain (c) break your arm
4. If it's hot, drink water and \_\_\_\_\_.  
(a) lie down (b) keep cool (c) fall over
5. I can't walk because I \_\_\_\_\_.  
(a) keep warm (b) broke my arm (c) hurt my ankle

**Activity 4:** Put the words in the correct order:

1. arm / his / broke / he .....
2. ambulance / they / called / an .....
3. hand / her / burned / she .....
4. medicine / took / she .....
5. down / should / lie / you .....