

## حلول الوحدة الخامسة استكشاف عالم الأزياء والموضة عبر الأنشطة اللغوية المتنوعة



### تم تحميل هذا الملف من موقع المناهج العمانية

موقع فايلاتي ⇨ المناهج العمانية ⇨ الصف السادس ⇨ لغة انجليزية ⇨ الفصل الثاني ⇨ ملفات متنوعة ⇨ الملف

تاريخ إضافة الملف على موقع المناهج: 2026-01-26 21:18:10

ملفات اكتب للمعلم اكتب للطالب | اختبارات الكترونية | اختبارات | حلول | عروض بوربوينت | أوراق عمل  
منهج انجليزي | ملخصات وتقارير | مذكرات وبنوك | الامتحان النهائي | للمدرس

المزيد من مادة  
لغة انجليزية:

### التواصل الاجتماعي بحسب الصف السادس



صفحة المناهج  
العمانية على  
فيسبوك

### المزيد من الملفات بحسب الصف السادس والمادة لغة انجليزية في الفصل الثاني

نموذج إجابة الامتحان النهائي الرسمي الدور الأول الفترة الصباحية

1

أسئلة الامتحان النهائي الرسمي الدور الأول الفترة الصباحية

2

إجابات تمارين الوحدات

3

تمارين الوحدات مع المفردات

4

موضوع عن الملابس التقليدية

5

- 3 Listen and read. Do the WOW! Quiz. What do you think they are going to do?



## Quiz What are they going to do?

1



Sultan 7 minutes ago

**go skateboarding**

I often wear these clothes at the weekend. I'm wearing trousers and a yellow jacket. I have a helmet, too. I'm comfortable and I will be safe.

2



Reem 5 minutes ago

**go running**

I'm wearing trainers, some long trousers and a plain, baggy top. These clothes are comfortable and casual, so I can run and move around easily.

3



Arlo 3 hours ago

**go to bed**

I have striped trousers and a striped shirt. I don't look very smart, but I'm so comfortable! I could go to sleep. I don't wear these clothes outdoors. I wear them in the house at night.

4



Julie 1 hour ago

**go to a party**

I'm wearing a smart top and my new patterned skirt. I'm also wearing a bracelet and some smart black shoes. I'm taking my friend a present.

4



Work in pairs. Look at the clothes on pages 36 and 37 and answer the questions.

**possible answers:**

- Can you describe the clothes you wear to school?  
**The clothes I wear to school are smart and formal.**
- Can you describe your pyjamas, or night clothes?  
**My pyjamas are striped and very comfortable.**
- Which clothes do you like wearing at the weekend?  
**I like wearing casual clothes.**

5



Play a guessing game. Describe the clothes you wear for an activity. Can your partner guess the answer?

I'm wearing boots and a plain green T-shirt with a number on it.



Yes.

You're playing football?



- 1 Listen, read and write. Do Julia and Reem feel the same about their sports kit?

**No, they don't.**

- Julia: I hate our sports kit. It's too plain and boring. It isn't colourful enough!
- Reem: I know, but I think our sports kit is good because it's comfortable, and everyone looks the same. It's good to be part of a team.
- Julia: I don't want to look the same as everyone. I'd like to wear something more fun, like a spotted sweatshirt or a striped T-shirt.
- Reem: Ha ha! Not together, I hope! Listen, our sports kit is cheaper than other sports clothes, so everybody can buy the same things, and that's important.
- Julia: I guess so, but the sweatshirts are too baggy, the trousers are too long and the T-shirts aren't short enough.



- Reem: Come on! It isn't so bad. Hey, why don't you design a new sports kit and show the headteacher? ... But don't ask me to wear it!
- Julia: Yes, I think I will. It will be more interesting than the old one ... and you'll have to wear it to be part of the team!

**False. Julia thinks the sweatshirts are too baggy.**

- 2 Work in pairs. Read the dialogue again and say **True** or **False**. Then say why.

- 1 Julia likes the sports kit. **False. She hates the sports kit.**
- 2 Reem thinks it's good when everyone looks the same. **True. Reem thinks it's good to be part of a team.**
- 3 Julia would like to wear a spotted sweatshirt. **True. Julia wants to wear something fun.**
- 4 Reem thinks the sweatshirts are too baggy. **False. Julia thinks the sweatshirts are too baggy.**
- 5 Julia is going to design a new sports kit. **True. She thinks she will.**
- 6 Reem wants to wear it. **False. She says 'But don't ask me to wear it!'**

- 3 Work in pairs. Underline these expressions in the dialogue. Then use the expressions and act out the dialogues.

I hope. I guess so. Come on!

- 1 It's important to be part of a team.

I guess so. (...)

- 2 The sports shop is going to close.

I hope. Not now, (...)

- 3 It's the worst sports kit in the world!

Come on! (...) It isn't so bad!

- 4 What do you think are the good and bad things about sports kits? Write two lists. Compare with your partner. Do you agree?

I don't have to choose what to wear if I have a sports kit.

Yes, I guess so.



- 1 Listen and read the dialogue on the Class Book page 39 again. Then complete the sentences.

cheaper comfortable different fun important plain

I think our sports kit is boring and <sup>1</sup> plain.  
I'd like to look <sup>2</sup> different from other people. I really want to wear clothes that are more <sup>3</sup> fun.



I think our sports kit is <sup>4</sup> comfortable. Did you also know that our sports kit is <sup>5</sup> cheaper to buy than other sports clothes? I think that's really <sup>6</sup> important.

- 2 Answer the questions. Write complete sentences.

- What does Julia say about the sports kit?  
It's too plain and boring. It isn't colourful enough.
- Why does Reem like dressing the same as other students?  
She likes being part of a team.
- What kind of sweatshirt does Julia want to wear?  
She'd like to wear a spotted sweatshirt.
- Why does Reem say to Julia, 'Not together, I hope!'?  
Because a spotted sweatshirt and a striped T-shirt wouldn't work together.
- Who should look at Julia's new ideas for the sports kit?  
The headteacher should look at Julia's new ideas for the sports kit.
- How will Julia's design be different from the old sports kit?  
It will be more interesting than the old one.

- 3 Read and complete the dialogue with the correct expressions. Then listen and check.

I guess so.

I hope.

Come on!

1 A: This jacket doesn't look good on me.

B: <sup>1</sup> Come on! It looks great. The colour looks really good on you.

A: <sup>2</sup> I guess so. And I can wear it with my new jeans.

B: How much is it?

A: Not too much, <sup>3</sup> I hope. I don't have a lot of money!

- 4 Work in pairs. Write another dialogue for each expression in Activity 3. Then act out the dialogues.

## Grammar

## Lesson 3, part 1

- 1 Look back at the dialogue in Lesson 2. What's the sports kit like? Circle adjectives that describe it.

baggy formal plain boring smart fun spotted striped  
casual comfortable cheap colourful long short

- 2 Look at the grammar table. Then read and circle the correct options to complete the rules.



## Grammar

## too and not ... enough

## Present simple

The sweater	is	too plain.
	isn't	colourful enough.
These trousers	are	too baggy.
They	aren't	smart enough.

Too goes before after adjectives.

Enough goes before / after adjectives.

- 3 Read the dialogue in Lesson 2 again. Circle examples of *too* and *not ... enough*.
- 4 What do you think of the girls' sports kit in the photo from Lesson 2? Write three sentences. Then talk to your partner. Do you agree?

The sweatshirts are too formal.

I agree! They aren't casual enough.



## 5 Listen and choose the correct answers.

1 Which jacket does the boy like best?

A



B



C



2 Which boy is Basma's brother?

A



B



C



3 Which boy is Majid's friend?

A



B



C

6 Listen again and answer the questions. **It's too formal and it isn't**

- 1 Why doesn't the boy like the striped jacket? **comfortable enough.**
- 2 Which jacket is cheaper than the others? **The plain grey jacket is cheaper.**
- 3 What does Basma's brother look like? **He has short, straight hair.**
- 4 What's Basma's brother wearing? **He's wearing a green tracksuit and blue trainers.**
- 5 Why can't the boys find Majid's friend? **Because the place where they are is very busy.**
- 6 What's Majid's friend's favourite cap like? **It's spotted.**

## 7 Think about your clothes at home. Talk to your partner.

- 1 What clothes do you have?
- 2 What do you like? Why?
- 3 What don't you like? Why not?

I have a new jacket. I like it because it's really comfortable and smart.

### too and not ... enough

#### 1 Listen and complete.

comfortable enough   long enough   nice enough   too long  
too plain   too old   too small



Rasha is giving away some clothes that are <sup>1</sup> too old for her. Aida sees a sweatshirt and says it looks <sup>2</sup> nice enough to wear. Rasha tells Aida the sweatshirt is <sup>3</sup> too plain and it's also <sup>4</sup> too long for her. Then Aida sees a scarf. It isn't <sup>5</sup> long enough for Rasha now, but Aida doesn't want the scarf. Finally, Aida sees some boots. They aren't <sup>6</sup> too small for Rasha. She says they aren't <sup>7</sup> comfortable enough.

#### 2 Read and complete the sentences with an adjective and too or not ... enough.

- These jeans should be smaller. They're too baggy for me.
- I can't wear this casual dress to the restaurant. It isn't smart enough.
- These shoes are too plain. I want something more patterned.
- Oh, dear! This T-shirt costs 100 rials! That's much too expensive for me!
- My new shoes aren't comfortable enough. I prefer my old trainers.



3 What's wrong? Look and write sentences with *too* and *not ... enough*.



shoes / big

Her shoes are too big.



T-shirt / long

His T-shirt isn't long enough.



sweater / baggy

Her sweater is too baggy.



clothes / warm

His clothes aren't warm enough.



glasses / big

Her glasses are too big.



trousers / short

His trousers are too short.

4 Write six sentences about clothes you don't wear very often. Use the words below with *too* or *not ... enough*.

checked colourful uncomfortable plain baggy smart  
formal comfortable casual patterned

1 My black jeans are too uncomfortable.

- 2 \_\_\_\_\_
- 3 \_\_\_\_\_
- 4 \_\_\_\_\_
- 5 \_\_\_\_\_
- 6 \_\_\_\_\_

5 Compare your sentences from Activity 4 with your partner. Do you have similar answers? Write their sentences in your notebook.



**1 Before you read** Today's Book Club text is a modern fairy tale. Look and circle the words that describe a fairy tale. Then answer.

- 1 They often **start** **end** with 'Once upon a time ...'
- 2 They usually have **a happy** **an unhappy** ending.
- 3 Which fairy tales do you know?

**2 Listen and read.** Then answer the questions.

- 1 Was the prince happier at the beginning of the story or at the end?
- 2 What were his clothes like at the beginning of the story and at the end?

**At the beginning, his clothes were formal and uncomfortable.**

**At the end, his clothes were comfortable, striped and spotted.**

**The prince was happier at the end.**

## The prince who didn't want to be different

Once upon a time, there was a prince who lived in a palace with the king and queen. Prince Arthur had lots of clothes and games, but he was unhappy. One morning, he was looking at his diary when he noticed the date.

'It's the 21<sup>st</sup> century!' he cried. 'Why am I wearing this formal **jacket** and this uncomfortable **crown** made of gold?'

He had an idea. He took off his crown and ran down the stairs. He put on his father's **coat** and hurried to the bus stop.

In town, Arthur ran through the market. 'Buy my **watches**,' said a man. 'They're made of silver.'

'Beautiful leather **shoes**,' said a woman. 'They're made in Italy.'

'No, thank you!' shouted Arthur.

At last, he arrived at the shop.



3 After you read Activity Book, page 28.

4 Discuss in groups.

1 Why do you think the prince was happier at the end of the story?

2 What important things can we learn from the story?

The prince was happier because he had friends to play with.

Suggested answers:

That only having lots of clothes and items won't make you happy, but having friends will.

5 Work in groups. Write a different ending for the story.

He tried on some comfortable jeans, a striped sweatshirt, a spotted hat and some trainers.

'I'd like these clothes,' he said, 'and you can sell this jacket.' The shopkeeper looked surprised. 'Really?' he said. 'The fabric is beautiful!'

'It's called silk,' said Arthur. 'It's used to make jackets that are worn by princes.'

Arthur ran out of the shop. 'Do you want to play?' asked some children who were playing football in the square. 'Oh, yes please!' said Arthur, kicking the ball.

Later, at the palace, the king and queen didn't recognise their son. It wasn't the clothes; it was his enormous smile. From that day, Arthur often played with his new friends from the town and they all lived happily ever after.



- 3 Read the *Work with words* box. Then write the opposites of the adjectives.

### Work with words



#### The negative prefix *un-*

We can use the negative prefix *un-* to make the opposites of some adjectives.

*true* → *untrue*

- |               |                      |        |               |
|---------------|----------------------|--------|---------------|
| 1 exciting    | <u>unexciting</u>    | 4 kind | <u>unkind</u> |
| 2 comfortable | <u>uncomfortable</u> | 5 safe | <u>unsafe</u> |
| 3 happy       | <u>unhappy</u>       | 6 tidy | <u>untidy</u> |

- 4 Use the negative adjectives from Activity 3 to write sentences with the same meaning.

- Today was a boring day.
- The living room is messy.
- Those boots aren't comfortable.
- I was sad when I lost my phone.
- Don't be mean to other people!
- Don't play in dangerous places.

Today was an unexciting day.

The living room is untidy.

Those boots are uncomfortable.

I was unhappy when I lost my phone.

Don't be unkind to other people!

Don't play in unsafe places.



- 5 Write six sentences. Use the words with negative prefixes in Activity 3 or any other words with negative prefixes you know.

---



---



---



---



---



---

**1 After you read** Read the story on the Class Book pages 42-43 again and check. Remember the words to complete the sentences.

- 1 Prince Arthur had lots of clothes and games, but he was unhappy.
- 2 He had an idea. He took off his crown and ran down the stairs.
- 3 'Buy my watches,' said a man. 'They're made of silver.'
- 4 He tried on some comfortable jeans, a striped sweatshirt and some trainers.
- 5 'I'd like these clothes,' he said, 'and you can sell this jacket.'
- 6 Later, at the palace, the king and queen didn't recognise their son.



**2 Read the sentences. Write T (true), F (false) or DS (doesn't say). Explain your answers.**

- 1 The prince noticed the date when he was playing games.  
☐ F He noticed the date when he was looking at his diary.
- 2 The prince thought his clothes and his crown were too formal.  
☐ T The Prince cries, 'Why am I wearing this formal jacket and this uncomfortable crown made of gold?'
- 3 An Italian woman was selling some leather shoes.  
☐ DS The nationality of the woman is not mentioned in the text.
- 4 Arthur sold some comfortable leggings at the shop.  
☐ F He sold a jacket made of silk.
- 5 The children who talked to Arthur didn't go to his school.  
☐ DS This is not mentioned in the text.
- 6 The king and queen were surprised when they saw Arthur.  
☐ T The king and queen didn't recognise their son because he was smiling.



## Vocabulary and Grammar

### Lesson 5, part 1

1 Look and match. Then listen, check and repeat.

sweatshirt 9 scarf 1 earrings 3 woolly hat 10 gloves 2 belt 4 bracelet 5 top 11  
leggings 8 watch 7 crown 12 tie 6



2 Read the fairy tale in Lesson 4 again. How many clothes and accessories can you find in the text and in the pictures?

## 3 Read the fairy tale again. Match.

- |                  |   |                           |
|------------------|---|---------------------------|
| 1 The crown      | a | are sold in the town.     |
| 2 Silk jackets   | b | is given the silk jacket. |
| 3 Clothes        | c | is played in the square.  |
| 4 The shopkeeper | d | is made of gold.          |
| 5 Football       | e | are worn by princes.      |

- 1 The cotton is picked.
- 2 It is cleaned and put into a machine.
- 3 It is made into fibres / The fibres are made into fabric/cloth.
- 4 The cloth/fabric is sent to factories and made into clothes.

## 4 Look at the grammar table. Read and circle the correct options to complete the rules.

## Grammar

## Present passive

It's They're	called	silk.
	made of	leather.
	used to	make jackets.
	used for	making jackets.
	worn by	princes.

We make the Present passive with the present tense of the verbs **be** / **have** and a past participle (for example *called*, *made*, *used* and *worn*).

We use the Present passive when the action is **more** / **less** important than the person who does the action.

## 5 Listen to a podcast about cotton. Describe in four sentences how cotton clothes are made. Use the verbs below.



pick



clean



make



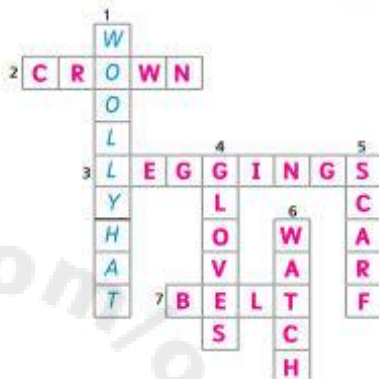
send

## 6 Talk to your classmates. What are your clothes and other things made of?

- 1 What are your shoes made of?
- 2 Do you have any clothes that are made of cotton?
- 3 What's this book made of?

### 1 Read and complete the crossword.

- 1 You wear it on your head in cold weather.
- 2 A king or queen wears it on their head.
- 3 They cover your legs, but not your feet.
- 4 You wear them on your hands.
- 5 You wear this around your neck.
- 6 You use this to tell the time.
- 7 It keeps your trousers up.



### 2 Listen to two conversations. Write 1 or 2 next to the clothes or accessory items you hear. There are three clothes or accessory items you do not need.



2



2



1



1



2



1

## Present passive

3 Read and complete the sentences with the Present passive.

- 1 That blue cotton fabric is called (call) denim.
- 2 My new shoes are made (make) of leather.
- 3 Earrings are worn (wear) by lots of women.
- 4 The kitchen is cleaned (clean) every day.
- 5 Baked potatoes are cooked (cook) in an oven.
- 6 Wool is used (use) for making warm clothes.

4 Look and write about how we make tomato sauce for pizza. Use the Present passive.

clean use send make pick



- 1 The tomatoes are picked.
- 2 The tomatoes are sent to factories.
- 3 The tomatoes are cleaned.
- 4 The tomatoes are made into tomato sauce.
- 5 The tomato sauce is used for making pizzas.

5 Write five sentences about things you have at home. What are they made of? What are they used for? Use the words in the box or your own ideas.

cotton gold leather metal paper plastic rubber silver wool





- 1 After you read Read the text on the Class Book page 46 again. Tick (✓) the correct country.

	Kenya	Oman	Scotland
1 These men wear a long robe called a dishdasha.		✓	
2 Traditional kilts are worn by men, women and children.			✓
3 Bracelets and earrings are worn by many women.	✓		
4 The skirt is checked and made of wool.			✓
5 Pieces of fabric are wrapped around the body to make clothes.	✓		
6 Embroidered hats are worn by men.		✓	

- 2 Answer the questions. Write complete sentences.



1 When are traditional clothes worn?  
*Traditional clothes are worn at festivals and celebrations.*

2 What fabric is a Scottish kilt usually made of?  
*Scottish tartan fabric is usually made of wool.*

3 What musical instrument is traditionally played in Scotland?  
*The bagpipes are traditionally played in Scotland.*

4 Why is a dishdasha good in the heat?  
*Because it's cool and comfortable.*

5 What do Omani men sometimes wear on special occasions?  
*On special occasions, like weddings and Eid, a curved dagger and a turban are also worn.*

6 What is worn on Samburu girls' arms?  
*Bracelets are worn on Samburu girls' arms.*



- 3 Listen to a presentation about traditional clothes. Complete the notes.

Clothes: 1 *hanbok* Country: 2 *South Korea*  
 Special occasions: 3 *birthdays* and weddings  
 Usually made of: cotton or 4 *silk*  
 Women's clothes: a 5 *big* skirt and a 6 *tight* jacket  
 Men's clothes: a 7 *long* shirt and jacket, and 8 *baggy* trousers



- 4 Work in groups. Choose one of the traditional costumes in the box and find answers to the questions. Write about your costume. Then make a fact file about it.

Indian sari Japanese kimono Moroccan djellaba

- 1 What do the clothes look like? 3 Who are the clothes worn by?  
 2 When are the clothes worn? 4 What are the clothes made of?

1 Watch or listen and read. Write the answers to the questions.

1 What clothes are mentioned?

sweatshirts, T-shirts, woolly hats

2 What is next to the watches?

The woolly hats are next to the watches.



Can I help you?

Yes, please. I'm looking for a sweatshirt.

All our sweatshirts are here, next to the T-shirts.

OK, thanks. Do you have this one in red?

No, sorry. We only have that one in blue or grey.

That's OK. I like it in blue.

That colour is very popular! What size do you need? Small?

No – medium. Do you have it in a medium?

Yes, here you are!

Great! Can I try it on?

Yes, of course! The changing room is over there.

Thanks. How much is it?

It's 15 rials.

Thanks. And do you sell woolly hats?

Yes, we do. They're next to the watches.

Oh, yes. I can see them. How much are they?

They're nine rials each.

## 2 Read the dialogue again. Circle the correct words.

Jake wants to buy a (1) **sweatshirt** T-shirt. He would like to buy a (2) **red** blue one. The shop doesn't have that colour, but Jake likes the (3) grey **blue** ones. He needs the (4) small **medium** size. He wants to try it on, so the shop assistant tells him where the (5) shop **changing room** is. Jake also wants to buy a woolly hat. He needs to look next to the (6) belts **watches**.



## 3 ✨ Imagine you're shopping. Act out new dialogues with your partner. Use the Say it! box to help you.

**Shopping for clothes:**

Shop assistant:

Can I help you?

What size do you need?

The changing room is over there.

Customer:

I'm looking for ...

Do you have this one in green/a small/medium/large?

Can I try it/this on?

Do you sell ...?



Can I help you?

**Pronunciation**

## 4 🎧 Listen and read. How do we say the coloured word endings? Then listen again and repeat.

Buy this sports top. It's suitable for boys, and it's very comfortable!

Oh, boy! It isn't washable!





- 1 Read and complete the dialogue. Then listen and check.

Can I try it on?    How much are they?    I'm looking for a shirt.  
Can I help you?    The changing room is over there.    What size do you need?



**Shop assistant:** Good morning. <sup>1</sup> Can I help you?  
**Girl:** Yes please. <sup>2</sup> I'm looking for a shirt.  
**Shop assistant:** The shirts are over there, next to the mirror.  
**Girl:** Great, thanks. <sup>3</sup> How much are they?  
**Shop assistant:** They're 5 rials. <sup>4</sup> What size do you need?  
**Girl:** Small, please. Do you have one in blue?  
**Shop assistant:** Yes, here you are.  
**Girl:** Great. <sup>5</sup> Can I try it on?  
**Shop assistant:** Yes of course. <sup>6</sup> The changing room is over there.  
**Girl:** Thank you.

- 2 Imagine you're in a clothes shop. Write your answers to the questions. Use the dialogue in Activity 1 to help you. Then act out the dialogue with your partner.



- Can I help you?  
I'm looking for ...
- What colour would you like?  
\_\_\_\_\_
- What size do you need?  
\_\_\_\_\_
- Would you like to try it/them on?  
\_\_\_\_\_
- Can I get you anything else?  
\_\_\_\_\_

### Pronunciation

- 3 Listen and read. Circle able if it is stressed and underline able if it isn't stressed. Then practise with your partner.



- This sweatshirt is too baggy. It isn't able.
- I'm wearing comfortable trainers.
- Please can you clear the table.
- My parents like growing vegetables.
- Have you seen the new school timetable?
- These shoes are really uncomfortable.
- Let's sit at this picnic table.
- Oh, no! My new tie isn't washable.



## Literacy: information texts

Lesson 8, part 2

### Reading

#### Words in context

- 1 Read and complete the sentences.

curly hom powder rich strange worker

- 1 A worker from the factory always eats at this restaurant on a Thursday.
- 2 Mazin's parents drive an expensive car. Are they rich?
- 3 My brother Malik has short, dark curly hair.
- 4 Katy's wearing a long, wool coat in August! That's strange!
- 5 What's this powder on the kitchen floor? Is it flour?
- 6 Rhinos are big and heavy with a large horn.



- 2 Read the text on the Class Book page 50 again. Which clothes items do these sentences describe?

- 1 Only very rich men could wear them.
- 2 It is made of hair.
- 3 They look like they are too small.
- 4 They were coloured with grey powder.
- 5 They were sent to South America from England.
- 6 In the past, some women wore them every day.

wigs  
headdresses  
bowler hats  
wigs  
bowler hats  
headdresses



- 3 Read the text again. Answer the questions. Write complete sentences.

- 1 What was the problem with some of the strange clothes from the past?  
They were often very uncomfortable.
- 2 What were the King of France's wigs like?  
The King of France liked wearing very long, powdered wigs.
- 3 In what way are the Chinese headdresses uncomfortable?  
They are big and heavy.
- 4 Why do you think girls wear the headdresses for festivals?  
Suggested: They like to dress up.
- 5 Why did the English give bowler hats to Bolivian women?  
Because they were too small for them.
- 6 Who likes to wear bowler hats today?  
It is very popular with the Aymara women.

- 4 Work in groups. Think about strange clothes in your country. Discuss the questions and make notes. Then share your ideas with the class.

- 1 What strange clothes do people wear?
- 2 What is strange about these clothes?
- 3 Who wears these strange clothes?
- 4 Why do some people like wearing them?
- 5 Do you wear strange clothes? Why? Why not?

- 1 Read the text and the labels. Write the missing words.

# SKATEBOARDING

When you go skateboarding, you need a skateboard. But it is important to wear the correct clothes, too.

When you skateboard, you should wear a comfortable (1) T-shirt and baggy (2) trousers because you need to be able to move easily. It's a good idea to wear special (3) gloves on your hands to protect them. You need to wear a hard, plastic (4) helmet to protect your head if you fall. You also need to wear (5) knee pads to protect your knees and (6) elbow pads to protect your elbows. Then you can jump on your skateboard and go!



*This boy has everything he needs for skateboarding.*

- 2 Read. Then answer the questions about the information texts on pages 50 and 51.

## How to write... an information text

Include:

- a title
- a short introduction

You can also include:

- pictures
- captions to give more information
- labels on pictures

- 1 What is the title?  
**Strange clothes from history / Skateboarding**
- 2 How many sentences are there in the introduction?  
**4 / 2**
- 3 How many pictures are there?  
**3 / 1**
- 4 How many captions are there under the pictures?  
**3 / 1**
- 5 How many labels are there on the pictures?  
**1 / 7**

- 3 ✨ Write an information text about clothes from history or clothes for sport. Plan, write, check and rewrite. Use the *How to write...* box to help you.

## Writing

Use a comma when you have two adjectives together before a noun:  
*long, curly wigs*  
But be careful:  
*Wigs were long and curly.*

### Writing

1 Read the sentences. Then write them as one sentence with commas.

1 Budoor has long hair. It's also curly.

Budoor has long, curly hair.

2 I bought a comfortable jacket. It's washable too.

I bought a comfortable, washable jacket.

3 Issa and Hilal were wearing traditional dishdashas. They were cotton.

Issa and Hilal were wearing traditional, cotton dishdashas.

4 The prince had a beautiful crown. It was gold.

The prince had a beautiful, gold crown.

5 You should wear some smart trousers. They should be black.

You should wear some smart, black trousers.

6 We saw a long film last night. It was boring.

We saw a long, boring film last night.

**Tip:** Writing



Use a comma when you have two adjectives together before a noun:  
long, curly wigs  
stiff, white ruffs  
But be careful:  
The wigs were long and grey.

2 Plan an information text about a traditional costume from Oman.

Write a title.

Write a short introduction. Give basic information.

Include pictures. They can be photos or drawings.

Add captions to pictures to give more information.

Add labels to the pictures.



**This is YOUR page! We want to hear from YOU.**  
**Send us your comments and photos like the people below!**

1 8 comments



Neema 8 minutes ago



My sister makes clothes! She chooses different fabrics and then she makes shirts and dresses. She's good at sewing, but she once made me a plain shirt that was too big.



2 4 comments



Mohtashid 3 minutes ago



I like the traditional Scottish kilts. This man is wearing a red and black tartan kilt and white shoes. The shoes are smart but they look uncomfortable.



3 2 comments



Riley 6 minutes ago



We have a new uniform at school. We have to wear plain black trousers – not jeans! – and a blue jumper with the name of our school on it. I like our uniform because it's comfortable and everybody looks the same.



4 6 comments



Onaima 5 minutes ago



I love reading. I don't usually like fairy tales, but the story about the prince who wanted to be different made me laugh! I don't think clothes made of silk and jewellery made of gold can make you happy. Friends are more important!

5 3 comments



Jak 6 minutes ago



I loved the text about strange clothes. The strangest picture was the girls with the headdresses. I prefer today's clothes, which are more casual and definitely more comfortable!

1 Read the comments about the WOW! Magazine. Tick the comments about hobbies.

2 Work in pairs and answer the questions. Then write your own comments about the WOW! Magazine and read them to the class.

- 1 What did you like best?
- 2 What's your favourite picture in this unit?
- 3 Which clothes do you think are more interesting: today's clothes or clothes from the past?

3 Think about the WOW! Question again. Discuss in groups. Are your answers different now?

WOW! Question



Julia 3 minutes ago

Why do we wear different clothes?



1 Circle the adjectives. Then look and write sentences to describe the clothes items.

brief patterned smart plain spotted striped wool checked woolly baggy



- 1 They are smart shoes.
- 2 It's a ... patterned T-shirt.
- 3 It's a checked skirt.
- 4 It's a woolly hat.

- 5 It's a striped tie.
- 6 It's a baggy sweatshirt.
- 7 It's a plain shirt.
- 8 It's a spotted shirt.

2 Read and write the correct sentences with **too** or **not ... enough**.

- 1 Gold earrings aren't cheap. (too)
- 2 Those boots are casual. (enough)
- 3 Tight clothes aren't comfortable. (too)
- 4 Jeans are too casual for school. (enough)
- 5 It's too cold to wear shorts today. (enough)

- Gold earrings are too expensive.
- Those boots aren't casual enough.
- Tight clothes are too uncomfortable.
- Jeans aren't smart enough for school.
- It isn't warm/hot enough to wear shorts today.

3 Write sentences with the Present passive.

make send use call wear

- 1 Tartan kilts / of wool
- 2 Traditional South Korean clothing / hanbok
- 3 Silk / to make beautiful clothes
- 4 Colourful jewellery / by the Samburu people
- 5 Cotton / to clothing factories

- Tartan kilts are made of wool.
- Traditional South Korean clothing is called hanbok.
- Silk is used to make beautiful clothes.
- Colourful jewellery is worn by the Samburu people.
- Cotton is sent to clothing factories.

### Self-assessment

4 Answer the questions about your work in Unit 5.

- 1 How was your work in this unit? Choose. ☐ OK ☐ Good ☐ Excellent
- 2 Which lesson was your favourite? \_\_\_\_\_
- 3 Which parts of the unit were difficult for you? \_\_\_\_\_
- 4 What new things can you talk about now? \_\_\_\_\_
- 5 How can you work and learn better in the next unit? \_\_\_\_\_

## A2 Key for Schools Listening Part 4

- 1 Listen. For each question, choose the correct answer.

- You will hear two girls talking about clothes. Why doesn't Bayan want to buy the red leggings?
  - ☒ They're too short.
  - ☐ She doesn't like the colour.
  - ☐ She doesn't like striped leggings.
- You will hear a girl talking to her mum. What is she going to do now?
  - ☐ Do her homework.
  - ☒ Put her clothes away.
  - ☐ Water the plants.
- You will hear two people talking in a sports centre. Where is the badminton lesson?
  - ☐ It's next to the swimming pool.
  - ☐ It's upstairs.
  - ☒ It's downstairs.
- You will hear a boy talking about his hobbies. What does he do every week?
  - ☐ Write his diary.
  - ☐ Ride his bike.
  - ☒ Play hockey.

**Tip: Exam**  
Listen carefully both times.  
If you don't know the answer, you should guess!

## A2 Flyers Reading and writing Part 5

- 2 Look at the picture and read the story.

Write some words to complete the sentences about the story. You can use 1, 2, 3 or 4 words. There is one example.

**A trip to a museum**

My name is Yousif. Last week I visited a museum with my friend Hashim because we had to find out some information for our history homework. We travelled there on a bus. We had to sit on the bus for an hour, and it was very uncomfortable! But we were happy. We read our books on the bus.

There are some really interesting things at the museum. My favourite things are some very old Omani swords. They're made of metal and are very beautiful. They're 1,000 years old! We were looking at some pictures when a woman started to talk to us. She was wearing a uniform because she works at the museum. It looked very smart. She told us about an app that has lots of information about life in Oman in the past. We're going to download it and use it when we do our homework.




**Example:** Yousif and Hashim went to a museum last week.

- They went there by bus.
- They were on the bus for an hour.
- The things that Yousif likes best at the museum are some metal swords.
- The woman who talked to them was wearing a smart uniform.
- There is an app that the boys can use when they do their homework.


## A2 Flyers Listening Part 4 / A2 Key for Schools Listening Part 1

**Think!** 1 Read the task carefully. Make sure you know what you have to do.

**Try!** 2  Listen. Which shirt does Tameem like? Listen and tick (✓) the correct picture. Then explain your answer.



Because he says he prefers plain shirts and the other two shirts are very colourful.

**Do!** 3  Listen. For each question, choose the correct answer.

**Tip** Exam

Remember to focus on the key information that you hear.

1 What is the boy going to wear to the party?



A ☐



B ☒



C ☐

3 What did the girl buy for her mum?



A ☒



B ☐



C ☐

2 Which uniform does the boy like?



A ☐



B ☐



C ☒

4 When is the girl meeting her friends?



A ☒



B ☐



C ☐



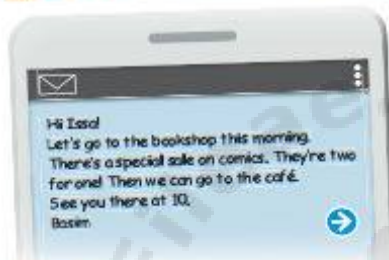
## A2 Key for Schools Reading and Writing Part 1

Think!

- 1 Read the task carefully. Make sure you know what you have to do.

Try!

- 2 Read the message. Choose the correct answer. Then explain your answer.



A Basim bought two comic books today.

**B** All the comic books are cheaper today.

C Basim doesn't like comic books.

**B is right because when you buy two, you only pay for one, so books are cheaper today.**

**A is wrong because Issa wants to go to the bookshop today, but he hasn't been there yet.**

**C is wrong because it is not mentioned in the text that Basim doesn't like comic books.**

Tip: Exam

Remember to compare each text with each answer option before choosing your answer.

Do!

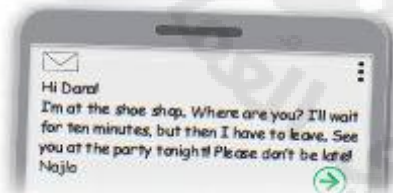
- 3 For each question, choose the correct answer. Choose A, B or C.



A One of the jackets in the store is on sale.

B You can buy one woolly hat for 4 rials.

**C** The shop sells some items made of leather.



A Najla's going to the party in ten minutes.

**B** Najla's waiting for Dana at the shoe shop.

C Najla thinks Dana is always on time.



**A** Students don't have to buy tickets.

B The fashion fair is on every weekend.


C The fair is an indoor event.



- 1 Work in pairs. Look at the WOW! Magazine Welcome page. Then read and answer the WOW! question.
- 2 Look and match. Then listen, check and repeat.

tidy up **10** clear the table **1** vacuum the carpet **6** dust the furniture **4**  
 sweep the floor **8** clean the windows **12** empty the bin **3** put away the clothes **5**  
 wash the car **9** cook the dinner **2** water the plants **11** take out the rubbish **7**



1  Work in pairs. Look at the WOW! Magazine Welcome page. Then read and answer the WOW! question.

2  Look and match. Then listen, check and repeat.

plain 8 patterned 9 spotted 12 striped 2 comfortable 4 uncomfortable 7  
baggy 1 colourful 6 smart 5 casual 10 formal 11 checked 3



## 5

## Favourite clothes

## Vocabulary

- 1 Find and write 12 words for describing clothes.



- |                  |                      |                    |                         |
|------------------|----------------------|--------------------|-------------------------|
| 1 <u>formal</u>  | 4 <u>striped</u>     | 7 <u>plain</u>     | 10 <u>spotted</u>       |
| 2 <u>checked</u> | 5 <u>comfortable</u> | 8 <u>smart</u>     | 11 <u>uncomfortable</u> |
| 3 <u>casual</u>  | 6 <u>baggy</u>       | 9 <u>colourful</u> | 12 <u>patterned</u>     |

- 2 Read and complete the texts with the words in Activity 1.

Zakeya's clothes are always

<sup>1</sup> smart and sometimes

<sup>2</sup> formal. Today she's wearing

a <sup>3</sup> plain blue skirt and a

<sup>4</sup> striped jacket. She's got a

<sup>5</sup> patterned scarf.

Her shoes are new so they are very

<sup>6</sup> uncomfortable!



Nabhan likes wearing <sup>7</sup> casual

clothes. He's wearing a <sup>8</sup> baggy

green sweatshirt and some blue

<sup>9</sup> checked trousers. His clothes

are always <sup>10</sup> comfortable

and <sup>11</sup> colourful. Look at his

red and white <sup>12</sup> patterned cap!



- 3 Read the *I'm learning* box. Then read and complete the phrases.

## I'm learning

Using new and recycled words

A good way to practise new words is to use them with words you already know.

New: *striped*

Review: *T-shirt*

*I have a striped T-shirt.*



- |                      |          |
|----------------------|----------|
| 1 <u>baggy</u>       | jeans    |
| 2 a <u>patterned</u> | dress    |
| 3 <u>smart</u>       | shoes    |
| 4 a <u>plain</u>     | scarf    |
| 5 <u>striped</u>     | leggings |
| 6 a <u>spotted</u>   | jacket   |



- 4 Write three or more sentences about your own clothes and style. Use words for clothes from this lesson and other words you already know.