

شكراً لتحميلك هذا الملف من موقع المناهج العمانية



الاختبار النهائي الرسمي في محافظة ظفار

[موقع المناهج](#) ⇨ [المناهج العمانية](#) ⇨ [الصف السادس](#) ⇨ [لغة انجليزية](#) ⇨ [الفصل الثاني](#) ⇨ [الملف](#)

تاريخ نشر الملف على موقع المناهج: 08:28:28 2023-05-21

التواصل الاجتماعي بحسب الصف السادس



روابط مواد الصف السادس على تلغرام

[الرياضيات](#)

[اللغة الانجليزية](#)

[اللغة العربية](#)

[التربية الاسلامية](#)

المزيد من الملفات بحسب الصف السادس والمادة لغة انجليزية في الفصل الثاني

الامتحان الرسمي النهائي بمحافظة شمال الباطنة	1
الاختبار النهائي الرسمي في محافظة ظفار	2
الامتحان الرسمي النهائي لمحافظة مسقط والشرقية	3
الاختبار النهائي الرسمي في محافظة مسقط	4
نموذج إجابة الاختبار النهائي الرسمي في محافظة جنوب الباطنة	5

GRAMMAR/VOCABULARY (Items 11-20)

(5 marks)

For each item, shade in the bubble ☐ next to the correct option.

Rashid (11)_____ a student in grade 6. He is twelve (12)_____ old .He
(13)_____ got two sisters and a brother .His favourite school (14)_____ is
English . He wants to (15)_____ a doctor .He always (16)_____ his
friends at school .His favourite colour is (17)_____ and his favourite (18)_____
is pizza .He doesn't like (19)_____ computer (20)_____. He enjoys
reading books about science and listening to music.

- | | | | |
|-----------------------------------|--------------------------------|-------------------------------|-----------------------------|
| 11. <input type="radio"/> am | <input type="radio"/> are | <input type="radio"/> is | <input type="radio"/> were |
| 12. <input type="radio"/> months | <input type="radio"/> weeks | <input type="radio"/> days | <input type="radio"/> years |
| 13. <input type="radio"/> has | <input type="radio"/> do | <input type="radio"/> have | <input type="radio"/> can |
| 14. <input type="radio"/> object | <input type="radio"/> subject | <input type="radio"/> uniform | <input type="radio"/> desk |
| 15. <input type="radio"/> be | <input type="radio"/> am | <input type="radio"/> is | <input type="radio"/> are |
| 16. <input type="radio"/> help | <input type="radio"/> helped | <input type="radio"/> helping | <input type="radio"/> helps |
| 17. <input type="radio"/> science | <input type="radio"/> rice | <input type="radio"/> red | <input type="radio"/> car |
| 18. <input type="radio"/> sport | <input type="radio"/> job | <input type="radio"/> tent | <input type="radio"/> food |
| 19. <input type="radio"/> played | <input type="radio"/> playing | <input type="radio"/> plays | <input type="radio"/> play |
| 20. <input type="radio"/> dishes | <input type="radio"/> presents | <input type="radio"/> games | <input type="radio"/> books |

**GRM/VCB
SCORE**

10


WRITING 1

Write about the picture. Write **at least 40 words**. You can use the words

animals

take

happy



Marker A	Marker B	Average

READING 1 (Items 1-5)

Match the texts with the pictures.

For each text, shade in the bubble ☐ under the correct option.

A.



B.




C.



D.



E.



F.



Texts

1. Hugo lives in Sweden. He likes ice skating and building snowmen and forts models. He plays snowballs fight with his friends.
2. Emma lives in New York City. She enjoys going shopping in grand malls and visiting museums.
3. Khalid lives in Dhofar, Oman. He is interested in camel racing, camping and going on safari.
4. Pierre is from France. He lives in a small village. He spends his time planting crops and taking care of his farm animals.
5. Pedro lives in a coastal town in the Philippines. He likes going fishing. He has a small fishing boat.

Pictures

A	B	C	D	E	F
<input type="radio"/>	<input type="radio"/>	<input type="radio"/>	<input type="radio"/>	<input type="radio"/>	<input type="radio"/>
<input type="radio"/>	<input type="radio"/>	<input type="radio"/>	<input type="radio"/>	<input type="radio"/>	<input type="radio"/>
<input type="radio"/>	<input type="radio"/>	<input type="radio"/>	<input type="radio"/>	<input type="radio"/>	<input type="radio"/>
<input type="radio"/>	<input type="radio"/>	<input type="radio"/>	<input type="radio"/>	<input type="radio"/>	<input type="radio"/>
<input type="radio"/>	<input type="radio"/>	<input type="radio"/>	<input type="radio"/>	<input type="radio"/>	<input type="radio"/>

WRITING 2

[5 marks]

Write a **biography** of a Scientist called **Nikola Tesla**. Use ALL the information in the box. Your paragraph should be correct and well-organised.

Nikola Tesla

inventor / electrical engineer / physicist

Born / 1856 / Croatia

Studied / Physics / mathematics

1884/went / America

famous / invention / Induction motor

Died / 1943/ New York City

Marker A	Marker B	Average

WRITING
SCORE

10

GRAMMAR (Items 6-10)

*Complete each sentence with **ONE** word only.*

6. Maha is going _____ clean her room today.
7. Was he playing football? Yes, he _____.
8. They _____ flying their kite now.
9. How _____ days are there in the week?
10. _____ do you eat dinner? At 8 p.m.

READING 2 (Items 6-10)

(5 marks)

Read the text. For each question, write a short answer (not more than **FOUR WORDS**).

Dear Ali,

I have some great news. I won a writing competition at school! It was a short story competition. I won the first prize. My story was called "The Lost Key," and it was about a girl who goes on a fun adventure to find a key that opens a special box.

I had a lot of fun writing it, and I'm really happy with how it turned out. My English teacher was really helpful in teaching me how to write better. It took me about a week to write the story, but his help really made a difference. As a prize, I won a gift card to a bookstore. I was thinking that maybe we could meet up next Saturday and go to the bookstore together. We can look for some new books. Let me know what you think.

Take care,

Hamdan

6. Who sent the email?

7. What was the title of Hamdan's story?

8. Who helped Hamdan to improve his writing?

9. How long did it take Hamdan to write the story?

10. What was Hamdan's prize?

READING
SCORE

10

VOCABULARY (Items 1-5)

Under each picture, write the correct word, as in the example.

(2½ marks)

e.g.



c a t


1.




2.



3.



4.



5.



