

شكراً لتحميلك هذا الملف من موقع المناهج العمانية



TEST DIAGNOSTIC نماذج اختبارات تشخيصية

موقع المناهج ← المناهج العمانية ← الصف الثاني ← لغة انجليزية ← الفصل الأول ← الملف

تاريخ نشر الملف على موقع المناهج: 18:24:25 2023-11-24

التواصل الاجتماعي بحسب الصف الثاني



روابط مواد الصف الثاني على تلغرام

[الرياضيات](#)

[اللغة الانجليزية](#)

[اللغة العربية](#)

[التربية الاسلامية](#)

المزيد من الملفات بحسب الصف الثاني والمادة لغة انجليزية في الفصل الأول

[أنشطة الوحدة الثانية Activities 2 Unit](#)

1

[اختبار قصير test class](#)

2

[اختبار قصير أول](#)

3

[تجميع اختبارات قصيرة شاملة](#)

4

[مجموعة اختبارات قصيرة](#)

5



ACADEMIC DIAGNOSTIC ENGLISH LANGUAGE TEST GRADE 2

Name: _____

School: _____

Class: _____

Governorate: _____

DIAGNOSTIC TEST- GRADE 2

Write your answers on the Test Paper

Time: 25 minutes

PART ONE

Pages: 6

LISTENING 1 (Items 1-5)

(5 marks)

You are going to hear five words. Number the pictures from (1-5) . There is one example.

a.



b.




c.



d.



e.



f.




LISTENING 2 (Items 6–10)

(5 marks)


You are going to hear 5 short sentences. Listen and tick (✓) the correct box. There is one example.

Example:

a.


☐

b.


☒

c.


☐

6.

a.


☐

b.


☐

c.


☐

7.


a.


☐

b.


☐

c.


☐

8.

a.


☐

b.


☐

c.


☐

9.

a.



b.




c.




10.

a.



b.



c.



LISTENING
SCORE


10

READING 1 (Items 1–5)

(5 marks)

Look at the pictures. Tick (✓) the first letter of each word. There is one example.

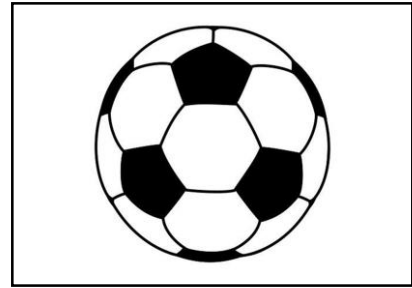
Example:



f ☒

d ☐


1.



n ☐

b ☐


2.



a ☐

t ☐

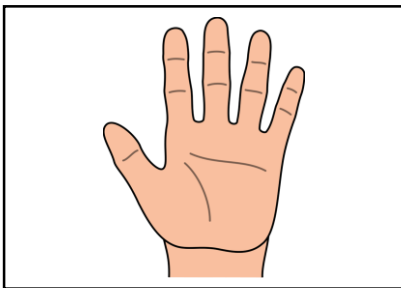
3.



r ☐

s ☐


4.



m ☐

h ☐

5.



k ☐

j ☐

READING 2 (Items 6-10)

(5 marks)

Match the sentences with the pictures. Write the letter of the picture in the box. There is one example.

Example: She has got a bike. d

6. He likes milk.

7. They can jump.

8. She has got a kite.

9. It is a triangle.

10. The house is big.

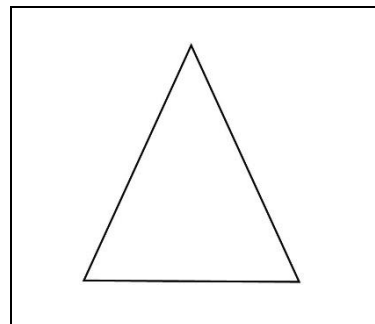
a.



b.



c.



d.



e.



f.



READING

SCORE


10

WRITING 1 (A)

(3 marks)


Look at the pictures. Complete the missing letter in each word. There is one example.

Example:




c a t

1.




_ u s

2.



_ a t

3.




_ a b l e

WRITING 1 (B)

(3 marks)


Look at the pictures. Count and write the number of things under each picture. There is one example.

Example:




2


1.



2.




3.



WRITING 2**(4 marks)**

Look at the pictures. Look at the letters. Write the correct word. There is one example.

Example:

a	n	v
---	---	---

v a n


1.



o	f	x
---	---	---

_ _ _


2.



g	g	e
---	---	---

_ _ _


3.



e	t	e	r
---	---	---	---

_ _ _ _

4.



k	u	d	c
---	---	---	---

_ _ _ _

**WRITING
SCORE**

10


PART TWO

Speaking Test

Time: 2 minutes for each student

SPEAKING 1 (1 minute for each student)

(5 marks)



1. The teacher familiarizes the student with the picture first and then asks the student to point out certain items on the scene picture, e.g., 'Where's the monkey/girl?
2. The teacher asks questions about two of the people or things in the picture, e.g. 'What's this?' (Answer: An elephant) 'What colour is it?' (Answer: grey)
- 4-How many monkeys/elephants/boys are there in the picture?
- 3- 'What's this?' Point to the duck/ boy with purple T-shirt/ ball.

SPEAKING 2 (1 minute for each student)

(5 marks)

The teacher asks questions about the student, e.g. 'How old are you?

1. What's your favourite colour?
2. What do you like/don't like to eat?
3. What can/can't you do?
4. How many bedrooms are there in your house?

**SPEAKING
SCORE**

10