

الجزء الخامس من سلسلة Phonics Finger Jolly لتعليم اللغة الإنجليزية



تم تحميل هذا الملف من موقع المناهج العمانية

موقع فايلاتي ← المناهج العمانية ← رياض الأطفال ← لغة انجليزية ← الفصل الثاني ← ملفات متنوعة ← الملف

تاريخ إضافة الملف على موقع المناهج: 11-07-2025 14:49:35

ملفات اكتب للمعلم اكتب للطالب ا اختبارات الكترونية ا اختبارات ا حلول ا عروض بوربوينت ا أوراق عمل
منهج انجليزي ا ملخصات وتقارير ا مذكرات وبنوك ا الامتحان النهائي للمدرس

المزيد من مادة
لغة انجليزية:

التواصل الاجتماعي بحسب رياض الأطفال




صفحة المناهج
العمانية على
فيسبوك

المزيد من الملفات بحسب رياض الأطفال والمادة لغة انجليزية في الفصل الثاني

Finger Phonics 5

z w ng v oo oo

Sue Lloyd and Sara Wernham Illustrated by Lib Stephen



Jolly
Phonics

Z z

buzz



Action: Put arms out at sides and pretend to be a bee, saying ZZZZZZZZZZ.



Z

zip

zoo


fizzy

z z z z z

W w

wet

west




Action: Blow on to open hand, as if you are the wind, and say *wh, wh, wh*.

windmill

swift

wind



ng



Action: Imagine you are a weightlifter, and pretend to lift a heavy weight above your head, saying *ng*

ng



long

bang

lungs

ring

strong

V v

van

vest

very

drive



Action: Pretend to be holding the steering wheel of a van and say vvvvvvvv.



oo


oo oo

book

look

hook


took



Action: Move head back and forth as if it is the cuckoo, saying *u oo, u oo*. (Little and long oo)

cook

coo



moon

soon

shoot

tooth

In this book to show the different sounds, the 'oo' and 'oo' are shown by thin and fat letters.

Read these words then match them to the correct corner.

When reading words with 'oo' in them try the 'oo' sound first. If this does not make a word try using the 'oo' sound instead.

book

moon

foot

hook


boot

spoon

wood

broom

oo



oo

The 'ng' sound

These words all have an 'ng' sound in them. Look for different patterns in the parcels of words Vic has just delivered.

Seeing the letter pattern helps in reading the word.



s a t i p

When writing words you need to be able to hear the sounds in them (sounding out). Say the word, then say it again listening very carefully to hear the sound that is missing.



_an




_ell




_rog



do_




he_




ra_



h_t



p_g



b_s

oo j or oa ie

n

ck

e

h

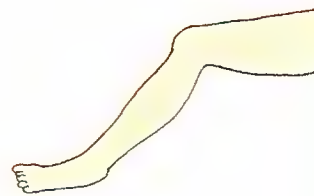
r



_un



_nt



_eg



be_




tr_




ri_



n_t



b_k



tr_n

ee

ai

b

f

l

m

d

g

o

u

The Finger Phonics books give an excellent start to both reading and writing

The books show all the letter sounds of English, not just the alphabet, with an 'action' for each. There are cut-out letter shapes to show little fingers the correct way to form each letter and at the end of each book are 'finger activities' so that knowing the letters leads easily to both reading and spelling.

Jolly Phonics

Besides the *Finger Phonics* books, 'Jolly Phonics' includes *Phonics Videos*, *The Phonics Handbook*, *Phonics Wall Frieze*, *Phonics Workbooks*, *Jiglets* and *Stencilets*. Where possible, use them together over a period of time.



© Sue Lloyd, Sara Wernham, Christopher Jolly 1993 (text)

© Lib Stephen 1993 (illustrations)

Printed in Malaysia All rights reserved



Jolly Learning



ISBN 1-870946-28-6



9 781870 946285