

الجزء الثاني من سلسلة Phonics Fingr Jolly لتعليم اللغة الإنجليزية



تم تحميل هذا الملف من موقع المناهج العمانية

موقع فايلاتي ← المناهج العمانية ← رياض الأطفال ← لغة انجليزية ← الفصل الأول ← ملفات متنوعة ← الملف

تاريخ إضافة الملف على موقع المناهج: 00:47:11 2025-07-11

ملفات اكتب للمعلم اكتب للطالب ا اختبارات الكترونية ا اختبارات ا حلول ا عروض بوربوينت ا أوراق عمل
منهج انجليزي ا ملخصات وتقارير ا مذكرات وبنوك ا الامتحان النهائي ا للمدرس

المزيد من مادة
لغة انجليزية:

التواصل الاجتماعي بحسب رياض الأطفال



صفحة المناهج
العمانية على
فيسبوك

المزيد من الملفات بحسب رياض الأطفال والمادة لغة انجليزية في الفصل الأول

الجزء الأول من سلسلة Phonics Fingr Jolly لتعليم اللغة الإنجليزية

Finger Phonics 2

c k e h r m d


Sue Lloyd and Sara Wernham

Illustrated by Lib Stephen



C c

K k



Action: Raise hand and snap fingers as if playing castanets and say *ck, ck, ck*.


castanets

click

clock


cat

kitten



E e

egg



Action: Pretend to tap an egg on the side of a pan and crack it into the pan, saying *eh, eh, eh*.



elf

end


well

hen




H h

hot help happy hill



Action: Hold hand in front of mouth panting as if you are out of breath and say *h, h, h, h*.


hop



R r

rip

rabbit



Action: Pretend to be a puppy holding a piece of rag. shaking head from side to side and say rrrrrrrrrr.

rat

drip

rag



M m



Action: Rub tummy as if seeing tasty food and say mmmmmmmmmmm.

meal



swim

bump

mat

mug

m

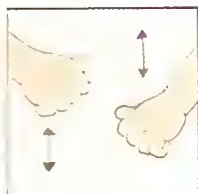
D d

dog

wedding


dig

red



Action: Beat hands up and down as if playing a drum and say *d, d, d, d*.


drum



Take the animals home. (Left to right practice.)



All the letters from Books 1 and 2 are in the middle. Say the sound, then find the picture that begins with it.



m

a

s

k

n

h

p

c

t

r

i

e

d



Reading becomes easier if the letters are recognised quickly. Playing games such as I-spy or hunt the letter gives good practice.

Read the words in the caterpillars by saying each sound in turn and listening for the word. Match the words to the pictures in the butterflies.



Hint: The sounds must be said quickly to hear the word. It is easier if the first sound is slightly louder – h-a-t.

The Finger Phonics books give an excellent start to both reading and writing

The books show all the letter sounds of English, not just the alphabet, with an 'action' for each. There are cut-out letter shapes to show little fingers the correct way to form each letter and at the end of each book are 'finger activities' so that knowing the letters leads easily to both reading and spelling.

Jolly **Phonics**

Besides the *Finger Phonics* books, 'Jolly Phonics' includes *Phonics Videos*, *The Phonics Handbook*, *Phonics Wall Frieze*, *Phonics Workbooks*, *Jiglets* and *Stencilets*. Where possible, use them together over a period of time.



ISBN

- | | |
|----------------------|---------------|
| 1. s a t i p n | 1 870946 24 3 |
| 2. c k e h r m d | 1 870946 25 1 |
| 3. g o u l f b | 1 870946 26 X |
| 4. ai j oa ie ee or | 1 870946 27 8 |
| 5. z w ng v oo oo | 1 870946 28 6 |
| 6. y x ch sh th th | 1 870946 29 4 |
| 7. qu ou oi ue er ar | 1 870946 30 8 |

© Sue Lloyd, Sara Wernham, Christopher Jolly 1993 (text)

© Lib Stephen 1993 (illustrations)

Printed in Malaysia All rights reserved



ISBN 1-870946-25-1



9 781870 946254



Jolly Learning

Unit £4.50

Talours House, High Road, Chigwell, Essex, IG7 6DL, UK. Tel: 020 8501 0405
50 Winter Sport Lane, Williston, VT 05495-0050, USA. Tel: 1 800 488 2665