

الجزء الثالث من سلسلة Phonics Fingr Jolly لتعليم اللغة الإنجليزية



تم تحميل هذا الملف من موقع المناهج العمانية

موقع فايلاتي ← المناهج العمانية ← رياض الأطفال ← لغة انجليزية ← الفصل الثاني ← ملفات متنوعة ← الملف

تاريخ إضافة الملف على موقع المناهج: 11:05:05 2025-07-11

ملفات اكتب للمعلم اكتب للطالب | اختبارات الكترونية | اختبارات | حلول | عروض بوربوينت | أوراق عمل
منهج انجليزي | ملخصات وتقارير | مذكرات وبنوك | الامتحان النهائي | للمدرس

المزيد من مادة
لغة انجليزية:

التواصل الاجتماعي بحسب رياض الأطفال



صفحة المناهج
العمانية على
فيسبوك

المزيد من الملفات بحسب رياض الأطفال والمادة لغة انجليزية في الفصل الثاني

Finger Phonics 3

g o u l f b

Sue Lloyd and Sara Wernham Illustrated by Lib Stephen



Jolly
Phonics

G g



Action: Spiral hand down, as if water going down the drain, and say *g, g, g, g*.

gurgle

glug

gold

beg

hug



O o



Action: Pretend to turn light switch on and off and say
O, O, O, O.

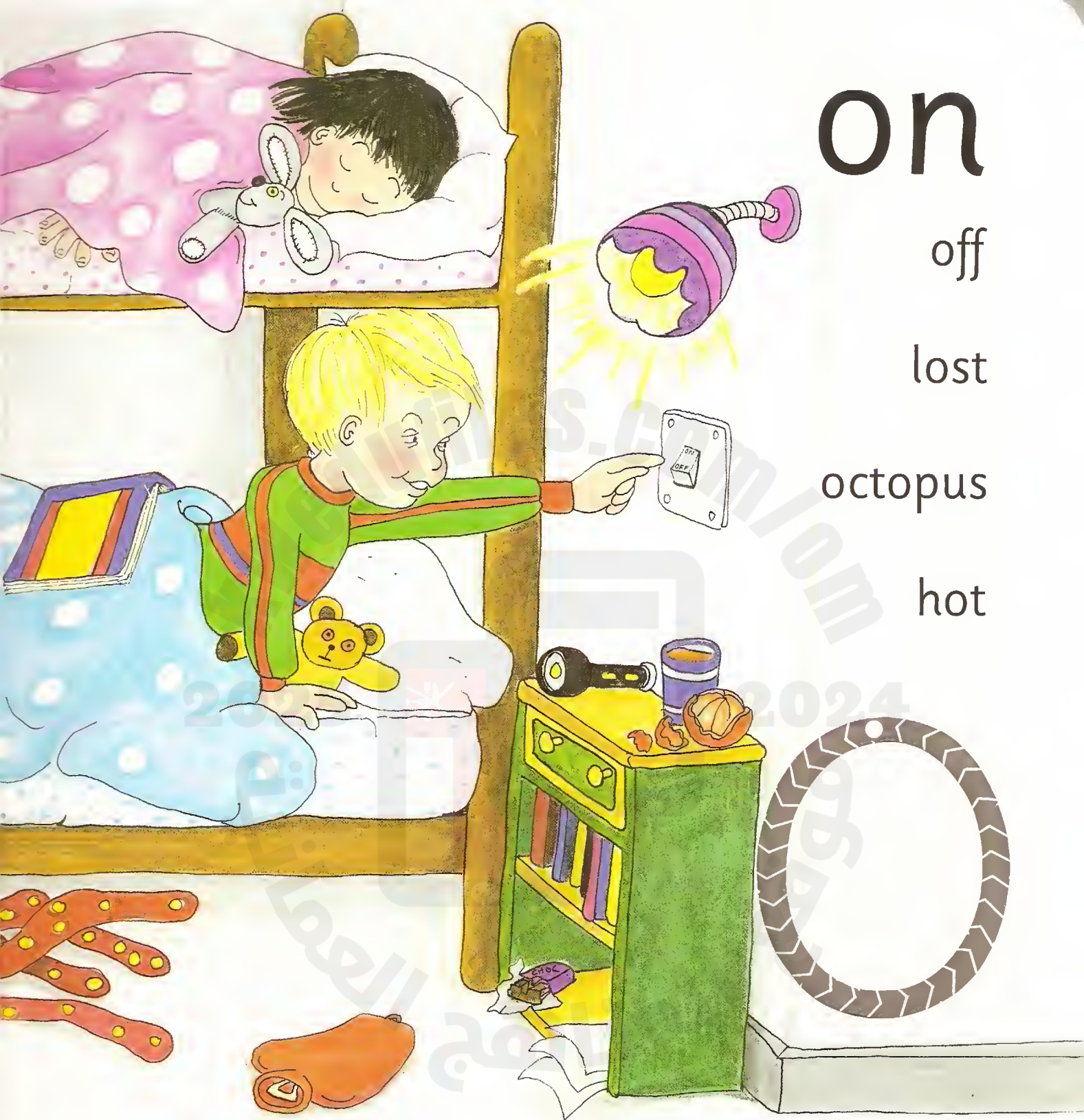
on

off

lost

octopus

hot

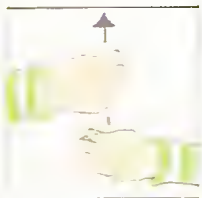



U u

under


up

sun



Action: Pretend to be putting up an umbrella and say
u. u. u. u.

cup




umbrella



Action: Pretend to lick a lollipop and say /, /, /, /.

lollipop



lick

melt

lemon

bell



F f

fun

flag



Action: Let hands gently come together as if fish deflating, and say fffffff.

soft

fluff

f



fish

B b

ball bib rabbit crab

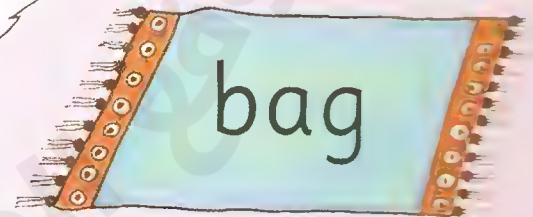




Action: Pretend to hit a ball with a bat and say *b. b. b. b.*



bat

Read the words in the mats by saying each sound (eg: p-e-n) and listening for the words. Then try and match each word to the picture in the cat that it rhymes with.




Knowing rhymes helps reading and writing.

Make sure you know all your sounds.

s t a p i n c r e

When reading capital letters will need to be known as well as the little (lower case) letters.

Look at the capital letter. See if you can say the sound it makes.
Lift the flap to see if you are right.



See how quickly you can say them.

k m h d g o u l f b

The Finger Phonics books give an excellent start to both reading and writing

The books show all the letter sounds of English, not just the alphabet, with an 'action' for each. There are cut-out letter shapes to show little fingers the correct way to form each letter and at the end of each book are 'finger activities' so that knowing the letters leads easily to both reading and spelling.

Jolly **Phonics**

Besides the *Finger Phonics* books, 'Jolly Phonics' includes *Phonics Videos*, *The Phonics Handbook*, *Phonics Wall Frieze*, *Phonics Workbooks*, *Jiglets* and *Stencilets*. Where possible, use them together over a period of time.

ISBN

- | | |
|----------------------|---------------|
| 1. s a t i p n | 1 870946 24 3 |
| 2. c k e h r m d | 1 870946 25 1 |
| 3. g o u l f b | 1 870946 26 X |
| 4. ai j oa ie ee or | 1 870946 27 8 |
| 5. z w ng v oo oo | 1 870946 28 6 |
| 6. y x ch sh th th | 1 870946 29 4 |
| 7. qu ou oi ue er ar | 1 870946 30 8 |

© Sue Lloyd, Sara Wernham, Christopher Jolly 1993 (text)

© Lib Stephen 1993 (illustrations)

Printed in Malaysia All rights reserved



ISBN 1-870946-26-X



9 781870 946261



Jolly Learning