

## الجزء الرابع من سلسلة Phonics Fingr Jolly لتعليم اللغة الإنجليزية



### تم تحميل هذا الملف من موقع المناهج العمانية

موقع فايلاتي ← المناهج العمانية ← رياض الأطفال ← لغة انجليزية ← الفصل الأول ← ملفات متنوعة ← الملف

تاريخ إضافة الملف على موقع المناهج: 11:10:59 2025-07-11

ملفات اكتب للمعلم اكتب للطالب ا اختبارات الكترونية ا اختبارات ا حلول ا عروض بوربوينت ا أوراق عمل  
منهج انجليزي ا ملخصات وتقارير ا مذكرات وبنوك ا الامتحان النهائي ا للمدرس

المزيد من مادة  
لغة انجليزية:

### التواصل الاجتماعي بحسب رياض الأطفال



صفحة المناهج  
العمانية على  
فيسبوك

### المزيد من الملفات بحسب رياض الأطفال والمادة لغة انجليزية في الفصل الأول

الجزء الثالث من سلسلة Phonics Fingr Jolly لتعليم اللغة الإنجليزية

1

الجزء الثاني من سلسلة Phonics Fingr Jolly لتعليم اللغة الإنجليزية

2

الجزء الأول من سلسلة Phonics Fingr Jolly لتعليم اللغة الإنجليزية

3

# Finger Phonics 4

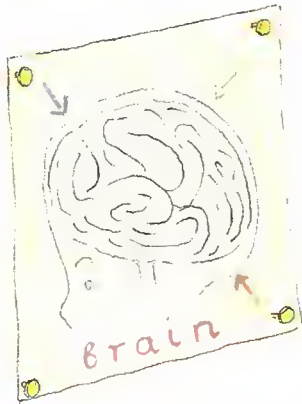
ai j oa ie ee or

Sue Lloyd and Sara Wernham

Illustrated by Lib Stephen



# ai



**Action:** Cup hand over ear and say *ai, ai, ai*.





ai

aim

rain

snail

train



pain

# J j





**Action:** Pretend to wobble on a plate and say j, j, j, j.

jug

jeans

jumper

jet



jam



# oa goat



**Action:** Bring hand over mouth as if you have done something wrong and say *oh!*

oak

croak

boat

coat





ie

ie ie



**Action:** Stand to attention and salute, saying *ie ie*.

tie

lie

pie

die





# ee

eel

bee

sheep

feet



**Action:** Put hands on head as if ears on a donkey and say eeyore, eeyore.

or

or

storm

corn

fork

torn

eey ore!



When children begin to write words, they need to be able to hear all the sounds in them (sounding out). The ability to hear all the sounds develops gradually.

Try with these simple regular words, pointing to each dot and saying the sound – c a t

• • •




• • •



• • •



• • •




• • •



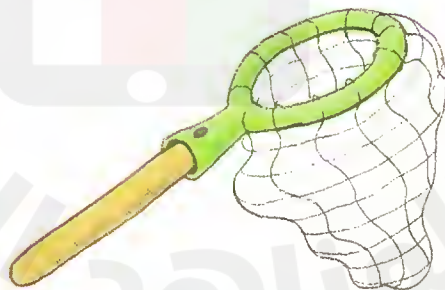
• • •



• • •



• • •



• • •

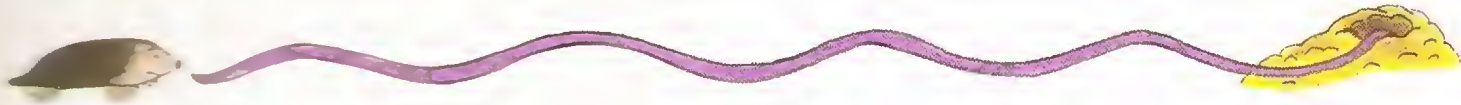


• • •

Hint: Say the word slowly, one sound at a time.

Sounds made by two letters.

Having two letters make a different sound, when they come together, can be confusing at first. Children need practice to read these sounds.



Say one of the sounds then find the picture that has that sound in it. Lift the flap and try sounding out the words. The dots underneath will remind you that 2 letters are making one sound.

ai oa ie

ee or





To make it simpler, at the beginning, only one way of writing the long vowel sounds is shown. When they know this way, they can begin to learn the other ways of writing them. This may take some time. Try looking for examples in other words when reading.

Look at the words in the trees and find the letters that are making the sounds. Have a go at reading the words.

**o-e**  
mole  
rope  
nose  
cone

**oa**

**ow**  
blow  
snow  
yellow

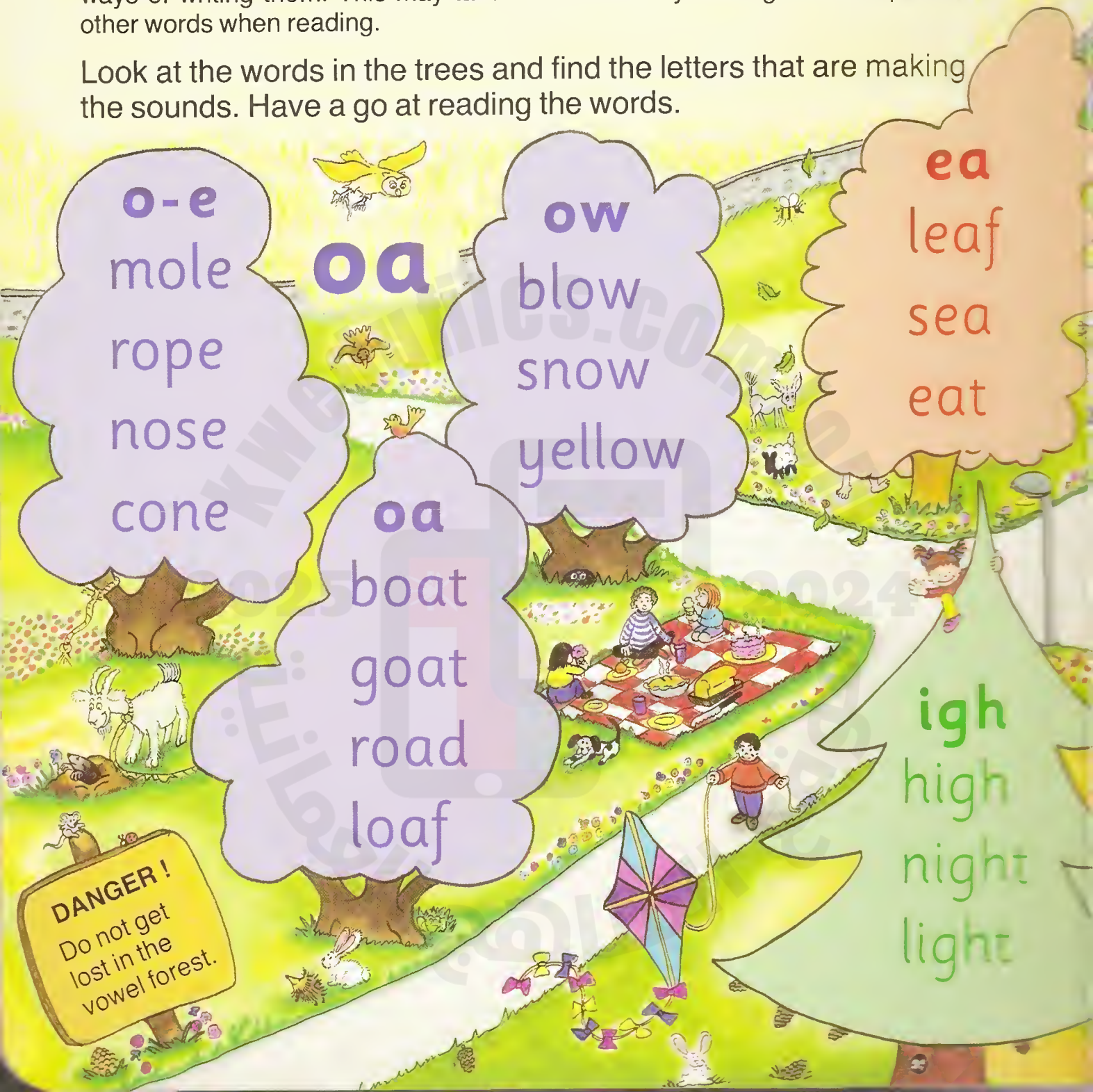
**ea**  
leaf  
sea  
eat

**oa**  
boat  
goat  
road  
loaf

**igh**  
high  
night  
light

**DANGER!**

Do not get  
lost in the  
vowel forest.





ee  
bee  
tree  
sheep  
feet

ai  
sail  
train  
paint  
rail

ay  
day  
hay  
may

ee

ie  
pie  
tie  
lie  
die

i-e  
pine  
bike  
kite  
hive

ai

a-e  
cake  
gate  
snake  
plate

ie





# *The Finger Phonics books give an excellent start to both reading and writing*

The books show all the letter sounds of English, not just the alphabet, with an 'action' for each. There are cut-out letter shapes to show little fingers the correct way to form each letter and at the end of each book are 'finger activities' so that knowing the letters leads easily to both reading and spelling.

## Jolly Phonics

Besides the *Finger Phonics* books, 'Jolly Phonics' includes *Phonics Videos*, *The Phonics Handbook*, *Phonics Wall Frieze*, *Phonics Workbooks*, *Jiglets* and *Stencilets*. Where possible, use them together over a period of time.

ISBN

- |                      |               |
|----------------------|---------------|
| 1. s a t i p n       | 1 870946 24 3 |
| 2. c k e h r m d     | 1 870946 25 1 |
| 3. g o u l f b       | 1 870946 26 X |
| 4. ai j oa ie ee or  | 1 870946 27 8 |
| 5. z w ng v oo oo    | 1 870946 28 6 |
| 6. y x ch sh th th   | 1 870946 29 4 |
| 7. qu ou oi ue er ar | 1 870946 30 8 |

© Sue Lloyd, Sara Wernham, Christopher Jolly 1993 (text)

© Lib Stephen 1993 (illustrations)

Printed in Malaysia All rights reserved



ISBN 1-870946-27-8



9 781870 946278



## Jolly Learning

UK £4.50

Tailours House, High Road, Chigwell, Essex, IG7 6DL, UK. Tel: 020 8501 0405  
50 Winter Sport Lane, Williston, VT 05495-0050, USA. Tel: 1 800 488 2665