

## مرخص الوحدة السابعة الحياة في الماضي



### تم تحميل هذا الملف من موقع مناهج مملكة البحرين

موقع المناهج ← مناهج مملكة البحرين ← الصف الرابع ← لغة انجليزية ← الفصل الثاني ← ملفات متنوعة ← الملف

تاريخ إضافة الملف على موقع المناهج: 2026-05-11 16:29:12

ملفات اكتب للمعلم اكتب للطالب | اختبارات الكترونية | اختبارات | حلول | عروض بوربوينت | أوراق عمل  
منهج انجليزي | ملخصات وتقارير | مذكرات وبنوك | الامتحان النهائي للمدرس

المزيد من مادة  
لغة انجليزية:

### التواصل الاجتماعي بحسب الصف الرابع



صفحة مناهج مملكة  
البحرين على  
فيسبوك

الرياضيات

اللغة الانجليزية

اللغة العربية

التربية الاسلامية

المواد على تلغرام

### المزيد من الملفات بحسب الصف الرابع والمادة لغة انجليزية في الفصل الثاني

ملخص الوحدة الثامنة: الطعام الطازج (Food Fresh)

1

ملخص الوحدة التاسعة: عالم المستقبل (Unit 9 Summary: The World of the Future)

2

"Unit 10 - Feeling Good Summary - By Ghadeer Al-Madeh"\*\*.

3

العنوان Unit 11&12 Grammar Summary - By Ghadeer Al-Madeh

4



مراجعة اختبار اللغة الوجدتين 7 و8

5



# Unit 7 summary: Life in the past!

By: Mrs. Ghadeer Al-Madeh




H.M:  
Latifa Abdulla

V.P  
Aysha Al-Najim

# Words:

حفظ الكلمات التالية مع فهم المعنى.



the back



the front




an entrance



a floor



a gate




a key




a lift



a roof



downstairs



upstairs



Words:

Everyday, she paints the wall.

Now, she is painting the wall.

Yesterday, she painted the wall.

✦ تميز كيفية استخدام و  
تغير صيغة الفعل عن تكوين  
الجملة اعتمادا على الوقت.

paint




By: Mrs. Ghadeer Ali

## Words:

Present simple  
All the time

Present continuous  
Now

think



thinks



thinking

travel




travels



travelling

look



looks



looking



wait



waits



waiting

listen



listens



listening



# Words:

✦ حفظ الصيغة الماضية للأفعال التالية لتكوين جمل.




go

went



think

thought




wait

waited



travel

travelled



look

looked



listen

listened



talk


talked



## Grammar 1: Prepositions

✦ دراسة الضمائر التالية و التعرف على الافعال التي  
يجب ان تضاف اليها، (حفظ):

about



think about

talk about

for



wait for

look for

at



look at

to



go to

travel to

listen to



✦ نلاحظ أن الفعل look يقبل الكلمتين at / for و لكن المعنى يتغير  
look at ➔ بمعنى ينظر  
look for ➔ بمعنى يبحث



By: Mrs. Ghadeer Ali

# Grammar 1: Prepositions

By: Mrs. Ghadeer Ali



# about



think about

My favourite color is red.

My favourite color is black.



talk about

# Grammar 1: Prepositions

By: Mrs. Ghadeer Ali



# To



go to



listen to



travel to



# Grammar 1: Prepositions

By: Mrs. Ghadeer Ali



look for

# for



wait for



# Grammar 1: Prepositions

By: Mrs. Ghadeer Ali



look at



look for

❖ نلاحظ أن الفعل look يقبل الكلمتين at / for و لكن المعنى يتغير  
➡ look **for** بمعنى يبحث

➡ look **at** بمعنى ينظر

# Grammar 1: Prepositions

✦✦ كتابة جمل باستخدام الأفعال مع ضمائرهما الصحيحة.

By: Mrs. Ghadeer Ali

pronoun

①

verb + preposition

②

Extra words

③



1. They **listen to** music **everyday**. ④
2. My sister **went to** school **yesterday**.
3. Hassan **thinks about** playing football.
4. They **are waiting for** the bus **now**.
5. Ali **looks at** the teacher.



## Practice

Read and fill the gaps with prepositions.

about to  
at for

0. Long time ago, people didn't watch TV or listen .....**to**..... music.
1. My mum travelled ..... Qatar at the weekend.
2. I can't find my keys, can you look ..... them?
3. Does Renaldo **think** ..... playing football all the time?
4. I am **waiting** ..... my birthday to celebrate it.
5. Yesterday, I went ..... school at 6 O'clock.
6. In class, you must look ..... the teacher.



By: Mrs. Ghadeer Ali



## Practice

Read and fill the gaps with prepositions.

about to  
at for

0. Long time ago, people didn't watch TV or listen .....**to**..... music.
1. My mum travelled .....**to**..... Qatar at the weekend.
2. I can't find my keys, can you look .....**for**..... them?
3. Does Renaldo think .....**about**..... playing football all the time?
4. I am waiting .....**for**..... my birthday to celebrate it.
5. Yesterday, I went .....**to**..... school at 6 O'clock.
6. In class, you must look .....**at**..... the teacher.



By: Mrs. Ghadeer Ali



## Grammar 2:

❖ تكوين جمل (نصائح) او شي يجب فعله باستخدام قاعدة **has to/ have to**

I / They/ We/ you → **have to** go to the hospital.

She/ He/ It → **has to** go to the hospital.

❖ ملاحظة:

**have to**

عند بدأ الجملة بالضمائر I / They/ We/ you --> نستخدم

**has to**

عند بدأ الجملة بالضمائر She/ He/ It --> نستخدم

❖ عند تكوين (نصائح) في الوقت الماضي، نستخدم **had to** لجميع الضمائر:

I / They / We/ you / She/ He/ It

She **had to** go to the hospital yesterday.

They **had to** go to the hospital yesterday.



By: Mrs. Ghadeer Ali




## Grammar 2:

What about the past

الفعل المضارع Present simple

has to  
have to



had to

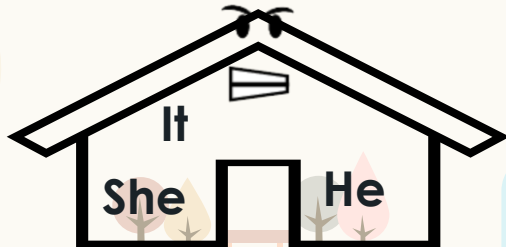


By: Mrs. Ghadeer Ali



الفعل الماضي Past simple

has to



Grammar 2:

She  
He  
It

I  
They  
We  
You

have to



had to

By: Mrs. Ghadeer Ali



I  
They  
you  
we



## Grammar 2:

# How to write sentences?

◆ كيفية تكوين جمل (نصائح) او  
شي يجب فعله باستخدام القاعدة:

pronoun

1

verb

3

Extra words



4

5

She

go

to the hospital

He

has to

listen

to the teacher

It

⚡ had to

eat

healthy food

I

have to

play


outside

They

⚡ had to

We

You



By: Mrs. Ghadeer Ali



## Grammar 2:



In the present

الوقت المضارع ✓


1

2

3

4

He has to play in the park. 5



In the past

في الماضي

He had to play in the park.



By: Mrs. Ghadeer Ali

## Grammar 2:

الوقت المضارع

In the present

1

2

3

4

5

They have to listen to the teacher.



In the past

في الماضي

They had to listen to the teacher.



By: Mrs. Ghadeer Ali

## Grammar 2:


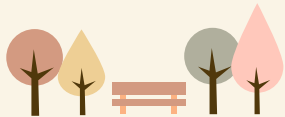
# Let's read together:

She **has to sleep** at 8 o'clock everyday.

She **had to sleep** at 8 o'clock last night.

They **have to brush** their teeth well.

They **had to brush** their teeth well.




By: Mrs. Ghadeer Ali

# Writing a paragraph

✦ كتابة فقرة قصيرة تصف فيها الطالبة مسكنها ونوعه ، من خلال الإجابة على الأسئلة التالية:

1. What your name is. اسم الطالبة
2. How old you are. العمر
3. Where you are from. أسم البلد
4. Where you live. نوع المسكن
5. Who you live with. مع من تسكن
6. Describe your house in 2 sentences. وصف للمسكن في جملتين على الاقل.
6. Why you like your house. لماذا تحب مسكنك / بيتك



By: Mrs. Ghadeer Ali



Hi! My name is Ghadeer. I am ten years old. I am form Bahrain, Demistan. I live in a big house with my family.

My house has two floors. My bedroom is upstairs and the living room is downstairs. We have a small garden at the back of the house.

I like my house because it's cozy.

# Thank you!

By: Mrs. Ghadeer Al-Madeh



H.M:  
Latifa Abdulla

bye!



V.P  
Aysha Al-Najim

