

## مراجعة الاختبار الثاني للوحدتين التاسعة و العاشرة



### تم تحميل هذا الملف من موقع المناهج البحرينية

موقع المناهج ⇨ المناهج البحرينية ⇨ الصف الرابع ⇨ لغة انجليزية ⇨ الفصل الثاني ⇨ ملفات متنوعة ⇨ الملف

تاريخ إضافة الملف على موقع المناهج: 00:29:20 2025-04-25

ملفات اكتب للمعلم اكتب للطالب ا اختبارات الكترونية ا اختبارات ا حلول ا عروض بوربوينت ا أوراق عمل  
منهج انجليزي ا ملخصات وتقارير ا مذكرات وبنوك ا الامتحان النهائي للمدرس

المزيد من مادة  
لغة انجليزية:

### التواصل الاجتماعي بحسب الصف الرابع



صفحة المناهج  
البحرينية على  
فيسبوك

الرياضيات

اللغة الانجليزية

اللغة العربية

التربية الاسلامية

المواد على تلغرام

### المزيد من الملفات بحسب الصف الرابع والمادة لغة انجليزية في الفصل الثاني

مراجعة الوحدة العاشرة	1
مراجعة الاختبار الثاني للوحدتين الثامنة والتاسعة	2
مراجعة الاختبار الثاني اللغة الإنجليزية	3
UnIT 9 The world future lesson two	4
مراجعة الاختبار الثاني	5

KINGDOM OF BAHRAIN

Ministry of Education

School Operations Region (1) Directorate

Barbar Primary Boys School



مملكة البحرين  
وزارة التربية والتعليم  
إدارة العمليات التعليمية بالمنطقة الأولى  
مدرسة البار الابتدائية للبنين

Test 2 Revision:

Units 9 + 10

Done by: Basel Ahmed Mohamed

Test will include the following:

Unit 9:

- 1- Words (page 92)
- 2- Grammar 1: Future "will".
- 3- Grammar 2: Questions "will" (Wh- + yes/no questions).

Unit 10:

- 1- Words (page 100)
- 2- Grammar 1: should/shouldn't.
- 3- Grammar 2: why...? Because...
- 4- Writing: An advice.

Reading strategies:

- Skimmed reading.
- Read the questions.
- Scanned reading.
- Answer the questions.


# Unit 9



1- Words:



## Search for the words



### Word Bank

~~laptop~~ – charge a tablet – e-book – go online –  
headphones – app - microphone – VR headset - wifi



App



Charge a  
tablet



E-book




Go online



Headphones



Interactive  
whiteboard



Microphone



VR- headset



Wifi

## 2- Grammar: future “will”:

**Use:** we use the future “will” to predict the future.

**Structure:**

**Subject + will/won't + infinitive verb + object.**

**Examples:**

- He will study for the test.
- She won't play because she is sick.
- They will go to school tomorrow.

**PAY ATTENTION! : we don't change the verb because we use “will” to talk about the future.**

**Note:** for the **affirmative** we use “**will**”. And for the **negative** we use “**won't**”.

**Time expressions:** are words or phrases that tell us when something happens.

Here are some time expressions for the **future**:

Tomorrow	Later	Tonight	Soon
In 20 days	In 2 years	Next week	Next month
One day	Some day	In an hour	In a day

## Fill in the blanks (Use will + verb)

1. She will visit (visit) her grandmother tomorrow.
2. We will have (have) a test next week.
3. They will go (go) to the park later.
4. I will help (help) you with your homework.
5. He will call (call) his friend in the evening.

## Complete the sentences to make it in the future.

1. Tomorrow, I .....will.....go to the park.
2. They .....will.....have a picnic next weekend.
3. She .....will.....read a book tonight.
4. Tomorrow, We .....will.....visit grandma and grandpa.
5. He .....will.....help his mom with the dishes.



### Reorder the sentences:

1. will / they / the game / win / tomorrow

They will win the game tomorrow. .... Both are correct!

· Tomorrow, they will win the game.

2. will / it / rain / next / week.

It will rain next week.

Next week, it will rain. .... Both are correct!

3. be / I / will / a teacher / in / future / the.

I will be a teacher in the future.

In the future, I will be a teacher.

Look at the pictures then write sentences using the given words:

### SAMPLE ANSWERS

(Use: will)

1- I will sleep early tomorrow. ....



(Use: won't)

2- He won't go to school because he is sick. ....



(Use: will)

3- He will play football tomorrow. ....



(Use: won't)

4- She won't eat candy next week. ....



### 3- Grammar: Questions "will" (Wh- + yes/no questions).

**Use:** To ask and answer questions for the future.

#### - **Wh- questions:**

Where	When	What
How	Who	

#### **Structure:**

**Wh- question + will + subject + infinitive(original verb) +?**

#### **Examples:**

- **What** will you do tomorrow?
- **When** will you go to school?
- **Where** will you travel?

#### **Yes/No questions:**

#### **Structure:**

**Will + subject + infinitive (original verb) + object + ?**

**+ Yes, + subject + will.**

**- No, + subject + won't.**

#### **Examples:**

- Will he sleep early?
- Will she drink her juice?
- Will they study for the test?

## Complete the question to make it in the future.

1. ....Will..... you play outside tomorrow?
2. ....Will..... she eat pizza for dinner?
3. ....Will..... they go to the park on Saturday?
4. ....Will..... we have a school assembly next week?
5. ....Will..... he help his sister with her homework?

## Read the sentence then write a question about it using will.

1. She will bake a cake for her dad's birthday.

Will she bake a cake for her dad's birthday? .....

2. He won't go to the football match on Tuesday.

Will he go to the football match on Tuesday? .....

3. They will travel to Mexico.

Will they travel to Mexico. ....

4. The cat won't climb the tree.

Will the cat climb the tree? .....

5. My friends will go to the cinema.

Will my friends go to the cinema? .....

Answer the following questions:

1. When will she go to school? (6 o'clock)

She will go to school at 6 o'clock.

2. Where will they go tomorrow? (zoo)

They will go to the zoo tomorrow.

3. Who will he go with to the cinema? (his brother)


He will go with his brother to the cinema.

### SAMPLE ANSWER

Look at the pictures then write sentences using the given words:


(Use: will...?)

1- Will you study for the test tomorrow?



(Use: what will...?)

2- What will he play tomorrow?



(Use: when will...?)

3- When will he travel?



# Unit 10



## 1- Words



# Search for the words



### Word Bank


awake – asleep – dry – wet – strong – weak – rest –  
take exercise – dark – light



Asleep



Awake



Dark




Light




Wet



Dry



Weak



Strong



Rest



Take exercise

## 2- Grammar: should / shouldn't

**Use:** we use should and shouldn't to give an advice.

- **Should:** for things you can do (positive).
- **Shouldn't:** for things you can avoid doing or can't do (negative).

**Structure:**

**Subject + should + verb + object.**

**Subject + shouldn't + verb + object.**

**Examples for should:**

- You should study for the exam.
- He should rest because he is sick.
- They should listen to the teacher.

**Examples for shouldn't:**

- You shouldn't stay up all night.
- He shouldn't hit his friends.
- They shouldn't play inside the classroom.



**Read then circle the correct answer.**

1. We ..... eat vegetables every day

- a) should
- b) shouldn't



2. You ..... throw litter on the ground.

- a) should
- b) shouldn't



3. He ..... forget to bring her pencil case.

- a) should
- b) shouldn't



4. They ..... run near the swimming pool.

- a) should
- b) shouldn't



5. I ..... help my mother to cook lunch.

- a) should
- b) shouldn't



**Read then fill in the blank with should or shouldn't.**

1. You ..... shouldn't ..... eat unhealthy food.
2. We ..... should ..... be kind to our friends.
3. We ..... shouldn't ..... talk while the teacher is speaking.
4. They ..... shouldn't ..... run inside the classroom.
5. I ..... should ..... listen to my teacher in class.

**Read the statement and write a sentence about it using should or shouldn't.**

1. Eat healthy food for our well-being.

**We should eat healthy food for our well-being.**

2. Talk with your mouth full of food.

**You shouldn't talk with your mouth full of food.**

3. Forget her school bag at home.

**She shouldn't forget her school bag at home.**

4. Play with sharp objects.

**You shouldn't play with sharp objects.**

5. Help my friends when they need assistance.

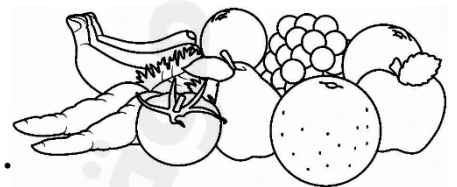
**I should help my friends when they need assistance.**

**Look at the pictures then write sentences using the given words:**

**SAMPLE ANSWER**

**(Use: should)**

1- **I should eat fruit everyday.**



**(Use: shouldn't)**

2- **I shouldn't eat junk food.**



**(Use: should)**

3- **I should brush my teeth.**



### 3- Grammar: Why...? Because...?

**Use:** we use why to ask question about the reason. And we use because to answer them and give the reason.

#### **Structure:**

**Why+ do + subject + object?**

**Because + subject + verb + object.**

#### **Examples for questions:**

- Why do birds clean themselves?
- Why do we brush our teeth?
- Why did he study hard?

#### **Examples for answers:**

- Because it makes their feathers strong.
- Because it will make our teeth clean and healthy.
- Because he wants to get good grades.

**Read the question and then answer it with your own reasons.**

**SAMPLE ANSWER**

1. Why do the cat sleep?



Because the cat is tired.

2. Why do the girl jump?



Because she is happy.

3. Why do the dog bark?



Because the dog is angry.

Reorder these questions:

1- Why / drink / do / you / water / ?

Why do you drink water?

2- a / shower / Why / did / take / he / ?

Why did he take a shower?

3- are / why / healthy / sports / us / for / ?

Why are sports healthy for us?

#### 4- Writing: An advice:

To write an email, you start with **opening the email**. By saying “Hi” and writing the reason for the email.

- Hi, how are you. I hope you are doing well. I am writing to you about\_\_\_\_\_.
- Hello! Its been a while! How is your family. I am writing to you about\_\_\_\_\_.
- Hi, long time no see. I am writing to you about\_\_\_\_\_.

Then you write **things you should do** and **things you shouldn't do**.

First, you should\_\_\_\_\_. Next, you should\_\_\_\_\_. Lastly, you should\_\_\_\_\_.

But, you shouldn't\_\_\_\_\_. And you shouldn't\_\_\_\_\_. And you shouldn't\_\_\_\_\_.

Then you write **the ending of the email**.

- Well, I hope this helped you, send me back if it did!
- This is the end, please send me back.
- Hopefully this helps you. See you soon.

Write an email to your friend about how to get better grades in the exam.

In your email write:

- The opening the email. (hi how are you.../hello, I hope you are doing well...etc)
- What you should do. (things you need to do)
- What you shouldn't do. (things you need to stop doing)
- The closing the email. (see you soon/ send me back...etc)

2025 2024

**SAMPLE:**

Hi Ali, how are you! I hope you are doing well. I am writing to you about how to get better grades in the exam.

First, you should study hard for the test. Next, you should read the exam carefully. Lastly, you should listen to the teacher and pay attention to the lessons.

But, you shouldn't waste time on playing games. Also, you shouldn't skip any lessons. And lastly, you shouldn't sleep late at night.

I hope this will help you get better grades, please send me back if you get good grades.

See you soon.

Basel.

