

## المراجعة النهائية للكتاب



### تم تحميل هذا الملف من موقع مناهج مملكة البحرين

موقع المناهج ← مناهج مملكة البحرين ← الصف الثالث ← لغة انجليزية ← الفصل الثاني ← ملفات متنوعة ← الملف

تاريخ إضافة الملف على موقع المناهج: 01:47:59 2025-05-25

ملفات اكتب للمعلم اكتب للطالب | اختبارات الكترونية | اختبارات | حلول | عروض بوربوينت | أوراق عمل  
منهج انجليزي | ملخصات وتقارير | مذكرات وبنوك | الامتحان النهائي | للمدرس

المزيد من مادة  
لغة انجليزية:

### التواصل الاجتماعي بحسب الصف الثالث



صفحة مناهج مملكة  
البحرين على  
فيسبوك

الرياضيات

اللغة الانجليزية

اللغة العربية

التربية الاسلامية

المواد على تلغرام

### المزيد من الملفات بحسب الصف الثالث والمادة لغة انجليزية في الفصل الثاني

Final Exam Writing

1

الفقرات المطلوبة للامتحان النهائي

2

نموذج الإجابة للامتحان النهائي

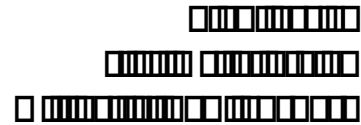
3

المراجعة النهائية للامتحان

4

نموذج الإجابة لامتحان نهاية الفصل الثاني

5



# Grade three Revision Booklet

Prepared by: T. Hanan Abbas



Done by: T. Hanan Abbas  
S.T: Mrs. Intesar S. Abbas

H.T: Ms. Seddiqa Al Mallah  
V.P: Ms. Omaina Ebrahim

## Unit 5 - Vocabulary



get up



have breakfast



go to school



go home



have dinner



go to bed



in the morning



in the afternoon



in the evening



at night

sm

smile

small



sn

snow

snake



st

stairs

star



sk

sky

skates



## Unit 6 - Vocabulary



hospital



school



airport



police station



fire station



shop



station



zoo



supermarket



bank



garage

lake



gate



face



plane





## Unit 7 - Vocabulary



raining



windy



hot



cold



snowing



sunny



fly a kite



make a snowman



wear coats



go outside



go ice skating

bike



kite



nine



white



line



## Unit 8 - Vocabulary



cow




goat



horse



sheep



donkey



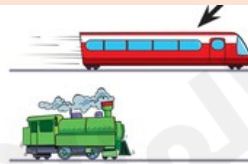
goose



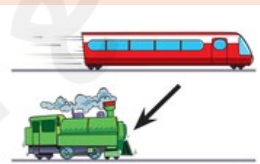
loud



quiet



fast



slow

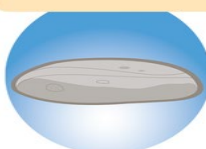
nose



rope



stone



bone



home



# Unit 9 - Vocabulary



kind



naughty



wet



dry



fridge



photo



tidy



untidy



floor



rubbish



dirty

June



flute



tube



cube



2025

2024

موقع المناهج والبحوث

# Models of Writing

2. Look at the picture below and write sentences.

Write **10 - 25** words.



## Examples:

- |                             |                              |
|-----------------------------|------------------------------|
| 1- I can see four balloons. | 10- They are in the park.    |
| 2- I can see four girls.    | 11- They are playing in the  |
| 3- I can see one boy.       | park.                        |
| 4- I can see a park.        | 12- They are in the park.    |
| 5- I can see a slide.       | 13- The girl is on the tree. |
| 6- I can see trees.         | 14- The boy is on the slide. |
| 7- I can see a kite.        | 15- He can fly a kite.       |
| 8- I can see birds.         | 16- She can play with        |
| 9- They are happy.          | balloons.                    |

# Models of Writing

Look at the picture below and write sentences.

Write **10 - 25** words.



## Examples:


- 1- I can see one boy.
- 2- I can see Mum.
- 3- I can see Dad.
- 4- Mum is happy.
- 5- She is happy.
- 6- Dad is happy.
- 7- They are happy.
- 8- I can see a dog.
- 9- It is sunny.
- 10- He plays football.
- 11- He can play football.
- 12- He is reading a book.
- 13- He can read a book.
- 14- Mum is eating an apple.
- 15- She is eating an apple.



# Models of Writing

Look at the picture below and write sentences.

Write **10 - 25** words.



## Examples:

- 1- I can see a dinosaur.
- 2- I can see a ball.
- 3- I can see a plane.
- 4- I can see a car.
- 5- I can see a baby.
- 6- I can see Mum.
- 7- I can see a kitchen.
- 8- She makes food.
- 9- They are in the kitchen.
- 10- He is happy.
- 11- The baby is happy.
- 12- Mum is happy.
- 13- They are happy.



# Models of Writing

Look at the picture below and write sentences.

Write **10 - 25** words.

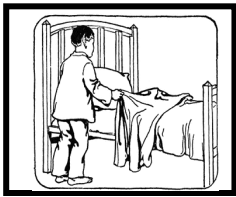


## Examples:

- 1- I can see a goose.
- 2- I can see boys / five boys.
- 3- I can see girls / two girls.
- 4- This is my grandma.
- 5- This is my grandpa.
- 6- The goose are in the park.
- 7- They are in the park..
- 8- They ride a bike.
- 9- They are happy.
- 10- He can fly a plane.
- 11- They are drinking juice.
- 12- They are playing with the ball.
- 13- My grandpa is reading.
- 14- My grandma is feeding the goose.

- Look at the pictures below. Write 2- 6 words under each picture:

1- He goes to bed at night.



2- \_\_\_\_\_




3- \_\_\_\_\_



4- \_\_\_\_\_



5- \_\_\_\_\_




6- \_\_\_\_\_



7- \_\_\_\_\_



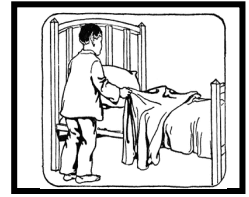
8- \_\_\_\_\_



- Look at the pictures below. Write 2- 6 words under each picture:

Model Writing

1- He goes to bed at night.




2- She goes home in the afternoon.




3- I have breakfast in the morning.




4- She reads a book in the evening.



5- I go to school at 7 o'clock.




6- She goes home at 1 o'clock.



7- I read a book at 11 o'clock.



8- I have dinner at 8 o'clock.



- Look at the pictures below. Write 2- 6 words under each picture:



1- She works in a school .

2-

3-

4-

5-



- Look at the pictures below. Write 2- 6 words under each picture:

Model Writing



1- She works in a school .

2- He works in a police station. / He is a police officer.


3- He works in an airport. / He is a pilot.

4- She works in a hospital. / She is a nurse.


5- He works in a fire station. / He is a fire fighter.

- Look at the pictures below. Write 2- 6 words under each picture:

1- I can see a goose.




2- \_\_\_\_\_



3- \_\_\_\_\_



4- \_\_\_\_\_



5- \_\_\_\_\_



6- \_\_\_\_\_




7- \_\_\_\_\_




- Look at the pictures below. Write 2- 6 words under each picture:

### Model Writing

1- It is sunny today.




2- It is windy today.



3- It is raining today.



4- It is snowing today.



5- Put on your sunhat.



6- Put on your boots.



7- Put on your coat.



C- Look at the picture. Write complete sentences.  
Write 10 – 25 words.



**Example:** 1- There is a cow in the farm.

2- \_\_\_\_\_

3- \_\_\_\_\_

4- \_\_\_\_\_

5- \_\_\_\_\_

6- \_\_\_\_\_



C- Look at the picture. Write complete sentences.  
Write 10 – 25 words.



**Example:** 1- There is a cow in the farm.

2- There is a donkey in the farm.

3- There is a goose in the farm.


4- There is a horse in the farm.

5- There is a goat in the farm.

6- There is a sheep in the farm.

- Look at the pictures below. Write 2- 6 words under each picture:

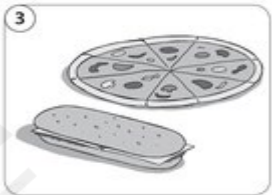
1- The horse is faster than the goose.




2- \_\_\_\_\_



3- \_\_\_\_\_



4- \_\_\_\_\_




5- \_\_\_\_\_



6- \_\_\_\_\_




7- \_\_\_\_\_



- Look at the pictures below. Write 2- 6 words under each picture:

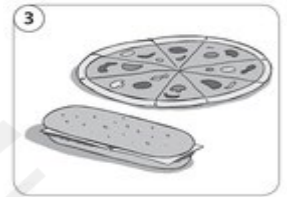
1- The horse is faster than the goose.




2- Rosey is taller than Billy.



3- The pizza is bigger than the sandwich.



4- The snake is quieter than the monkey.




5- The tiger is faster than the sheep.



6- The cat is smaller than the cow.



7- The giraffe is taller than the horse.



- Look at the pictures below. Write 2- 6 words under each picture:

1- They were kind.



2- \_\_\_\_\_



3- \_\_\_\_\_



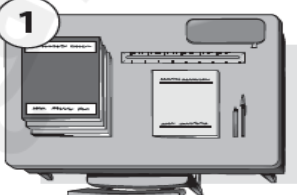
4- \_\_\_\_\_



5- \_\_\_\_\_



6- \_\_\_\_\_



7- \_\_\_\_\_





- Look at the pictures below. Write 2- 6 words under each picture:

1- They were kind.



2- They are wet. / They were wet. /  
They weren't dry.



3- He is dirty. / He was dirty. /  
He wasn't clean.



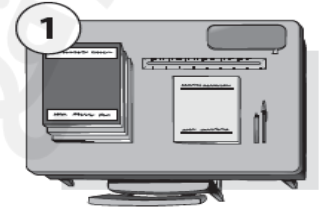
4- She is hot. / She was hot. /  
She wasn't cold.



5- It is loud. / It was loud. /  
It wasn't quiet.



6- It is tidy. / It was tidy. /  
It wasn't untidy.



7- It is untidy. / It was untidy. /  
It wasn't tidy.



# Models of Writing

## Examples:

2. Look at the pictures below and write sentences.

Write 2 - 6 words under each picture.

(0)



- 2- He is a police man.
- 3- My dad is a police man.

(0) He works in a police station.

(1)



- 1- They make a snowman.
- 2- They are happy.

(1) They \_\_\_\_\_.

(2)



- 1- They have a party.
- 2- They are happy.
- 3- They have a birthday party.

(2) They \_\_\_\_\_.

(3)



- 1- They go shopping.
- 2- They go to the shop.
- 3- They buy food.

(3) They \_\_\_\_\_.

(4)



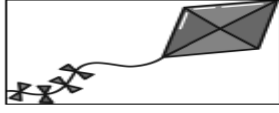
- 1- He can ice skate.
- 2- He can skate.
- 3- He goes ice skating.

(4) He \_\_\_\_\_.

# Models of Writing

Look at the picture and write the missing letter.

(9)



k i t e

(1)



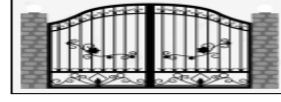
n i n e

(2)



s n a k e

(3)



g a t e

4



C a k e

