

العنوان 2023_2022 semester second 3 Grade english



تم تحميل هذا الملف من موقع المناهج البحرينية

موقع المناهج ⇨ المناهج البحرينية ⇨ الصف الثالث ⇨ لغة انجليزية ⇨ الفصل الثاني ⇨ ملفات متنوعة ⇨ الملف

تاريخ إضافة الملف على موقع المناهج: 2025-04-06 14:06:37

ملفات اكتب للمعلم اكتب للطالب ا اختبارات الكترونية ا اختبارات ا حلول ا عروض بوربوينت ا أوراق عمل
منهج انجليزي ا ملخصات وتقارير ا مذكرات وبنوك ا الامتحان النهائي للمدرس

المزيد من مادة
لغة انجليزية:

التواصل الاجتماعي بحسب الصف الثالث



صفحة المناهج
البحرينية على
فيسبوك

الرياضيات

اللغة الانجليزية

اللغة العربية

التربية الاسلامية

المواد على تلغرام

المزيد من الملفات بحسب الصف الثالث والمادة لغة انجليزية في الفصل الثاني

Grade 3 English_ Second Semester Summary Review

1

english Grade 3 seconde semester2024-2023

2

أهم الكلمات الواجب حفظها في اللغة الانجليزية

3

أسئلة امتحان نهاية الفصل

4



نموذج استماع اللغة الإنجليزية

5



Grade 3

Second Semester 2022-2023




Name












Differentiated
Instruction

Class



I promise to be a good student, learn English and follow these rules:

Virtual Classroom Rules		
 Be on time.	 Act like you're at school.	 Sit in 1 spot during class.
 Keep yourself muted.	 Turn on your video.	 Raise your hand to talk.
 Listen.	 No eating during class.	 HAVE FUN AND DO YOUR BEST!

© 2020 www.thekindergartenmorgasboard.com

Student name: _____

My SMART GOAL

I want to _____


by _____

so I will _____





to meet my goal.

Unit 5





What is the time ?	It is o'clock.	What's the time? 
What's the time?	It's o'clock.	It's seven o'clock.
get up brush my teeth have breakfast have lunch have dinner go to bed	at o'clock.	I go to bed at 8 o'clock. 

Let's watch a video!!!



Unit 5 - Reading to succeed

Aims: -To read words and sentences about the daily routine.

- 1- get up - have breakfast- go to bed - go to home- have dinner - go to school
- 2- What's the time? It's seven o'clock.
- 3- He gets up at five o'clock.
- 4- He has dinner at nine o'clock.
- 5- in the morning, in the afternoon, in the evening, at night.
- 6- smile, small, snow, snake, sky, skate, star, stairs.

In the morning, I get up at seven o'clock. I get dressed. I have breakfast cereal, bread and milk. Then I go to school at eight o'clock.



get up



have breakfast



go to school



go home



have dinner



go to bed



in the morning



in the afternoon



in the evening



at night



smile

small

sn

snow

snake

st

stairs

star

sk

sky

skates

Self assessment: How is my reading?



Excellent



Good



Developing

Unit (5) - What's the time?

Aim : To practice writing words about daily routine.

5



Level A

get up

have breakfast

go to school

go home

have dinner

go to bed

What's the time?

It's seven o'clock.

The

-Start with a capital letter



I see a dog.

-End with a full stop



like

-Write on the lines



The dog is

-Finger space



like

-Write left to right



like

-Correct spelling



Unit (5) - What's the time?

Aim : To practice writing sentences about daily

5



Level B

I get up in the morning.

He goes to school in the morning.

I go home in the afternoon.

He has lunch in the afternoon.

I have dinner in the evening.

I go to bed at night.

→ The -Start with a capital letter



I see a dog. → -End with a full stop



like -Write on the lines



The dog is -Finger space



like -Write left to right



✓ like -Correct spelling



Unit (5) - What's the time?

Aim : To practice writing sentences about daily

Level C

5

I can see the stars in the sky in the evening.

My mother has a small smile.

I can't skate on the stairs.

There is a snake on the snow.

→ The -Start with a capital letter

like -Write on the lines

like -Write left to right



I see a dog. → -End with a full stop

The dog is -Finger space

✓ like -Correct spelling



Unit (5) - Lesson 2

9

★ Complete the sentences with words from the box:

Aims: To read for specific information.
To write words and sentences correctly.

get up - go to bed - have dinner - go to school



.....

.....

.....

★ 2. Look at the table and complete the sentences:

	get up	have dinner	go to bed
Rosy			
Billy			

- Rosy gets up at seven o'clock
- Billy gets up at
- Rosy goes to bed at
- Billy has dinner at
- Rosy has dinner at

★ 3. Look at the picture and write a sentence:



I'm proud of you because of:

☐ Your good handwriting.

☐ Your correct answers.

☐ Using correct punctuation.

Good and it's time to:

☐ Correct spelling mistakes.

☐ Correct mistakes.

☐ Keep finger space between words.

☐ Use (., /, ?)

☐ Write neatly / on lines.

☐ Complete missing work.

/ / T.



Aims: To read for specific information.
To write words and sentences correctly.



1. Complete the sentences with words from

in the morning - in the afternoon - in the evening - at night

1- I get up



2- I go to bed



3- I go home



4. I have dinner



2. Look at the picture and complete the sentences:

1- I eat breakfast



2- I go home



3. Look at the picture and write a sentence use
(at night) and the time (o'clock):



I'm proud of you because of:

☐ Your good handwriting.

☐ Your correct answers.

☐ Using correct punctuation.

Good and it's time to:

☐ Correct spelling mistakes.

☐ Correct mistakes.

☐ Keep finger space between words.

☐ Use (., /, ?)

☐ Write neatly / on lines.

☐ Complete missing work.

/ / T.



Unit (5) - Lesson 4

11



1. Look at the box and complete the words:

Aims: To read for specific information.
To write words and sentences correctly.

sm - sk - sn - st



_ _ i l e



_ _ a t e s



_ _ o w



_ _ a r



2. Look at the picture and complete the



There are in the

Don't on the



3. Look at the picture and write a sentence use

(small) :



I'm proud of you because of:

☐ Your good handwriting.☐ Your correct answers.☐ Using correct punctuation.

Good and it's time to:

☐ Correct spelling mistakes.☐ Correct mistakes.☐ Keep finger space between words.☐ Use (. / , ?)☐ Write neatly / on lines.☐ Complete missing work.

/ / T.



Reading- My day**Aims:** To read for specific information.

My name is Fatima. I get up at six o'clock in the morning. Then I have breakfast. I go to school at eight o'clock. In the afternoon, I go home at five o'clock and I do my homework in the living room. I have dinner at seven o'clock in the evening, and I go to bed at ten o'clock at night.

★ 1. Read and put (T) for true sentences and (F) for false sentences:

- 1- The girl's name is Mona. ()
- 2- Fatima gets up at seven o'clock in the morning. ()
- 3- Fatima does her homework in the afternoon. ()
- 4- Fatima goes to school at eight o'clock in the evening. ()

5

★ 2. Read and answer the questions:

1- When does Fatima go home?

2- Where does Fatima do her homework?

3- What does Fatima do in the evening?

I'm proud of you because of:

☐ Your good handwriting.

☐ Your correct answers.

☐ Using correct punctuation.

Good and it's time to:

☐ Correct spelling mistakes.

☐ Correct mistakes.

☐ Keep finger space between words.

☐ Use (. , / ?)

☐ Write neatly / on lines.

☐ Complete missing work.

/ / T.

Unit (5) - Lesson 6

13

Aims: To write a paragraph about daily routines.

- Read about Ahmed's daily routine.

Hi, my name is Ali. I'm 10. Every day I get up at 5:00 in the morning. Next, I have breakfast at 6:00. Then, I go to school at 7:00. After that, I go home at 2:00. Then I do my homework in the afternoon. After that, I have dinner at 6:00. Finally, I go to bed at night.

- Now, write about your daily routine:

Get up



Eat breakfast



Go to school



Play with my friends



☐ 😊 Good try and to be much better

use CAPITALS

use (. / ,)

write neatly

correct the mistakes

complete the missing

write full sentence

Unit (5) - Lesson 6

Aims: To write a paragraph about daily routines.

- Now, write about daily routine:



- Write your name and age.
- What do you do in the morning, and the time. (use o'clock)
- What do you do in the afternoon, and the time. (use o'clock)
- What do you do in the evening, and the time. (use o'clock)

2023 2024

.....

.....

.....

.....

.....

.....

☐ 😊 Good try and to be much better

use CAPITALS	use (. / ,)	write neatly
correct the mistakes	complete the missing	write full sentence

Unit 5 - Extra
Activity

Glue your
paper here.

I'm proud of you because of:

☐ Your good handwriting.

☐ Your correct answers.

☐ Using correct punctuation.

Good and it's time to:

☐ Correct spelling mistakes.

☐ Correct mistakes.

☐ Keep finger space between words.

☐ Use (. /,/?)

☐ Write neatly / on lines.

☐ Complete missing work.

/

/

T.

Unit 5 - Project

Glue your
project here.

Unit 6

Where does she work?





Where does
work?

Does work
in a?

..... works in a
..... .

Yes, does.
No, doesn't.

Where does she work?
She works in a hospital.



Does he work in a
hospital?
No, he doesn't.



Let's watch a video!!!



Unit 6 - Reading to succeed**Aims:** -To read words and sentences about occupations.

1. hospital- school- airport- police station- fire station- shop
2. Where does she work? She works in a hospital.
3. Does he work in a shop? Yes, he does / No, he doesn't.
4. My mum works in an airport.
5. station, zoo, supermarket, bank, garage
lake, gate, face, plane

In the morning, my mum goes to work. She works in a hospital. She is a nurse. In the evening, my dad goes to work. He works in an airport. He's a pilot. I want to be a pilot too!



hospital



school



airport

police
stationfire
station

shop



station



zoo



supermarket



bank



garage

lake



gate



face



plane

**Self assessment:** How is my reading?

Excellent



Good



Developing

Unit (6) - Where does she work?

Aim : To practice writing words about occupations.

★ Level A

5

hospital

school

airport

police station

fire station

shop

where does he work?

He works in a shop.

Where does she work?

She works in a hospital.

→ The -Start with a capital letter



I see a dog. → -End with a full stop



like -Write on the lines



The dog is -Finger space



like -Write left to right



✓ like -Correct spelling



Unit (6) - Where does she work?

Aim : To practice writing sentences about occupations.

Level B

5

where does he work?

He works in a police stations.

Does he work in a fire station?

Yes, he does.

Does your brother work in an airport?

No, he doesn't.

My mum works in an airport.

→ The -Start with a capital letter



I see a dog. → -End with a full stop



like -Write on the lines



The dog is -Finger space



like -Write left to right



✓ like -Correct spelling



Unit (6) - Where does she work?

Aim : To practice writing sentences about occupations.

Level C

5

They work in a station.

My brother works in a bank.

The gate is near the lake.

There are plans in the airport.

A smile on my face.

The -Start with a capital letter

I see a dog. -End with a full stop

like -Write on the lines


The dog is -Finger space


like -Write left to right

like -Correct spelling


Unit (6) - Lesson 2

23

Aims: To read for specific information.
To write words and sentences correctly.



Complete the sentences with words from the

school- airport- police station- fire station



.....

.....

.....



2. Look at the box and complete the sentences:

Hospital - school - fire station - shop

1- He works in a

2- She works in

3- He works



3. Look at the picture and write a sentence use
(He / She)

.....
.....



I'm proud of you because of:

☐ Your good handwriting.

☐ Your correct answers.

☐ Using correct punctuation.

Good and it's time to:

☐ Correct spelling mistakes.

☐ Correct mistakes.

☐ Keep finger space between words.

☐ Use (. , / ?)

☐ Write neatly / on lines.

☐ Complete missing work.

/ / T.



Aims: To read for specific information.
To write words and sentences correctly.



1. Read and complete the sentences:

1- Where he work ?

- He in a

2- does she work ?

- works in




2. Look at the picture and write a question:

1- Q: Does ?

2- Q:

3- Q:



3. Look at the picture and write a question and sentence use (**works**):

Q:

A:

I'm proud of you because of:

☐ Your good handwriting.

☐ Your correct answers.

☐ Using correct punctuation.

Good and it's time to:

☐ Correct spelling mistakes.

☐ Correct mistakes.

☐ Keep finger space between words.

☐ Use (. , / ?)

☐ Write neatly / on lines.

☐ Complete missing work.

/ / T.



Unit (6) - Lesson 4

25

Aims: To read for specific information.
To write sentences correctly.



1. Read and write the missing letters:



5

_ a _ e

_ a _ e

_ a _ e

_ _ a _ e



2. Look at the picture and complete the sentence:




There are in the

There's a near the



3. Look at the picture and write a sentence :

.....
.....

**I'm proud of you because of:**☐ Your good handwriting.☐ Your correct answers.☐ Using correct punctuation.**Good and it's time to:**☐ Correct spelling mistakes.☐ Correct mistakes.☐ Keep finger space between words.☐ Use (. , / ?)☐ Write neatly / on lines.☐ Complete missing work.

/ / T.



Reading- My day

My name is Peter. My dad works in a bank. Every day, he gets up at five o'clock in the morning. He puts on a blue shirt, black trousers and a tie. He has breakfast with us. Then he goes to work by car. In his office, my dad has got a big table. There is a computer on his table. He goes home at 4 o'clock and we all have dinner together at seven o'clock in the evening.



1. Read and put (T) for true sentences and (F) for false sentences:

5- The computer is on the table. ()

6- Dad goes to work by bus. ()

7- The family has lunch at four o'clock. ()



2. Read and answer the questions:

1. Where does Peter's dad work?

2. When does he get up?

3. Where does he go at 4 o'clock?

I'm proud of you because of:

☐ Your good handwriting.

☐ Your correct answers.

☐ Using correct punctuation.

Good and it's time to:

☐ Correct spelling mistakes.

☐ Correct mistakes.

☐ Keep finger space between words.

☐ Use (. / , ?)

☐ Write neatly / on lines.

☐ Complete missing work.

/ / T.

Aims: To write a paragraph about occupations.

- Read about Fahad's occupation.

Hi, My name is Fahad. This is my family. My dad is a policeman. He works in a police station. He gets up at 8:00 o'clock every day. My mum works at school. She is a teacher. She goes to work at 6:00 in the morning. My grandma doesn't work. When I grow up, I'd like to be a doctor.

- Now, write about your work:

- *What your name is.
- *What is your father/mother/brother/.....
- * Where he /she works
- *When he gets up / goes to work
- *Who doesn't work
- *What you would like to be when you grow up.

2023 2024

.....

.....

.....

.....

.....

.....

.....

☐ 😊 Good try and to be much better

use CAPITALS	use (. / ,)	write neatly
correct the mistakes	complete the missing	write full sentence

Date: _____

Unit 6 - Extra Activity

Glue your
paper here.

I'm proud of you because of:

☐ Your good handwriting.

☐ Your correct answers.

☐ Using correct punctuation.

Good and it's time to:

☐ Correct spelling mistakes.

☐ Correct mistakes.

☐ Keep finger space between words.

☐ Use (. /,/?)

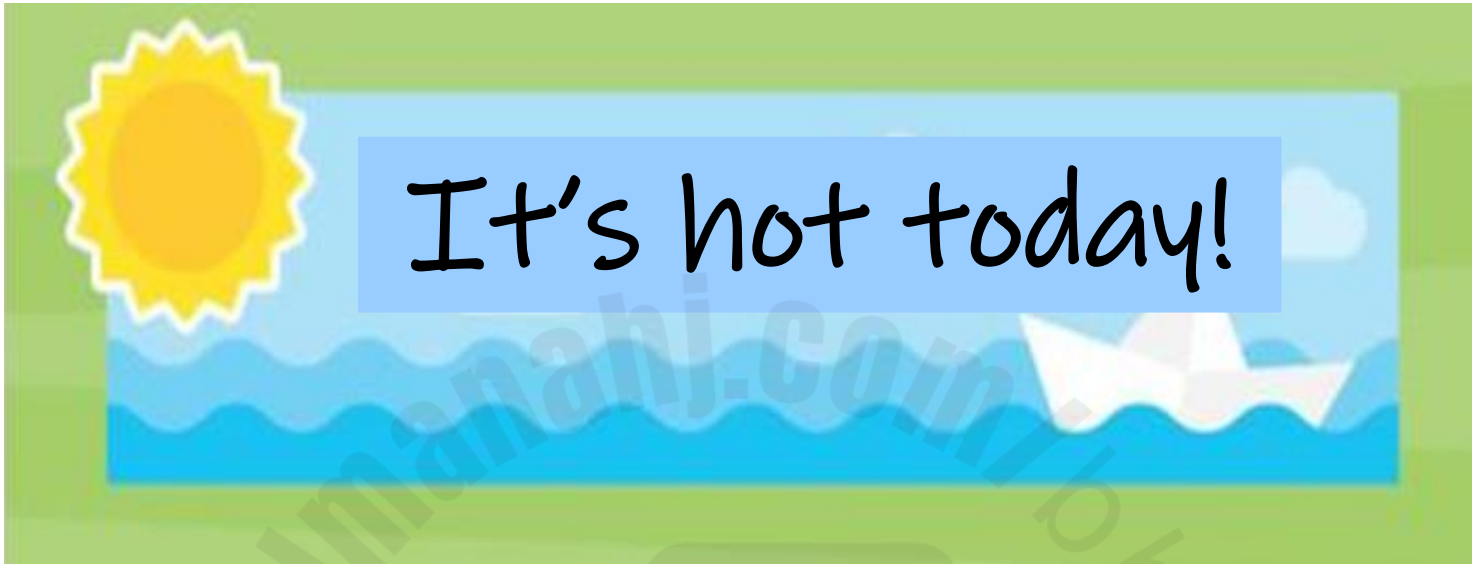
☐ Write neatly / on lines.

☐ Complete missing work.

/ / T.

Unit 6 - Project

Glue your
project here.





What is the weather
like?

It is

What's the weather
like?

What's the weather
like?

It's

It's windy.

Put on

Do not put on your
shoes.

Don't put on

Do not put on

Put on your hat.

Let's watch a video!!!



Unit 7 - Reading to succeed**Aims:** -To read words and sentences about the weather.

7- raining- windy- hot- cold- snowing-sunny

8- What's the weather like? It's cold.

9- It's hot. Put on your sun hat.

10-It's snowing. Don't put on your shorts.

11- Fly a kite, make a snowman, wear coat, go outside, go ice skating

12-bike, kite, nine, white, line

It's six o'clock in the morning. Here is the weather news.
It's very cold outside. Wear warm coat and hats.

**Self assessment:** How is my reading?

Excellent



Good



Developing

Unit (7) - It's hot today!

Aim : To practice writing words about the weather.

★ Level A

5

raining

windy

hot

cold

snowing

What's the weather?

It's hot. Put on a hat.

What's the weather?

It's cold. Don't put on shorts.

→ The -Start with a capital letter



I see a dog. → -End with a full stop



like -Write on the lines



The dog is -Finger space



like -Write left to right



✓ like -Correct spelling



Unit (7) - It's hot today!

Aim : To practice writing words about the weather.Level **B**

5

I like ice skating.

Let's us make a snowman.

It's cold. Let's wear our coats.

It's hot. Let's go outside and play.

It's windy. Let's fly a kite.

The -Start with a capital letter

like -Write on the lines

like -Write left to right

I see a dog. -End with a full stop


The dog is -Finger space

like -Correct spelling

Unit (7) - It's hot today!

Aim : To practice writing words about the weather.

Level C

5

I have got a new bike.

I can fly a kite.

I am nine years old.

The snow is white.

We have to wait in line.

The -Start with a capital letter

like -Write on the lines

like -Write left to right

I see a dog. -End with a full stop

The dog is -Finger space

like -Correct spelling


Unit (7) - Lesson 2

36

Aims: To read for specific information.
To write words and sentences correctly.

★ Complete the sentences with words from the box:

cold - sunny - hot - raining

5

6. It's Put on your coat.
7. It's Put on your sun hat.
8. It's Don't put on your coat.

★ 2. Look at the picture and complete the sentences:

It's

Don't



coat

It's

Put



cold

★ 3. Look at the picture and write a sentence:

.....

.....



rain

coat

I'm proud of you because of:

☐ Your good handwriting.

☐ Your correct answers.

☐ Using correct punctuation.

Good and it's time to:

☐ Correct spelling mistakes.

☐ Correct mistakes.

☐ Keep finger space between words.

☐ Use (. / , ?)

☐ Write neatly / on lines.

☐ Complete missing work.

/ / T.



Aims: To read for specific information. To write words and sentences correctly.

★ 1. Complete the sentences with words from the box:

make a snowman - wear a coat - fly - snowing - raining

1-When it's windy, we _____ a kite .



2-When it's cold, we _____



3- When it's _____, we _____



★★ 2.Look at the picture and re-order the sentences:

1- I - bike. - can - ride - a

.....

2- years - old. - I - nine - am

.....

★★★ 3. Look at the picture and write a sentence:



go ice skating

I'm proud of you because of:

☐ Your good handwriting.

☐ Your correct answers.

☐ Using correct punctuation.

Good and it's time to:

☐ Correct spelling mistakes.

☐ Correct mistakes.

☐ Keep finger space between words.

☐ Use (. , / ?)

☐ Write neatly / on lines.

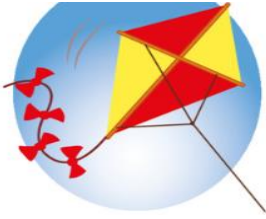
☐ Complete missing work.

/ / T.



Aims: To read for specific information. To write words and sentences correctly.

★ 1. Look at the box and complete the words:



_ i _ e



_ _ i _ e



_ i _ e

★ 2. Look at the picture and re-order the sentences:

1- I - bike. - can - ride - a

2- years - old. - I - nine - am

★★★ 3. Look at the picture and write a sentence use (white) :



I'm proud of you because of:

☐ Your good handwriting.

☐ Your correct answers.

☐ Using correct punctuation.

Good and it's time to:

☐ Correct spelling mistakes.

☐ Correct mistakes.

☐ Keep finger space between words.

☐ Use (. , / ?)

☐ Write neatly / on lines.

☐ Complete missing work.

/ / T.



Reading- My day**Aims:** To read for specific information.

Hello, my name is Max. I'm six years old. I have two brothers and one sister. I live in a house near the lake and every morning we take a walk.

My father is a teacher, he teaches maths, and my mother is a doctor at a big hospital. My brothers are in grade 10 and 12 and my sister is in 6th grade. My oldest brother wants to be a vet when he grows up. My grandmother also lives with us. She came from Italy when I was two years old. She cooks the best food!

We do lots of things together. My brothers and I like to go skateboarding after school. My sister likes to cook with my grandmother. On the weekends we go shopping in the mall with my cousin. We always have a good time. I love my family very much.



1. Read and put (T) for true sentences and (F) for false sentences:

0- Max has ----- brothers.

A- two B- one C- six

1- Mother is a ----- .

A- teacher B- vet C- doctor

2- My ----- is in grade 6.

A- brother B- sister C- cousin

3- My sister likes to -----.

A- cook B- skateboard C- go shopping.



2. Read and answer the questions:

1. What does Max like to do on the weekends?

2. Who wants to be a vet?

I'm proud of you because of:

☐ Your good handwriting.

☐ Your correct answers.

☐ Using correct punctuation.

Good and it's time to:

☐ Correct spelling mistakes.

☐ Correct mistakes.

☐ Keep finger space between words.

☐ Use (. , / ?)

☐ Write neatly / on lines.

☐ Complete missing work.

/ / T.

Aims: To write a paragraph about daily routines.

- Write a short story.

- Your name.
- Age.
- What's your favourite weather?
- What can you wear?
- What activities can you do?

Handwriting practice area with dotted lines for writing. A large watermark "Almanahj.com" is visible across the page.

☐ 😊 Good try and to be much better

use CAPITALS	use (. / ,)	write neatly
correct the mistakes	complete the missing	write full sentence

Unit 5 - Extra
Activity

Glue your
paper here.

I'm proud of you because of:

☐ Your good handwriting.

☐ Your correct answers.

☐ Using correct punctuation.

Good and it's time to:

☐ Correct spelling mistakes.

☐ Correct mistakes.

☐ Keep finger space between words.

☐ Use (. /,/?)

☐ Write neatly / on lines.

☐ Complete missing work.


/ / T.

Unit 7 - Value


Aims: - The value of taking care of the weather.

Unit 7 Values Let's look after our world







1 Look and draw  or .



2 Draw.



Keep it up!  Like

<input type="checkbox"/>	 Very good answers
<input type="checkbox"/>	  Excellent answers
<input type="checkbox"/>	   Excellent & Neat

Unit 7 - Project

Glue your
project here.

Unit 7

It's hot today!





What is the weather like?	It is	What's the weather like?
What's the weather like?	It's	It's windy.
	Put on	Do not put on your shoes.
	Don't put on	Put on your hat.
	Do not put on	

Let's watch a video!!!



13-raining- windy- hot- cold- snowing-sunny

14- What's the weather like? It's cold.

15-It's hot. Put on your sun hat.

16-It's snowing. Don't put on your shorts.

17- Fly a kite, make a snowman, wear coat, go outside, go ice skating

18-bike, kite, nine, white, line

It's six o'clock in the morning. Here is the weather news.
It's very cold outside. Wear warm coat and hats.



raining



windy



hot



cold



snowing



sunny



fly a kite



make a snowman



wear coats



go outside



go ice skating



bike



kite



nine



white



line

Self assessment: How is my reading?



Excellent



Good



Developing

Unit (7) - It's hot today!

47

Aim : To practice writing words about the weather.

★ Level A

5

raining

windy

hot

cold

snowing

What's the weather?

It's hot. Put on a hat.

What's the weather?

It's cold. Don't put on shorts.

→ The -Start with a capital letter

like -Write on the lines

like -Write left to right



I see a dog. → -End with a full stop

The dog is -Finger space

✓ like -Correct spelling



47

Aim : To practice writing words about the weather.



Level **B**

5

I like ice skating.

Let's us make a snowman.

It's cold. Let's wear our coats.

It's hot. Let's go outside and play.

It's windy. Let's fly a kite.

→ The -Start with a capital letter

like -Write on the lines

like -Write left to right



I see a dog. → -End with a full stop

The dog is -Finger space

✓ like -Correct spelling



Aim : To practice writing words about the weather.



Level C

5

I have got a new bike.

I can fly a kite.

I am nine years old.

The snow is white.

We have to wait in line.

→ The -Start with a capital letter

like -Write on the lines

like -Write left to right



I see a dog. → -End with a full stop



The dog is -Finger space



✓ like -Correct spelling



Unit (7) - Lesson 2

50

Aims: To read for specific information.
To write words and sentences correctly.

★ Complete the sentences with words from the box:

cold - sunny - hot - raining

9. It's Put on your coat.
10. It's Put on your sun hat.
11. It's Don't put on your coat.

★ 2. Look at the picture and complete the sentences:

It's

Don't



coat

It's

Put



cold

★ 3. Look at the picture and write a sentence:

.....
.....



rain

coat

I'm proud of you because of:

☐ Your good handwriting.

☐ Your correct answers.

☐ Using correct punctuation.

Good and it's time to:

☐ Correct spelling mistakes.

☐ Correct mistakes.

☐ Keep finger space between words.

☐ Use (. / , ?)

☐ Write neatly / on lines.

☐ Complete missing work.

/ / T.



Unit (5) - Lesson 3

51

Aims: To read for specific information.
To write words and sentences correctly.

★ 1. Complete the sentences with words from the box:

make a snowman - wear a coat - fly - snowing - raining

1-When it's windy, we _____ a kite .



2-When it's cold, we _____



3- When it's _____, we _____



★★ 2.Look at the picture and re-order the sentences:

1- I - bike. - can - ride - a

.....

2- years - old. - I - nine - am

.....

★★★ 3. Look at the picture and write a sentence:



go ice skating

I'm proud of you because of:

☐ Your good handwriting.

☐ Your correct answers.

☐ Using correct punctuation.

Good and it's time to:

☐ Correct spelling mistakes.

☐ Correct mistakes.

☐ Keep finger space between words.

☐ Use (. , / ?)

☐ Write neatly / on lines.

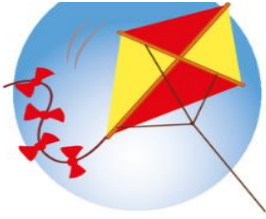
☐ Complete missing work.

/ / T.



Aims: To read for specific information. To write words and sentences correctly.

★ 1. Look at the box and complete the words:



_ i _ e



_ _ i _ e



_ i _ e

★ 2. Look at the picture and re-order the sentences:

1- I - bike. - can - ride - a

2- years - old. - I - nine - am

★★★ 3. Look at the picture and write a sentence use (white) :



I'm proud of you because of:

☐ Your good handwriting.

☐ Your correct answers.

☐ Using correct punctuation.

Good and it's time to:

☐ Correct spelling mistakes.

☐ Correct mistakes.

☐ Keep finger space between words.

☐ Use (. , / ?)

☐ Write neatly / on lines.

☐ Complete missing work.

/ / T.



Reading- My day

Hello, my name is Max. I'm six years old. I have two brothers and one sister. I live in a house near the lake and every morning we take a walk.

My father is a teacher, he teaches maths, and my mother is a doctor at a big hospital. My brothers are in grade 10 and 12 and my sister is in 6th grade. My oldest brother wants to be a vet when he grows up. My grandmother also lives with us. She came from Italy when I was two years old. She cooks the best food!

We do lots of things together. My brothers and I like to go skateboarding after school. My sister likes to cook with my grandmother. On the weekends we go shopping in the mall with my cousin. We always have a good time. I love my family very much.



1. Read and put (T) for true sentences and (F) for false sentences:

1- Max has ----- brothers.

B- two B-one C- six

4- Mother is a ----- .

A-teacher B-vet c-doctor

5- My ----- is in grade 6.

B- brother B- sister c-cousin

6- My sister likes to -----.

B- cook B-skateboard C-go shopping.



2. Read and answer the questions:

1. What does Max like to do on the weekends?

2. Who wants to be a vet?

I'm proud of you because of:

☐ Your good handwriting.

☐ Your correct answers.

☐ Using correct punctuation.

Good and it's time to:

☐ Correct spelling mistakes.

☐ Correct mistakes.

☐ Keep finger space between words.

☐ Use (. /, /?)

☐ Write neatly / on lines.

☐ Complete missing work.

/ / T.

Unit (7) - Lesson 6

54

Aims: To write a paragraph about daily routines.

- Write a short story.

- Your name.
- Age.
- What's your favourite weather?
- What can you wear?
- What activities can you do?

Handwriting practice area with dotted lines for writing. A large watermark "Almanahj.com/bn" is visible across the page.

☐ 😊 Good try and to be much better

use CAPITALS	use (. / ,)	write neatly
correct the mistakes	complete the missing	write full sentence

**Unit 5 - Extra
Activity**

Glue your
paper here.

I'm proud of you because of:

☐ Your good handwriting.

☐ Your correct answers.

☐ Using correct punctuation.

Good and it's time to:

☐ Correct spelling mistakes.

☐ Correct mistakes.

☐ Keep finger space between words.

☐ Use (. /,/?)

☐ Write neatly / on lines.

☐ Complete missing work.

/ / T.

Unit 7 - Project



Unit 8





bigger than

The cow is bigger than the cat.

Smaller than

The goose is smaller than the goat.


2025

2024

المناهج
المناهج
المناهج

- 1- cow, goat, horse, sheep, donkey, goose
- 2- This cow is **bigger** than that cow.
- 3- The goat is **smaller** than the horse.
- 4- The horse is **faster** than the sheep.
- 5- The hen is **loud**.
- 6- nose, rope, stone, bone, home, quiet.

I go to a farm every day. In the farm, there are cows and sheep. My favourite animals are the horses. They are faster than the goats.



cow




goat



horse



sheep



donkey




goose



loud



quiet



fast



slow

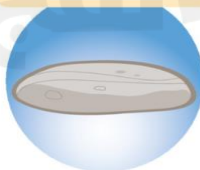
nose



rope



stone



bone



home



Self assessment: How is my reading?



Excellent



Good



Developing

Unit (8) - Look at all the animals.

60

Date: _____

Aim : To practice writing words about animals.

★ Level A

5

cow

cow

goat

goat

horse

horse

sheep

sheep

donkey

donkey

goose

goose

These are cows.

Those are sheep.

The

-Start with a capital letter



I see a dog.

-End with a full stop



like

-Write on the lines



The dog is

-Finger space



like

-Write left to right



like

-Correct spelling



60

Unit (8) - Look at all the animals.

61

Aim : To practice writing words about animals.

5



Level B

The cow is bigger than that goat.

The goat is smaller than the sheep.

The horse is bigger than the donkey.

The chicken is smaller than the goose.

The sheep is bigger than the goose.

→ The -Start with a capital letter

like -Write on the lines

like -Write left to right



I see a dog. → -End with a full stop

The dog is -Finger space

✓ like -Correct spelling



61

Unit (8) - Look at all the animals.

62

Date: _____

Aim : To practice writing words about animals.



Level C

5

loud / quiet

fast / slow

I have a big nose.

I can play with ropes and stones.

My dog has a big bone.

I go home in the afternoon.

→ The -Start with a capital letter



I see a dog. → -End with a full stop



like -Write on the lines



The dog is -Finger space



like -Write left to right



✓ like -Correct spelling



62

Unit (8) - Lesson 2

63


Aims: To read for specific information.
To write words and sentences correctly.

★ Complete the sentences with words from the box:


cow - goat - horse - sheep



.....




.....




.....

★ ★ 2. Look at the picture and complete the sentences:


taller - bigger - smaller - shorter




The cow is
..... than
the sheep.



The boy is
..... than
the girl.




The goat is
.....
the horse.



The girl is
..... the boy.

★ ★ ★ 3. Look at the picture and write a sentence:



tall - small

I'm proud of you because of:

☐ Your good handwriting.

☐ Your correct answers.

☐ Using correct punctuation.

Good and it's time to:

☐ Correct spelling mistakes.

☐ Correct mistakes.

☐ Keep finger space between words.

☐ Use (. / , ?)

☐ Write neatly / on lines.

☐ Complete missing work.




/ / T.

Unit (8) - Lesson 3

64

Aims: To read for specific information.
To write words and sentences correctly.

★ 1. Look at the picture and circle and write the correct answer:




1-The monkey is _____ than the snake. (louder/quieter)

2-The tiger is _____ than the sheep. (slower/faster)

3- The cat is _____ than the cow. (bigger/smaller)

★ ★ 2. Look at the picture and complete the sentences:


1. The cow _____



big - small

2. The sheep _____

3. The horse _____



fast - slow

4. The goat _____

★ ★ ★ 3. Look at the picture and write a sentence:



loud

I'm proud of you because of:

☐ Your good handwriting.

☐ Your correct answers.

☐ Using correct punctuation.

Good and it's time to:

☐ Correct spelling mistakes.

☐ Correct mistakes.

☐ Keep finger space between words.

☐ Use (. / , ?)

☐ Write neatly / on lines.

☐ Complete missing work.

/ / T.

Unit (8) - Lesson 4

65

Aims: To read for specific information.
To write words and sentences correctly.

★ 1. Look at the box and complete the words:



_ o _ e



_ o _ e



_ o _ e

★ ★ 2. Look at the picture and re-order the sentences:

This is my, it's made of



Use, it's made of



★ ★ ★ 3. Look at the picture and write a sentence use:



nose

I'm proud of you because of:

☐ Your good handwriting.

☐ Your correct answers.

☐ Using correct punctuation.

Good and it's time to:

☐ Correct spelling mistakes.

☐ Correct mistakes.

☐ Keep finger space between words.

☐ Use (. / , ?)

☐ Write neatly / on lines.


☐ Complete missing work.

/ / T.

Aims: To read for specific information.**Reading- My day**

On Friday, in the morning ,I go with my family to the farm.
 There are a lot of (0) animals .The _____ (1) has got a bone. There is a black and white (2) _____.It is (3) _____ than the sheep, The (4) _____ is faster than the goat . At 12 o'clock we go (5) _____. I like going to the farm.

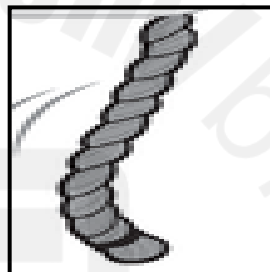
★ Read and choose the correct answer:




dog




wing



rope





cow



bigger



home

~~animals~~

horse

I'm proud of you because of:☐ Your good handwriting.☐ Your correct answers.☐ Using correct punctuation.**Good and it's time to:**☐ Correct spelling mistakes.☐ Correct mistakes.☐ Keep finger space between words.☐ Use (. , / ?)☐ Write neatly / on lines.☐ Complete missing work.

/ / T.

Unit (8) - Lesson 6

Aims: To write a paragraph about animals.**- Write a short paragraph.**

*your name.

* Age.

*What is your favourite animal?

*describe the animal using (.....er than)

Almanahj.com/bh

2025 2024

المنهج

☐ 😊 Good try and to be much better

use CAPITALS	use (. / ,)	write neatly
correct the mistakes	complete the missing	write full sentence

Unit 8 - Extra
Activity







Glue your
paper here.

2025

2024

موقع المناهج التعليمية

Keep it up!  Like

<input type="checkbox"/>	 Very good answers
<input type="checkbox"/>	  Excellent answers
<input type="checkbox"/>	   Excellent & Neat

Unit 9



Unit (9) - Grammar



Was / were

Affirmative		Negative	
I was		I wasn't	(I was not)
You were		You weren't	(You were not)
He, she, it was		He she, it wasn't	(He, she, it was not)
We were		We weren't	(We were not)
You were		You weren't	(You were not)
They were		They weren't	(They were not)
Interrogative		Short answers	
Was I?		No, I wasn't	Yes, I was
Were you?		No, you weren't	Yes, You were
Was he, she, it?		No, he she, it wasn't	Yes, He, she, it was
Were we?		No, we weren't	Yes, we were
Were you?		No, you weren't	Yes, you were
Were they?		No, They weren't	Yes, they were

Unit (9) - Lesson 1

72

1 Look and circle.

fridge / photo

dry / wet



kind / fridge



naughty / wet

2 Read and match.

1 He was naughty.

2 She was kind.

3 They weren't wet.

4 She wasn't cold.



3 Order the letters.



y d t i

tidy

t d i n y u



r l o f o

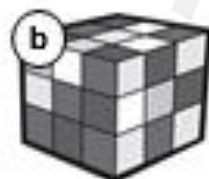


b h i s r u b



r d i y t

4 Look and match.



1 cube	<u>b</u>
2 flute	—
3 tube	—
4 June	—

Unit (9) - Lesson 2

73

1 Order the words.

1 naughty / . / was / He

He was naughty.

3 . / wet / were / You

5 weren't / wet / They / .

2 was / She / . / kind

4 I / . / tired / was

6 cold / She / . / wasn't

2 Look and write. Use was, wasn't, were and weren't.

kind naughty hot dry

They were kind.**3 Answer the questions for you.**

1 Were you cold yesterday?

2 Were you kind yesterday?

3 Were you happy yesterday?

I'm proud of you because of:☐ Your good handwriting.☐ Your correct answers.☐ Using correct punctuation.**Good and it's time to:**☐ Correct spelling mistakes.☐ Correct mistakes.☐ Keep finger space between words.☐ Use (. / , ?)☐ Write neatly / on lines.☐ Complete missing work.

/ / T.

The animals' meeting

The animals have a meeting about what they can do to make the farm quiet and help Old MacDonald. What do all the animals say they can do? Complete the dialogue.

The horse: Hello, everyone. What can we do to solve the problem of noise on the farm?

The cow: We can moo quietly.

Everyone: Good idea.

The sheep: _____

Everyone: _____

The dog: _____

Everyone: _____

The cockerel: _____

Everyone: _____

The hen: _____

Everyone: _____

The next day

Old MacDonald: _____

☐ 😊 Good try and to be much better

use CAPITALS	use (. / ,)	write neatly
correct the mistakes	complete the missing	write full sentence