

## نموذج الإجابة لنصوص الاستماع



### تم تحميل هذا الملف من موقع مناهج مملكة البحرين

موقع المناهج ← مناهج مملكة البحرين ← الصف الثالث ← لغة انجليزية ← الفصل الثاني ← ملفات متنوعة ← الملف

تاريخ إضافة الملف على موقع المناهج: 18:56:01 2025-05-11

ملفات اكتب للمعلم اكتب للطالب ا اختبارات الكترونية ا اختبارات ا حلول ا عروض بوربوينت ا أوراق عمل  
منهج انجليزي ا ملخصات وتقارير ا مذكرات وبنوك ا الامتحان النهائي للمدرس

المزيد من مادة  
لغة انجليزية:

### التواصل الاجتماعي بحسب الصف الثالث



صفحة مناهج مملكة  
البحرين على  
فيسبوك

الرياضيات

اللغة الانجليزية

اللغة العربية

التربية الاسلامية

المواد على تلغرام

### المزيد من الملفات بحسب الصف الثالث والمادة لغة انجليزية في الفصل الثاني

نموذج إجابة لامتحان نهاية الفصل

1

نموذج الإجابة لامتحان نهاية الفصل الثاني

2

أنشطة متنوعة لاختبارات نهائية 2

3

أنشطة متنوعة لاختبارات نهائية 2

4

أنشطة متنوعة لاختبارات نهائية


5

**Part 3: Listening****(30 MARKS)****1. Listen and circle A, B, or C.**

Question No.	Answer
1	A
2	C
3	C
4	B
5	C

**NOTE:**


No marks are awarded if the student circles more than one option for the same item.

**(5 X 2 marks each = 10 marks)****2. Listen and number 1-5.****(5 X 2 marks each = 10 marks)**


1



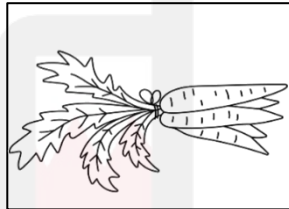
4



0



3



2



5

**3. Listen and tick (✓) the correct answer.**

Question No.	Answer
1	Yes
2	No
3	No
4	No
5	Yes

**NOTE:**

No marks are awarded if the student ticks both options for the same item.

**(5 X 2 marks each = 10 marks)**

KINGDOM OF BAHRAIN  
MINISTRY OF EDUCATION  
DIRECTORATE OF EXAMINATIONS/ EXAMINATIONS SECTION  
THIRD PRIMARY EXAMINATION

END-OF-SECOND SEMESTER EXAM 2022/2023

COURSE NAME: ENGLISH LANGUAGE

LISTENING SCRIPT

نص الاستماع - للمعلم فقط

"This is the Kingdom of Bahrain Grade Three 2022/2023 End-of-Second Semester Listening Exam in the English Language. There are three questions in this exam. You will hear each recording twice. At the beginning of each recording you will hear this sound (beep). For each question of the exam there will be time for you to look at the questions and time for you to check your answers. Write your answers on the question paper. Please get ready because the exam is about to start."

[Pause 10 seconds]

**Part 1**

**Questions 1 – 5**

You will hear five short recordings. For each recording there is a question and three pictures A, B and C. Circle the correct letter.

[Pause 3 seconds]

**Before we start, here is an example.**

[Pause 5 seconds]

(beep)

**Sam:** Mum, I'm very hungry.

**Mum:** Would you like to have chicken or pizza?

**Sam:** I'd rather have a cheese sandwich, please.

**Mum:** Sure, I'll make you one.

[Pause 3 seconds]

Sam wants to have a cheese sandwich, so there is a circle around the letter (C) in the example.

[Pause 3 seconds]

You now have 1 minute to look at Questions 1.

[Pause 1 minute]

Now we are ready to start. Listen carefully.

[Pause 3 seconds]

(beep)

Question 1: Where does Ali's dad work?

\*

Ali: My dad works late sometimes.

Emma: Does he work at a school or maybe at a fire station?

Ali: No, he's a doctor. He works at a hospital.

Emma: That's great.

\*\*

[Pause 3 seconds]

Now listen again. Repeat from \* to \*\*

[Pause 2 seconds]

Now you have **30** seconds to check your answers.

[Pause 30 seconds]

(beep)

Question 2: Where is the cat?

[Pause 5 seconds]

\*

Hana: Where's the cat, Dad? It's not under the table!

Dad: It's on the chair next to the cupboard.

Hana: Thanks Dad.

\*\*

Now listen again. Repeat from \* to \*\*

[Pause 2 seconds]

Now you have **30** seconds to check your answers.

[Pause 30 seconds]

(beep)

### Question 3: What does Ali want?

[Pause 5 seconds]

\*

**Ali:** Can I have three balloons, please?

**Lady:** Sure, would you like anything else?

**Ali:** No, thank you.

**Lady:** Here you are.

\*\*

**Now listen again. Repeat from \* to \*\***

[Pause 2 seconds]

Now you have **30 seconds** to check your answers.

[Pause 30 seconds]

(beep)

### Question 4: How's the weather today?

[Pause 5 seconds]

\*

**Mum:** Don't forget to put on your hat, Rashid. It is sunny today.

**Rashid:** Ok. Mum, I will put on my hat.

\*\*

**Now listen again. Repeat from \* to \*\***

[Pause 2 seconds]

Now you have **30 seconds** to check your answers.

[Pause 30 seconds]

(beep)

### Question 5: Where's the family going?

[Pause 5 seconds]

\*

**Boy:** Can we go to the zoo Mum, please?

**Mum:** It's closed.

**Boy:** The shop, then?

**Mum:** We don't need anything from there, let's go to the park!

**Boy:** Ok.

\*\*

**Now listen again. Repeat from \* to \*\***

[Pause 2 seconds]

Now you have **30 seconds** to check your answers.

[Pause 30 seconds]

Now turn to Part 2.

**Part 2**

**Questions 1-5.**

You will hear Billy talking to his grandma. Listen and number.

*[Pause 3 seconds]*

Before we start, here is an example. Number (0) Did Billy go to the farm by bus?

*[Pause 5 seconds]*

**(beep)**

**Grandma:** Hi Billy.

**Billy:** Hi! Grandma.

**Grandma:** Where did you go on the weekend?

**Billy:** I went to the farm with Dad.

**Grandma:** Did you go by bus?

**Billy:** No, we went by car.

*[Pause 2 seconds]*

Billy went to the farm by car, so number (0) is written in the box under the picture of the car.

*[Pause 2 seconds]*

You now have 30 seconds to look at questions 1 – 5.

*[Pause 30 seconds]*

Now we are ready to start. Listen carefully.

*[Pause 2 seconds]*

**(beep)**

**Number (1): What did Billy eat?**

*[Pause 2 seconds]*

\*

**Grandma:** What did you do there, Billy?

**Billy:** First, we had breakfast.

**Grandma:** What did you eat?

**Billy:** I had a sandwich and juice.

**Grandma:** Great.

\*\*

[Pause 2 seconds]

**Now listen again.** Repeat from \* to \*\*

[Pause 5 seconds]

Now you have **30** seconds to check your answers.

[Pause 30 seconds]

(beep)

**Number (2): What did Billy do next?**

[Pause 2 seconds]

\*

**Grandma:** What did you do next?

**Billy:** We bought some carrots.

**Grandma:** Carrots are good for you.

\*\*

[Pause 5 seconds]

**Now listen again.** Repeat from \* to \*\*

[Pause 5 seconds]

Now you have **30** seconds to check your answers.

[Pause 30 seconds]

(beep)

**Number (3): What did Billy see at the farm?**

[Pause 2 seconds]

\*

**Grandma:** Did you go back home, then?

**Billy:** No, we went to see the farm animals.

**Grandma:** What did you see?

**Billy:** I saw a small goat.

**Grandma:** Did you feed it?

**Billy:** Yes, I did.

\*\*

[Pause 5 seconds]

**Now listen again.** Repeat from \* to \*\*

[Pause 5 seconds]

Now you have **30** seconds to check your answers.

[Pause 30 seconds]

(beep)

**Number (4): Did Billy go to bed?**

[Pause 5 seconds]

\*

**Grandma:** And after that?  
**Billy:** We went home.  
**Grandma:** Did you go straight to bed?  
**Billy:** No. I helped mum cook dinner.  
**Grandma:** Good boy.

\*\*

[Pause 2 seconds]

**Now listen again. Repeat from \* to \*\***

[Pause 5 seconds]

Now you have **30** seconds to check your answers.

[Pause 30 seconds]

(beep)

**Number (5): Was Billy tired by then?**

[Pause 5 seconds]

\*

**Grandma:** Were you tired by then?  
**Billy:** Yes, Grandma, I went to bed at 8 o'clock.

\*\*

[Pause 2 seconds]

**Now listen again. Repeat from \* to \*\***

[Pause 5 seconds]

Now you have **30** seconds to check your answers.

[Pause 5 seconds]

**Now turn to Part 3.**

**Part 3.**

**Questions 1 – 5**

**You will hear a girl talking about going to the farm with her mother. Listen and tick the correct answer.**

[Pause 3 seconds]

**Before we start, here is an example (0).**

[Pause 5 seconds]

(beep)



**Hello, I'm Sally. I'm 8 years old.**

*[Pause 2 seconds]*

**Sally is 8, so there is a tick in the (NO) box.**

*[Pause 2 seconds]*

**You now have 30 seconds to look at questions 1 – 5.**

*[Pause 30 seconds]*

**Now we are ready to start. Listen carefully.**

*[Pause 5 seconds]*

**(beep)**

\*

Hello, I'm Sally. I'm 8 years old. I have got blue eyes and long brown hair. I like to play tennis but I don't like to ride my bike. Yesterday I went to the farm. My **mum bought some bananas**. I saw two cows and a baby sheep. What I like the most is to feed the horses.

\*\*

*[Pause 2 seconds]*

**Now listen again. Repeat from \* to \*\***

*[Pause 5 seconds]*

*Now you have 30 seconds to check your answers.*

*[Pause 30 seconds]*

**(beep)**

**[Narrator] We have now come to the end of the test.**

**You now have 5 minutes to look over your answers. I will remind you when there is one minute left.**

*(Pause for 4 minutes)*

**You now have 1 minute left**

*(Pause for 1 minute)*

**That is the end of the Listening Test.**