

تم تحميل هذا الملف من موقع المناهج البحرينية



مراجعة الوحدة الرابعة

موقع المناهج ← المناهج البحرينية ← الصف الثالث ← لغة انجليزية ← الفصل الأول ← ملفات متنوعة ← الملف

تاريخ إضافة الملف على موقع المناهج: 2024-12-25 10:41:58

ملفات اكتب للمعلم اكتب للطالب الاختبارات الكترونية | اختبارات | حلول | عروض بوربوينت | أوراق عمل
منهج انجليزي | ملخصات و تقارير | مذكرات و بنوك | الامتحان النهائي للمدرس

المزيد من مادة
لغة انجليزية:

التواصل الاجتماعي بحسب الصف الثالث



صفحة المناهج
البحرينية على
فيسبوك

الرياضيات

اللغة الانجليزية

اللغة العربية

التربية الاسلامية

المواد على تلغرام

المزيد من الملفات بحسب الصف الثالث والمادة لغة انجليزية في الفصل الأول

مذكرة اللغة الإنجليزية

1

مراجعة اللغة الإنجليزية

2

مذكرة اللغة الإنجليزية

3

اختبار اللغة الانجليزية

4

Family and Friends 3 booklet

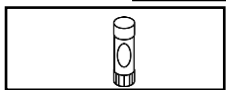
5



Reading activity 36

Read and circle A, B or C.

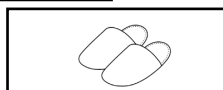
1- Put on your gloves.



A

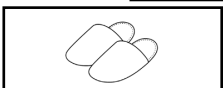


B

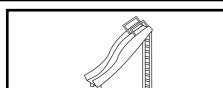


C

2- Take off your slippers.



A

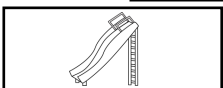


B



C

3- Look at the clock.



A

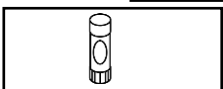


B

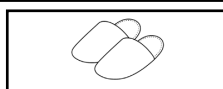


C

4- I see clouds in the sky.



A



B



C

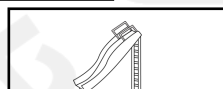
5- She plays on the slide.



A



B



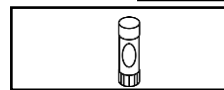
C



Reading activity 36

Read and circle A, B or C.

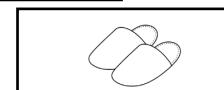
1- Put on your gloves.



A

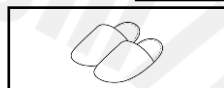


B

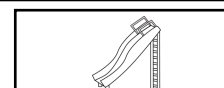


C

2- Take off your slippers.



A

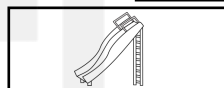


B



C

3- Look at the clock.



A

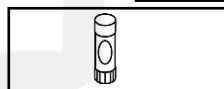


B

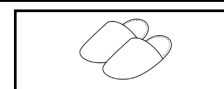


C

4- I see clouds in the sky.



A



B



C

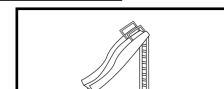
5- She plays on the slide.



A



B



C



Reading activity 37

Look at the picture, read the sentences and tick (✓) Yes or No.



- | | | |
|--|---------------------------------|--------------------------------|
| 1- There is one boy. | Yes
<input type="checkbox"/> | No
<input type="checkbox"/> |
| 2- There are gloves on the slide. | <input type="checkbox"/> | <input type="checkbox"/> |
| 3- There are clouds in the sky. | <input type="checkbox"/> | <input type="checkbox"/> |
| 4- There is glue under the slide. | <input type="checkbox"/> | <input type="checkbox"/> |
| 5- There are slippers under the slide. | <input type="checkbox"/> | <input type="checkbox"/> |



Reading activity 37

Look at the picture, read the sentences and tick (✓) Yes or No.



- | | | |
|--|---------------------------------|--------------------------------|
| 1- There is one boy. | Yes
<input type="checkbox"/> | No
<input type="checkbox"/> |
| 2- There are gloves on the slide. | <input type="checkbox"/> | <input type="checkbox"/> |
| 3- There are clouds in the sky. | <input type="checkbox"/> | <input type="checkbox"/> |
| 4- There is glue under the slide. | <input type="checkbox"/> | <input type="checkbox"/> |
| 5- There are slippers under the slide. | <input type="checkbox"/> | <input type="checkbox"/> |



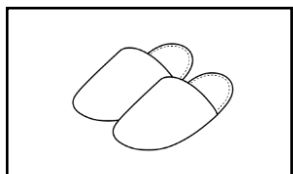
Reading activity 38

Read, choose and write the correct word.


My sister Reem is _____ years old. She's got brown hair and a round _____.

She goes to the park every day to play on the _____ and look at the _____ in the sky.

For her birthday, my mother got her pink _____.



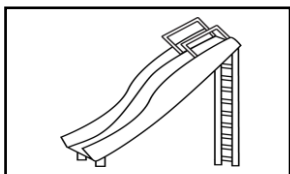
slippers




clouds



eight



slide



face



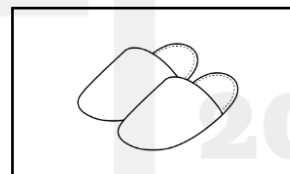
Reading activity 38

Read, choose and write the correct word.

My sister Reem is _____ years old. She's got brown hair and a round _____.

She goes to the park every day to play on the _____ and look at the _____ in the sky.


For her birthday, my mother got her pink _____.



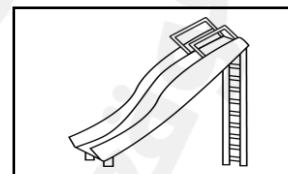
slippers




clouds



eight



slide




face

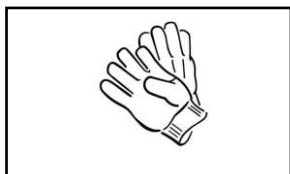


Writing activity 39

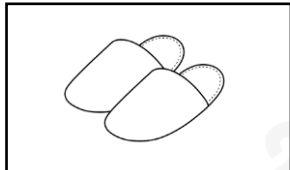
Look at the pictures below and write sentences.



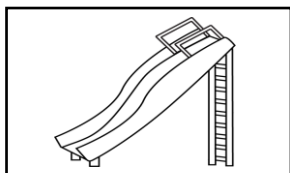
1- This _____



2- Put _____



3- Take _____




4- I _____

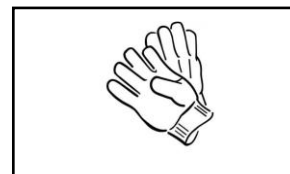


Writing activity 39

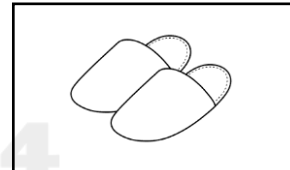
Look at the pictures below and write sentences.



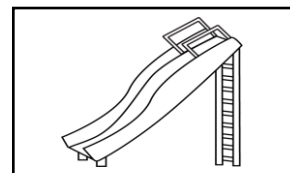
1- This _____



2- Put _____



3- Take _____




4- I _____



Writing activity 40

Look at the picture below and write 5 sentences.



Writing activity 40

Look at the picture below and write 5 sentences.

