

مذكرة اللغة الإنجليزية



تم تحميل هذا الملف من موقع مناهج مملكة البحرين

موقع المناهج ← مناهج مملكة البحرين ← الصف الثالث ← لغة انجليزية ← الفصل الثاني ← ملفات متنوعة ← الملف

تاريخ إضافة الملف على موقع المناهج: 10:48:47 2025-09-15

ملفات اكتب للمعلم اكتب للطالب | اختبارات الكترونية | اختبارات | حلول | عروض بوربوينت | أوراق عمل
منهج انجليزي | ملخصات وتقارير | مذكرات وبنوك | الامتحان النهائي | للمدرس

المزيد من مادة
لغة انجليزية:

التواصل الاجتماعي بحسب الصف الثالث



صفحة مناهج مملكة
البحرين على
فيسبوك

الرياضيات

اللغة الانجليزية

اللغة العربية

التربية الاسلامية

المواد على تلغرام

المزيد من الملفات بحسب الصف الثالث والمادة لغة انجليزية في الفصل الثاني

أسئلة امتحان نهاية الفصل الثاني في مادة اللغة الإنجليزية الذي جرى بتاريخ 25 أيار / 2025

1

الاستماع الخاص بالامتحان النهائي

2

مذكرة اللغة الإنجليزية

3

مراجعة اللغة الإنجليزية للامتحان النهائي مدرسة الصفا الابتدائية للبنات

4

المراجعة النهائية للامتحان النهائي مدرسة العلاء الحضرمي الابتدائية للبنين

5



تحتوي
القراءة
العربي



هـ مليون كتاب في كل عام



2030
البحرين
BAHRAIN




English Department
First Semester 2025 - 2026

Serial No.

My English Booklet

Grade Three



Name: _____

Class: 3 / _____

English Teacher:

Mr. Zuhair Alawi

Coordinator:

Mr. Shafeeq Aljurdabi

Vice-principal:


Mr. Ali Ebrahim

School Principal:

Mr. Adnan Alkhairani


Table of Contents

	<u>Content</u>	<u>Page number</u>
1	All About Me	1
2	Student-Teacher Agreement	2
3	Booklet Evaluation Sheet	3
4	Sticker Sheet	4
5	Unit 1: Around the world	5 - 15
6	Unit 2: On my way!	16 - 25
7	Unit 3: Helping out	26 - 35
8	Unit 4: Playtime!	36 - 45
9	Unit 5: Eating out	46 - 54
10	Unit 6: Animal behaviour	55 - 64
11	Enrichment Activities	65 - 68
12	Remedial Activities	69 - 72
13	Spelling Tests	73 - 76
14	Certificates	77 - 80
15	Search Missions	14, 24, 34, 44, 53 & 63



ALL ABOUT ME

My name is:



This is a picture of me:



I'm _____ years old.

My birthday:

____ / ____ / ____


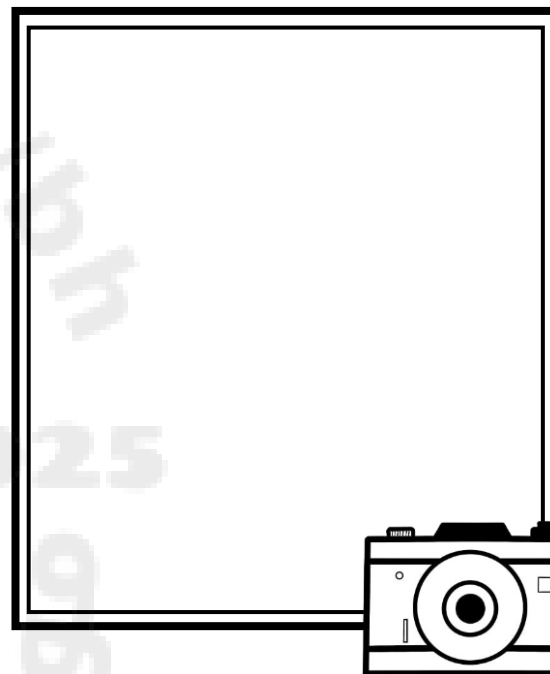


My favourite colour:

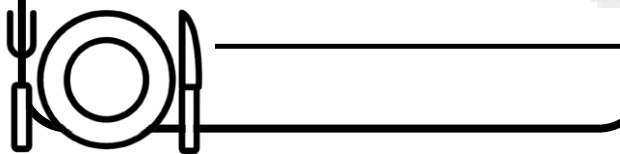


My favourite animal:





My favourite meal:



My favourite TV show:



Student-Teacher Agreement

1. We sit properly.



2. We respect each other.




3. We raise our hands.




4. We listen to each other.



5. We speak English only.



6. We try our best.



I can follow the rules.

My name is _____ and I promise
to follow the rules and work towards achieving the goals.

Booklet Evaluation Sheet

Date	Evaluation Criteria			Total	Teacher's Notes	Parent's Signature	Parent's Notes
	Organizational Procedures 4	Learning Improvement 4	Initiatives 4				
__ / __ / __				12	<hr/> <hr/>		<hr/> <hr/>
__ / __ / __					<hr/> <hr/>		<hr/> <hr/>
__ / __ / __					<hr/> <hr/>		<hr/> <hr/>

Organizational Procedures

- Answer all the given questions.
- Follow the instructions.
- Turn in your work on time.
- Keep your booklet tidy.

Learning Improvement

- Read the feedback and use it to improve.
- Look at your work and correct any errors.
- Try your best to get better at your skills.
- Make your writing clear and easy to read.



Initiatives

- Complete any research tasks that are assigned.
- Share your new ideas about the topic.
- Expand your knowledge using useful resources.
- Take charge of your learning.

Sticker Sheet

Instructions: Collect the stickers to get presents.

1	2	3	4	5	6	7	8
9	10	11	12	13	14	15	16
17	18	19	20	21	22	23	24
25	26	27	28	29	30	31	32
33	34	35	36	37	38	39	40



Unit 1: Around the world



 Copilot
Generated by AI



Scan to watch
unit 1's video



Scan to listen to the
Student Book's audios



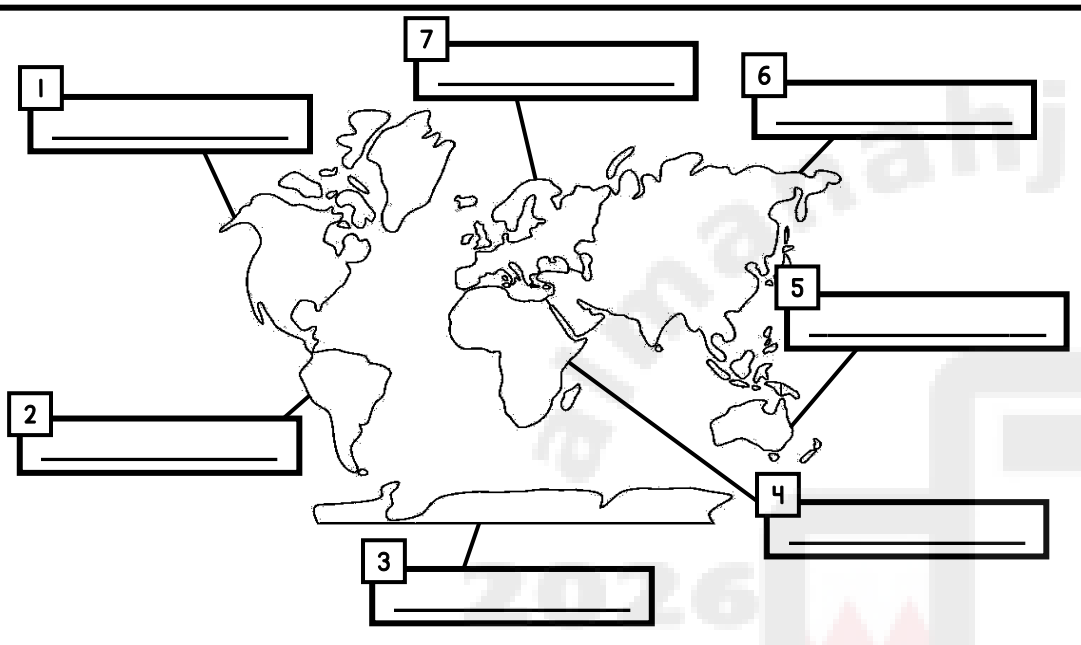
Scan to listen to the
Workbook's audios





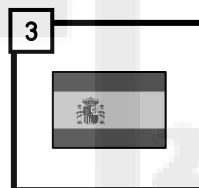
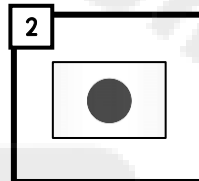
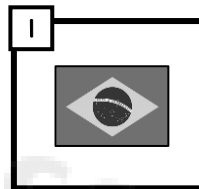
A. Look and write. ★

Asia - Africa - Europe - Australia -
Antarctica - South America - North America



Lesson 1

C. Look and write sentences. (2 - 3 words) ★★ ★



B. Reorder the words. ★★



country? - this - What's

Student's checklist



Start with a
capital letter

ABCD



Use finger
spaces



End with a
punctuation mark



Write on the
lines neatly

X hat ✓ hat

Teacher's feedback

___ / ___ / 2025

Reinforcement	Description	Influence
I'm proud of you because of: <ul style="list-style-type: none"> <input type="checkbox"/> Your nice handwriting. <input type="checkbox"/> Your correct answers. <input type="checkbox"/> Your use of correct punctuation. <input type="checkbox"/> Your spelling of many words correctly. <input type="checkbox"/> Your clear and organized work. <input type="checkbox"/> Your use of complete sentences. <input type="checkbox"/> Your effort in completing the worksheet. 	Good on: <ul style="list-style-type: none"> <input type="checkbox"/> Following the instructions. <input type="checkbox"/> Thinking carefully about your answers. <input type="checkbox"/> Writing your ideas clearly. <input type="checkbox"/> Keeping your work organized. <input type="checkbox"/> Using new words you learned. <input type="checkbox"/> Making your writing interesting. <input type="checkbox"/> Using different kinds of sentences. 	Good, and it's time to: <ul style="list-style-type: none"> <input type="checkbox"/> Write neatly/on lines. <input type="checkbox"/> Keep finger space between words. <input type="checkbox"/> Complete any missing work. <input type="checkbox"/> Correct spelling mistakes. <input type="checkbox"/> Use punctuation marks correctly (., ?). <input type="checkbox"/> Revise and correct any mistakes. <input type="checkbox"/> Practice more to enhance your skills.

Thank you for:

☐ Your willingness to revise your work. ☐ Correcting your mistakes.

___ / ___ / 2025

Please:

☐ Revise your work. ☐ Refer to the teacher's feedback.

___ / ___ / 2025

___ / ___ / 2025

Date: _____ / _____ / 2025

Unit 1: Around the world

Lesson 1



Wordwall

Scan to practice more.



Aim: To identify the capital cities.

A. Look, read and circle the correct answer. ☆

1 The capital city of Spain is..



(Madrid / Paris)

2 The capital city of Oman is..



(Riyadh / Muscat)

B. Reorder the words. ☆☆



of - Tokyo. - The - is - city - capital - Japan

1. _____



The UK - capital - London. - is - of - The - city

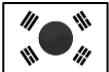
2. _____

C. Read and fill in the blanks. ☆☆☆

Doha - Beijing - Moscow - Seoul - Ottawa



1. The capital city of China is _____.



2. The capital city of Korea is _____.



3. The capital city of Canada is _____.

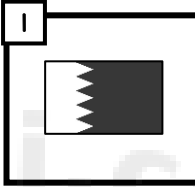


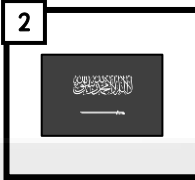
4. The capital city of Qatar is _____.

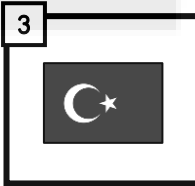


5. The capital city of Russia is _____.

D. Look and write sentences. (7 words) ☆☆☆☆







Student's checklist



Start with a capital letter

ABCD



Use finger spaces



End with a punctuation mark

? ! , .



Write on the lines neatly

X hat ✓ hat

Teacher's feedback

___ / ___ / 2025

Reinforcement	Description	Influence
I'm proud of you because of: <ul style="list-style-type: none"><input type="checkbox"/> Your nice handwriting.<input type="checkbox"/> Your correct answers.<input type="checkbox"/> Your use of correct punctuation.<input type="checkbox"/> Your spelling of many words correctly.<input type="checkbox"/> Your clear and organized work.<input type="checkbox"/> Your use of complete sentences.<input type="checkbox"/> Your effort in completing the worksheet.	Good on: <ul style="list-style-type: none"><input type="checkbox"/> Following the instructions.<input type="checkbox"/> Thinking carefully about your answers.<input type="checkbox"/> Writing your ideas clearly.<input type="checkbox"/> Keeping your work organized.<input type="checkbox"/> Using new words you learned.<input type="checkbox"/> Making your writing interesting.<input type="checkbox"/> Using different kinds of sentences.	Good, and it's time to: <ul style="list-style-type: none"><input type="checkbox"/> Write neatly/on lines.<input type="checkbox"/> Keep finger space between words.<input type="checkbox"/> Complete any missing work.<input type="checkbox"/> Correct spelling mistakes.<input type="checkbox"/> Use punctuation marks correctly (, . ?).<input type="checkbox"/> Revise and correct any mistakes.<input type="checkbox"/> Practice more to enhance your skills.

Thank you for:

☐ Your willingness to revise your work. ☐ Correcting your mistakes.

Please:

☐ Revise your work. ☐ Refer to the teacher's feedback.

Date: _____ / _____ / 2025

Words Practice

Handwriting practice lines consisting of solid top and bottom lines with a dashed middle line. The page contains 10 sets of these lines for writing practice.

Date: _____ / _____ / 2025



Join the discussion on
edUNET to write about your
favourite country.

Unit 1: Around the world

Lesson 2



Scan to practice more.



Aim: To write questions and
answers about countries.

A. Look, read and fill in the blanks. ☆

She's from Brazil. - He's from Poland. - I'm from Japan.

1 ?  Where are you from?



2 ?  Where is he from?



B. Reorder the words. ☆☆

from? - is - Where - she



1. _____

from - Australia. - She's



2. _____

China. - They're - from




3. _____

C. Look and write questions and answers. ☆☆☆

(Use: you)

Q: Where are you from?

A: _____



(Use: he)

Q: _____


A: _____



(Use: she)

Q: _____

A: _____



Student's checklist



Start with a
capital letter
ABCD



Use finger
spaces




End with a
punctuation mark
? ! , .



Write on the
lines neatly
X hat ✓ hat

Teacher's feedback

___ / ___ / 2025

Reinforcement	Description	Influence
I'm proud of you because of: <ul style="list-style-type: none"><input type="checkbox"/> Your nice handwriting.<input type="checkbox"/> Your correct answers.<input type="checkbox"/> Your use of correct punctuation.<input type="checkbox"/> Your spelling of many words correctly.<input type="checkbox"/> Your clear and organized work.<input type="checkbox"/> Your use of complete sentences.<input type="checkbox"/> Your effort in completing the worksheet.	Good on: <ul style="list-style-type: none"><input type="checkbox"/> Following the instructions.<input type="checkbox"/> Thinking carefully about your answers.<input type="checkbox"/> Writing your ideas clearly.<input type="checkbox"/> Keeping your work organized.<input type="checkbox"/> Using new words you learned.<input type="checkbox"/> Making your writing interesting.<input type="checkbox"/> Using different kinds of sentences.	Good, and it's time to: <ul style="list-style-type: none"><input type="checkbox"/> Write neatly/on lines.<input type="checkbox"/> Keep finger space between words.<input type="checkbox"/> Complete any missing work.<input type="checkbox"/> Correct spelling mistakes.<input type="checkbox"/> Use punctuation marks correctly (, . ?).<input type="checkbox"/> Revise and correct any mistakes.<input type="checkbox"/> Practice more to enhance your skills.

Thank you for:

☐ Your willingness to revise your work. ☐ Correcting your mistakes.

Please:

☐ Revise your work. ☐ Refer to the teacher's feedback.



Scan to listen.




Aim: To read for specific information.




Date: _____ / _____ / 2025


A. Read and circle A or B. ☆

1 

A. parents
B. son

2 


A. son
B. daughter

3 

A. grandparents
B. daughter

B. Fill in the blanks with the correct words. ☆☆

son - daughter - parents - grandparents



I visit my _____ on weekends.



My _____ loves to play football.



Our _____ take us to the park.

Teacher's feedback

I'm proud of you because of:

- ☐ Your nice handwriting.
☐ Your correct answers.

Good and it's time to:

- ☐ Write neatly/ on lines. ☐ Correct spelling mistakes.
☐ Complete missing work. ☐ Read again and correct mistakes.

___ / ___ / 2025

C. Read and answer the questions. ☆☆☆

The giraffe family

Julian and Stephanie are giraffe experts. They live in Namibia in Africa with their son, Luca and daughter, Molly.

Luca (twelve years old)

We help our parents with the giraffes. We use photos to see which giraffes are there. We know many giraffes because they all have different spots. Our family is from different places - my dad is from Australia, and my mum is from Germany.

Molly (nine years old)

Giraffes are cool. They are tall and their colours are beautiful. I like their soft noses. Melvin is the name of my favourite giraffe. I like living here, but we don't see our grandparents, uncles and aunts or cousins in Germany and Australia very often.



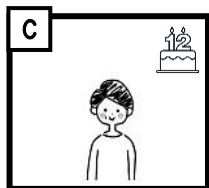
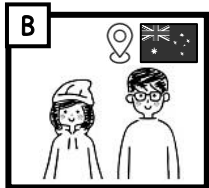

Read and write T for true and F for false.

0. Molly and Luca's mum and dad know about giraffes.	T
1. Molly and Luca's family isn't from Namibia.	
2. Molly and Luca's mum is from Australia.	
3. Luca's sister is twelve.	
4. Molly likes giraffes.	
5. Her favourite giraffe is Melvin.	



Lesson 4

A. Look and match. ☆



- ___ A ___ 1. Luca is my brother.
- ___ 2. Your brother is twelve.
- ___ 3. His cousins are in Australia.
- ___ 4. Her favourite giraffe is Melvin.
- ___ 5. Our parents are giraffe experts.
- ___ 6. Their grandparents' house is in Germany.

B. Read and fill in the blanks. ☆ ☆

your - his - my - her



A: Is that _____ burger?

B: No, it isn't. That's _____ burger!



A: What's _____ name?

B: Lui Wei. What's _____ name?

A: Valentina. She's my sister.

C. Read and circle A, B or C. ☆ ☆ ☆

Luca and (0) _____ sister are in Namibia. (1) _____ name is Molly. (2) _____ father is from Australia. Luca: "(3) _____ sister is nine." Luca and Molly: "(4) _____ parents help giraffes." What about you? What are (5) _____ favourite animals?

0. A. his B. our C. your
1. A. Her B. His C. Their
2. A. My B. Their C. Your
3. A. His B. My C. Your
4. A. Her B. His C. Our
5. A. her B. our C. your

Teacher's feedback

___ / ___ / 2025

Reinforcement	Description	Influence
I'm proud of you because of: <ul style="list-style-type: none"> <input type="checkbox"/> Your nice handwriting. <input type="checkbox"/> Your correct answers. <input type="checkbox"/> Your use of correct punctuation. <input type="checkbox"/> Your spelling of many words correctly. <input type="checkbox"/> Your clear and organized work. <input type="checkbox"/> Your use of complete sentences. <input type="checkbox"/> Your effort in completing the worksheet. 	Good on: <ul style="list-style-type: none"> <input type="checkbox"/> Following the instructions. <input type="checkbox"/> Thinking carefully about your answers. <input type="checkbox"/> Writing your ideas clearly. <input type="checkbox"/> Keeping your work organized. <input type="checkbox"/> Using new words you learned. <input type="checkbox"/> Making your writing interesting. <input type="checkbox"/> Using different kinds of sentences. 	Good, and it's time to: <ul style="list-style-type: none"> <input type="checkbox"/> Write neatly/on lines. <input type="checkbox"/> Keep finger space between words. <input type="checkbox"/> Complete any missing work. <input type="checkbox"/> Correct spelling mistakes. <input type="checkbox"/> Use punctuation marks correctly (. , ?). <input type="checkbox"/> Revise and correct any mistakes. <input type="checkbox"/> Practice more to enhance your skills.

Thank you for:

___ / ___ / 2025

Please:

___ / ___ / 2025

___ / ___ / 2025

☐ Your willingness to revise your work. ☐ Correcting your mistakes.

☐ Revise your work. ☐ Refer to the teacher's feedback.

Date: _____ / _____ / 2025

Sentence Dictation

Handwriting practice lines for sentence dictation. The page features 12 sets of horizontal lines, each consisting of a solid top line, a dashed middle line, and a solid bottom line, providing a guide for letter height and placement.

Date: _____ / _____ / 2025

Unit 1: Around the world

Lesson 6 & 9



Wordwall

Scan to practice more.





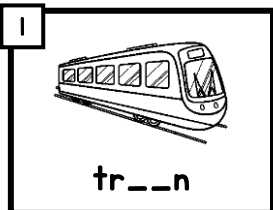
Aims: To identify the long /a/ & To complete an email.



5

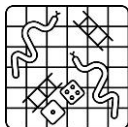
A. Look and fill in the blanks. ☆

a_e - ai - ay



B. Write the words under the given pictures. ☆ ☆

holiday - rain - game



C. Look and write sentences. ☆ ☆ ☆

cake - tail - snake - crayon



0. It's a cake.



1. _____



2. _____

Student's checklist



Start with a capital letter
ABCD



Use finger spaces
✎



End with a punctuation mark
?! ,



Write on the lines neatly
X hat ✓ hat

A. Read and fill in the blanks with the correct words.

Dear Mike,

Hello! How are you? I will tell you about my (0) country.

My name's (1) Sergio. I'm from (2) Spain. Spain is a big country in (3) Europe. The capital city is (4) Madrid.

Our favourite sport is (5) football.

See you soon!

Love,

Sergio



Feedback



Well done! You're a skillful reader.



Good try! Please practice reading more carefully.



country

Spain

football

Sergio

Europe

Madrid

Teacher's feedback

Reinforcement	Description	Influence
I'm proud of you because of: <ul style="list-style-type: none"> <input checked="" type="checkbox"/> Your nice handwriting. <input checked="" type="checkbox"/> Your correct answers. <input checked="" type="checkbox"/> Your use of correct punctuation. <input checked="" type="checkbox"/> Your spelling of many words correctly. <input checked="" type="checkbox"/> Your clear and organized work. <input checked="" type="checkbox"/> Your use of complete sentences. <input checked="" type="checkbox"/> Your effort in completing the worksheet. 	Good on: <ul style="list-style-type: none"> <input checked="" type="checkbox"/> Following the instructions. <input checked="" type="checkbox"/> Thinking carefully about your answers. <input checked="" type="checkbox"/> Writing your ideas clearly. <input checked="" type="checkbox"/> Keeping your work organized. <input checked="" type="checkbox"/> Using new words you learned. <input checked="" type="checkbox"/> Making your writing interesting. <input checked="" type="checkbox"/> Using different kinds of sentences. 	Good, and it's time to: <ul style="list-style-type: none"> <input checked="" type="checkbox"/> Write neatly/on lines. <input checked="" type="checkbox"/> Keep finger space between words. <input checked="" type="checkbox"/> Complete any missing work. <input checked="" type="checkbox"/> Correct spelling mistakes. <input checked="" type="checkbox"/> Use punctuation marks correctly (., ?). <input checked="" type="checkbox"/> Revise and correct any mistakes. <input checked="" type="checkbox"/> Practice more to enhance your skills.
Thank you for: <ul style="list-style-type: none"> <input checked="" type="checkbox"/> Your willingness to revise your work. <input checked="" type="checkbox"/> Correcting your mistakes. 	Please: <ul style="list-style-type: none"> <input checked="" type="checkbox"/> Revise your work. <input checked="" type="checkbox"/> Refer to the teacher's feedback. 	

Date: ____ / ____ / 2025



Speak about your country using
Speaker Progress on Microsoft Teams.

Unit 1: Around the world



LIVEWORKSHEETS
Scan to practice more.

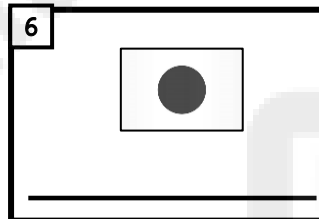
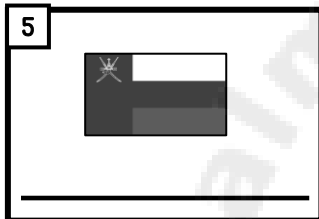
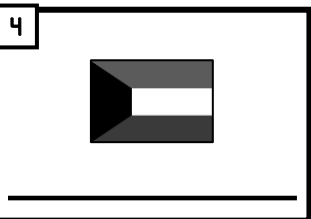

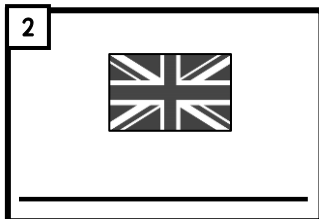
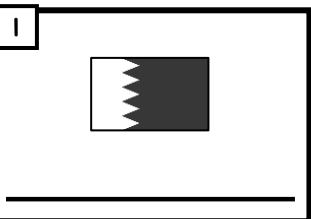


Aim: To write a paragraph about
a country.



A. Look and write. ★

Japan - Bahrain - Kuwait - Saudi Arabia - Oman - The UK



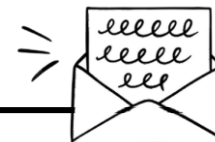
B. Circle the errors and correct the sentences. (2 errors) ★★

1. Im from Bahrain

2. the capital city of Bahrain is manama.

C. Write a paragraph about your country. In your paragraph, include:

- What your name is
- Where you're from
- It is a big/ small country
- Where it is
- What the capital city is
- What the favourite sport is



Handwriting practice lines for the paragraph.

Teacher's feedback

___ / ___ / 2025

Reinforcement	Description	Influence
I'm proud of you because of: <ul style="list-style-type: none"><input type="checkbox"/> Your nice handwriting.<input type="checkbox"/> Your correct answers.<input type="checkbox"/> Your use of correct punctuation.<input type="checkbox"/> Your spelling of many words correctly.<input type="checkbox"/> Your clear and organized work.<input type="checkbox"/> Your use of complete sentences.<input type="checkbox"/> Your effort in completing the worksheet.	Good on: <ul style="list-style-type: none"><input type="checkbox"/> Following the instructions.<input type="checkbox"/> Thinking carefully about your answers.<input type="checkbox"/> Writing your ideas clearly.<input type="checkbox"/> Keeping your work organized.<input type="checkbox"/> Using new words you learned.<input type="checkbox"/> Making your writing interesting.<input type="checkbox"/> Using different kinds of sentences.	Good, and it's time to: <ul style="list-style-type: none"><input type="checkbox"/> Write neatly/on lines.<input type="checkbox"/> Keep finger space between words.<input type="checkbox"/> Complete any missing work.<input type="checkbox"/> Correct spelling mistakes.<input type="checkbox"/> Use punctuation marks correctly (.,?).<input type="checkbox"/> Revise and correct any mistakes.<input type="checkbox"/> Practice more to enhance your skills.

Thank you for: ___ / ___ / 2025
☐ Your willingness to revise your work. ☐ Correcting your mistakes.

Please: ___ / ___ / 2025 ___ / ___ / 2025
☐ Revise your work. ☐ Refer to the teacher's feedback.

Student's checklist

☐ Start with a capital letter
ABCD

☐ Use finger spaces
hand icon

☐ End with a punctuation mark
? !

☐ Write on the lines neatly
X hat ✓ hat

Extra Worksheets



Unit 2: On my way!



 Copilot
Generated by AI



Scan to watch
unit 2's video



Scan to listen to the
Student Book's audios



Scan to listen to the
Workbook's audios



Date: _____ / _____ / 2025



Read about nature using Reading
Progress on Microsoft Teams.

Unit 2: On my way!

Lesson 1



Scan to practice more.

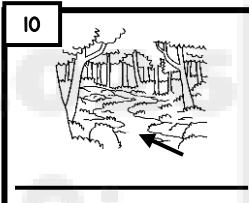
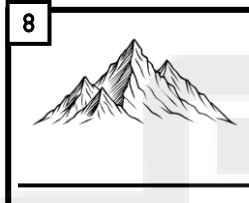





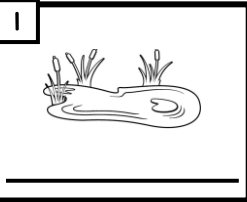


Aim: To identify words
related to nature.



A. Look and write. ☆

farm - field - forest - lake - mountain - path - river - town
- village - waterfall



B. Reorder the words. ☆☆



a - forest. - is - There



is - There - lake. - a



C. Look and write sentences. (4 - 6 words) ☆☆☆



Student's checklist



Start with a
capital letter
ABCD



Use finger
spaces



End with a
punctuation mark
?!



Write on the
lines neatly

Teacher's feedback

___ / ___ / 2025

Reinforcement

I'm proud of you because of:

- ☐ Your nice handwriting.
- ☐ Your correct answers.
- ☐ Your use of correct punctuation.
- ☐ Your spelling of many words correctly.
- ☐ Your clear and organized work.
- ☐ Your use of complete sentences.
- ☐ Your effort in completing the worksheet.

Description

Good on:

- ☐ Following the instructions.
- ☐ Thinking carefully about your answers.
- ☐ Writing your ideas clearly.
- ☐ Keeping your work organized.
- ☐ Using new words you learned.
- ☐ Making your writing interesting.
- ☐ Using different kinds of sentences.

Influence

Good, and it's time to:

- ☐ Write neatly/on lines.
- ☐ Keep finger space between words.
- ☐ Complete any missing work.
- ☐ Correct spelling mistakes.
- ☐ Use punctuation marks correctly (., ?).
- ☐ Revise and correct any mistakes.
- ☐ Practice more to enhance your skills.

Thank you for:

- ☐ Your willingness to revise your work.
- ☐ Correcting your mistakes.

Please:

- ☐ Revise your work.
- ☐ Refer to the teacher's feedback.

Date: _____ / _____ / 2025

Words Practice

Handwriting practice lines consisting of solid top and bottom lines with a dashed middle line. The page contains 10 sets of these lines for writing practice.

Date: ____ / ____ / 2025

Unit 2: On my way!

Lesson 2



Aim: To write questions and answers about living locations.

A. Look, read and fill in the blanks. ☆

Yes, she does. - No, they don't. - Yes, I do. - No, we don't.

1  ✓ Do you live in the countryside?

2  ✗ Do they live near a river?

B. Read and write. ☆ ☆

Ask and answer questions.



0. Doe she live in a town? Yes, she does.

1. S you live on a mountain? Yes, I _____.

2. _____ they live next to a forest? No, they _____.

3. _____ you live in a village? Yes, we _____.

4. _____ he live on a lake? No, he _____.

C. Look and write questions and answers. ☆ ☆ ☆



1 ✓ town
2 ✗ village



3 ✓ lake
4 ✗ river

1. Does she live in a town?

Answer: _____

2. _____

Answer: _____

3. Do they live next to a lake?

Answer: _____

4. _____

Answer: _____

Student's checklist

☐

Start with a capital letter
ABCD

☐

Use finger spaces


☐

End with a punctuation mark
?!
?
!

☐

Write on the lines neatly
✗ hat ✓ hat

Teacher's feedback

___ / ___ / 2025

Reinforcement	Description	Influence
I'm proud of you because of: <ul style="list-style-type: none"><input type="checkbox"/> Your nice handwriting.<input type="checkbox"/> Your correct answers.<input type="checkbox"/> Your use of correct punctuation.<input type="checkbox"/> Your spelling of many words correctly.<input type="checkbox"/> Your clear and organized work.<input type="checkbox"/> Your use of complete sentences.<input type="checkbox"/> Your effort in completing the worksheet.	Good on: <ul style="list-style-type: none"><input type="checkbox"/> Following the instructions.<input type="checkbox"/> Thinking carefully about your answers.<input type="checkbox"/> Writing your ideas clearly.<input type="checkbox"/> Keeping your work organized.<input type="checkbox"/> Using new words you learned.<input type="checkbox"/> Making your writing interesting.<input type="checkbox"/> Using different kinds of sentences.	Good, and it's time to: <ul style="list-style-type: none"><input type="checkbox"/> Write neatly/on lines.<input type="checkbox"/> Keep finger space between words.<input type="checkbox"/> Complete any missing work.<input type="checkbox"/> Correct spelling mistakes.<input type="checkbox"/> Use punctuation marks correctly (., !, ?).<input type="checkbox"/> Revise and correct any mistakes.<input type="checkbox"/> Practice more to enhance your skills.

Thank you for:

☐ Your willingness to revise your work. ☐ Correcting your mistakes.

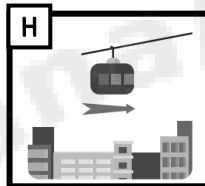
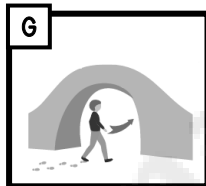
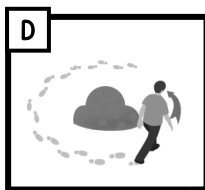
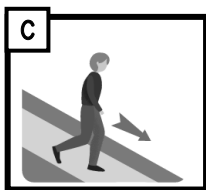
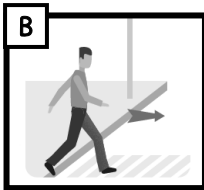
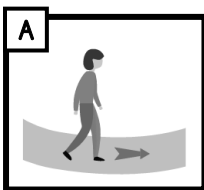
___ / ___ / 2025

Please:

☐ Revise your work. ☐ Refer to the teacher's feedback.

___ / ___ / 2025

___ / ___ / 2025


A. Look and match. ☆


____ 1. across the street

____ 2. along the path

____ 3. around the bush

____ 4. down the mountain

____ 5. above the city

____ 6. past the bench

____ 7. through the forest

____ 8. under the bridge

B. Read and circle the correct preposition. ☆ ☆
0. We go (past / under) a forest on our way to school.

1. He can walk (along / under) the waterfall.

2. I can't swim (above / across) the river. It's dangerous!

3. The train goes up and (above / down) the mountain.

4. You walk (down / through) the city on your way home.

C. Read and circle A, B or C. ☆ ☆ ☆

Luca and (0) _____ sister are in Namibia. (1) _____ name is

Molly. (2) _____ father is from Australia. Luca: "(3) _____

sister is nine." Luca and Molly: "(4) _____ parents help giraffes."

What about you? What are (5) _____ favourite animals?

0. A. his

B. our

C. your

1. A. Her

B. His

C. Their

2. A. My

B. Their

C. Your

3. A. His

B. My

C. Your

4. A. Her

B. His

C. Our

5. A. her

B. our

C. your

Teacher's feedback

___ / ___ / 2025

Reinforcement	Description	Influence
I'm proud of you because of: <ul style="list-style-type: none"> <input type="checkbox"/> Your nice handwriting. <input type="checkbox"/> Your correct answers. <input type="checkbox"/> Your use of correct punctuation. <input type="checkbox"/> Your spelling of many words correctly. <input type="checkbox"/> Your clear and organized work. <input type="checkbox"/> Your use of complete sentences. <input type="checkbox"/> Your effort in completing the worksheet. 	Good on: <ul style="list-style-type: none"> <input type="checkbox"/> Following the instructions. <input type="checkbox"/> Thinking carefully about your answers. <input type="checkbox"/> Writing your ideas clearly. <input type="checkbox"/> Keeping your work organized. <input type="checkbox"/> Using new words you learned. <input type="checkbox"/> Making your writing interesting. <input type="checkbox"/> Using different kinds of sentences. 	Good, and it's time to: <ul style="list-style-type: none"> <input type="checkbox"/> Write neatly/on lines. <input type="checkbox"/> Keep finger space between words. <input type="checkbox"/> Complete any missing work. <input type="checkbox"/> Correct spelling mistakes. <input type="checkbox"/> Use punctuation marks correctly (, , ?). <input type="checkbox"/> Revise and correct any mistakes. <input type="checkbox"/> Practice more to enhance your skills.

Thank you for:

☐ Your willingness to revise your work.
 ☐ Correcting your mistakes.

___ / ___ / 2025

Please:

☐ Revise your work.
 ☐ Refer to the teacher's feedback.

___ / ___ / 2025

___ / ___ / 2025

Date: _____ / _____ / 2025

Sentence Dictation

Handwriting practice lines for sentence dictation. The page features ten sets of horizontal lines, each consisting of a solid top line, a dashed middle line, and a solid bottom line, providing a guide for letter height and placement.

Date: _____ / _____ / 2025

Unit 2: On my way!

Lesson 6 & 9






Wordwall

Scan to practice more.



Aims: To identify the long /e/ & To complete an email.

A. Look and fill in the blanks. ☆



B. Write the words under the given pictures. ☆ ☆

week - dirty - peas



C. Look and write sentences. ☆ ☆ ☆

feet - baby - sweets - ~~jeans~~



o. These are my jeans.

1. _____

2. _____

Student's checklist



Start with a capital letter
ABCD



Use finger spaces
↑



End with a punctuation mark
?! .



Write on the lines neatly
X hat ✓ hat

A. Read and fill in the blanks with the correct words.

Dear Ali,

Hello! How are you? My name is Ahmed. I'm nine years old. I will tell you about my journey.

I'm from (0) Egypt. We go to visit my dad's brother on (1) Saturday. We travel by train, bus and (2) car. The (3) journey is very long. I read magazines and watch movies with my (4) mum. We see (5) mountains, deserts and fields on the journey.

See you soon!

Love,

Ahmed

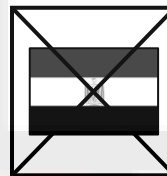
Feedback



Well done! You're a skillful reader.




Good try! Please practice reading more carefully.



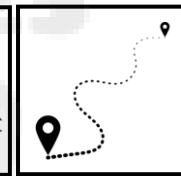
Egypt




Saturdays



mountains



journey



car



mum

Teacher's feedback

Reinforcement	Description	Influence
I'm proud of you because of: <ul style="list-style-type: none"> <input type="checkbox"/> Your nice handwriting. <input type="checkbox"/> Your correct answers. <input type="checkbox"/> Your use of correct punctuation. <input type="checkbox"/> Your spelling of many words correctly. <input type="checkbox"/> Your clear and organized work. <input type="checkbox"/> Your use of complete sentences. <input type="checkbox"/> Your effort in completing the worksheet. 	Good on: <ul style="list-style-type: none"> <input type="checkbox"/> Following the instructions. <input type="checkbox"/> Thinking carefully about your answers. <input type="checkbox"/> Writing your ideas clearly. <input type="checkbox"/> Keeping your work organized. <input type="checkbox"/> Using new words you learned. <input type="checkbox"/> Making your writing interesting. <input type="checkbox"/> Using different kinds of sentences. 	Good, and it's time to: <ul style="list-style-type: none"> <input type="checkbox"/> Write neatly/on lines. <input type="checkbox"/> Keep finger space between words. <input type="checkbox"/> Complete any missing work. <input type="checkbox"/> Correct spelling mistakes. <input type="checkbox"/> Use punctuation marks correctly (., ?). <input type="checkbox"/> Revise and correct any mistakes. <input type="checkbox"/> Practice more to enhance your skills.

Thank you for:

☐ Your willingness to revise your work. ☐ Correcting your mistakes.







Please:

☐ Revise your work. ☐ Refer to the teacher's feedback.



A. Look and write. ☆

train - trees - read books - uncle - watch videos - bus



B. Circle the errors and correct the sentences. (2 errors) ☆☆

1. we travel with bus.

2. I visit my grandparents on mondays



Teacher's feedback

___ / ___ / 2025

Reinforcement	Description	Influence
I'm proud of you because of: <ul style="list-style-type: none"><input type="checkbox"/> Your nice handwriting.<input type="checkbox"/> Your correct answers.<input type="checkbox"/> Your use of correct punctuation.<input type="checkbox"/> Your spelling of many words correctly.<input type="checkbox"/> Your clear and organized work.<input type="checkbox"/> Your use of complete sentences.<input type="checkbox"/> Your effort in completing the worksheet.	Good on: <ul style="list-style-type: none"><input type="checkbox"/> Following the instructions.<input type="checkbox"/> Thinking carefully about your answers.<input type="checkbox"/> Writing your ideas clearly.<input type="checkbox"/> Keeping your work organized.<input type="checkbox"/> Using new words you learned.<input type="checkbox"/> Making your writing interesting.<input type="checkbox"/> Using different kinds of sentences.	Good, and it's time to: <ul style="list-style-type: none"><input type="checkbox"/> Write neatly/on lines.<input type="checkbox"/> Keep finger space between words.<input type="checkbox"/> Complete any missing work.<input type="checkbox"/> Correct spelling mistakes.<input type="checkbox"/> Use punctuation marks correctly (, . ?).<input type="checkbox"/> Revise and correct any mistakes.<input type="checkbox"/> Practice more to enhance your skills.
Thank you for: <ul style="list-style-type: none"><input type="checkbox"/> Your willingness to revise your work.<input type="checkbox"/> Correcting your mistakes.	Please: <ul style="list-style-type: none"><input type="checkbox"/> Revise your work.<input type="checkbox"/> Refer to the teacher's feedback.	

C. Write a paragraph about a journey. In your paragraph, include:

- Where you're from
- Who you visit
- When you visit
- How you travel
- What you do
- What you see



Handwriting practice lines for writing a paragraph about a journey.

Student's checklist

☐ Start with a capital letter
ABCD

☐ Use finger spaces
✎

☐ End with a punctuation mark
? ! . ,

☐ Write on the lines neatly
X hat hat

Unit 3: Helping out



 **Copilot**
Generated by AI



Scan to watch
unit 3's video



Scan to listen to the
Student Book's audios



Scan to listen to the
Workbook's audios



Date: ____ / ____ / 2025



Unit 3: Helping out

Lesson 1



Wordwall

Scan to practice more.








Aim: To identify words related to daily routine.



Read about John's daily routine using
Reading Progress on Microsoft Teams.

A. Look and write. ★

cook lunch - do my homework - feed the fish - fix my bike -
go shopping - make my bed - tidy my room - water the plants



C. Look and write sentences. (4 - 6 words) ★★ ★



B. Reorder the words. ★★

take out - I - rubbish. - the



washing up. - do - I - the



Student's checklist



Start with a capital letter

ABCD



Use finger spaces



End with a punctuation mark



Write on the lines neatly

X hat ✓ hat

Teacher's feedback

___ / ___ / 2025

Reinforcement	Description	Influence
I'm proud of you because of: <ul style="list-style-type: none"> <input type="checkbox"/> Your nice handwriting. <input type="checkbox"/> Your correct answers. <input type="checkbox"/> Your use of correct punctuation. <input type="checkbox"/> Your spelling of many words correctly. <input type="checkbox"/> Your clear and organized work. <input type="checkbox"/> Your use of complete sentences. <input type="checkbox"/> Your effort in completing the worksheet. 	Good on: <ul style="list-style-type: none"> <input type="checkbox"/> Following the instructions. <input type="checkbox"/> Thinking carefully about your answers. <input type="checkbox"/> Writing your ideas clearly. <input type="checkbox"/> Keeping your work organized. <input type="checkbox"/> Using new words you learned. <input type="checkbox"/> Making your writing interesting. <input type="checkbox"/> Using different kinds of sentences. 	Good, and it's time to: <ul style="list-style-type: none"> <input type="checkbox"/> Write neatly/on lines. <input type="checkbox"/> Keep finger space between words. <input type="checkbox"/> Complete any missing work. <input type="checkbox"/> Correct spelling mistakes. <input type="checkbox"/> Use punctuation marks correctly (., ?). <input type="checkbox"/> Revise and correct any mistakes. <input type="checkbox"/> Practice more to enhance your skills.

Thank you for:

☐ Your willingness to revise your work. ☐ Correcting your mistakes.

___ / ___ / 2025

Please:

☐ Revise your work. ☐ Refer to the teacher's feedback.

___ / ___ / 2025

___ / ___ / 2025

Date: _____ / _____ / 2025

Words Practice

Handwriting practice lines consisting of solid top and bottom lines with a dashed middle line. The page contains 10 sets of these lines for writing practice.

Date: ____ / ____ / 2025

3 GOOD HEALTH AND WELL-BEING



Unit 3: Helping out

Lesson 2

LIVE



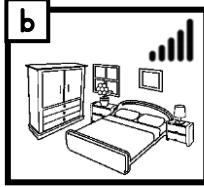
LIVEWORKSHEETS

Scan to practice more.



Aim: To write complete sentences using adverbs of frequency.

A. Look and match. ★



1. My bedroom is always tidy. _____

2. She usually feeds the cat. _____

3. We sometimes cook lunch. _____

4. I never water the plants. _____

B. Reorder the words. ★★



goes - He - shopping. - usually

1. _____



always - homework. - my - I - do


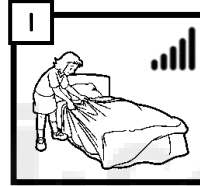
2. _____



late. - never - sleep - We

3. _____

C. Look and write sentences. (4 - 6 words) ★★★



Student's checklist



Start with a capital letter

ABCD



Use finger spaces



End with a punctuation mark

? ! , .



Write on the lines neatly

X hat ✓ hat

Teacher's feedback

___ / ___ / 2025

Reinforcement	Description	Influence
I'm proud of you because of: <ul style="list-style-type: none"><input type="checkbox"/> Your nice handwriting.<input type="checkbox"/> Your correct answers.<input type="checkbox"/> Your use of correct punctuation.<input type="checkbox"/> Your spelling of many words correctly.<input type="checkbox"/> Your clear and organized work.<input type="checkbox"/> Your use of complete sentences.<input type="checkbox"/> Your effort in completing the worksheet.	Good on: <ul style="list-style-type: none"><input type="checkbox"/> Following the instructions.<input type="checkbox"/> Thinking carefully about your answers.<input type="checkbox"/> Writing your ideas clearly.<input type="checkbox"/> Keeping your work organized.<input type="checkbox"/> Using new words you learned.<input type="checkbox"/> Making your writing interesting.<input type="checkbox"/> Using different kinds of sentences.	Good, and it's time to: <ul style="list-style-type: none"><input type="checkbox"/> Write neatly/on lines.<input type="checkbox"/> Keep finger space between words.<input type="checkbox"/> Complete any missing work.<input type="checkbox"/> Correct spelling mistakes.<input type="checkbox"/> Use punctuation marks correctly (, . ?).<input type="checkbox"/> Revise and correct any mistakes.<input type="checkbox"/> Practice more to enhance your skills.

Thank you for:

☐ Your willingness to revise your work. ☐ Correcting your mistakes.

Please:

☐ Revise your work. ☐ Refer to the teacher's feedback.

Date: _____ / _____ / 2025

Unit 3: Helping out

Lesson 4



LIVEWORKSHEETS
Scan to practice more.



Aim: To write sentences using frequency of activity.

A. Look and match. ☆

- | | |
|-------------------------------|--------------------------------|
| 1. at the weekend | _____ seven times a week |
| 2. every Wednesdays | _____ twice a week |
| 3. every morning | _____ on Fridays and Saturdays |
| 4. on Mondays and Tuesdays | _____ twice a day |
| 5. in the morning and evening | _____ once a week |

B. Reorder the words. ☆ ☆

often - you - How - help your mum? - do



watch a film? - often - he - does - How



twice a day. - I - the - feed - fish




bike - the - rides - every day. - She



C. Look and write questions and answers. ☆ ☆ ☆



(Use: three times a week)



(Use: at the weekends)



(Use: every morning)

Student's checklist



Start with a capital letter

ABCD



Use finger spaces



End with a punctuation mark

? ! , .



Write on the lines neatly

X hat ✓ hat

Teacher's feedback

___ / ___ / 2025

Reinforcement	Description	Influence
I'm proud of you because of: <ul style="list-style-type: none"><input type="checkbox"/> Your nice handwriting.<input type="checkbox"/> Your correct answers.<input type="checkbox"/> Your use of correct punctuation.<input type="checkbox"/> Your spelling of many words correctly.<input type="checkbox"/> Your clear and organized work.<input type="checkbox"/> Your use of complete sentences.<input type="checkbox"/> Your effort in completing the worksheet.	Good on: <ul style="list-style-type: none"><input type="checkbox"/> Following the instructions.<input type="checkbox"/> Thinking carefully about your answers.<input type="checkbox"/> Writing your ideas clearly.<input type="checkbox"/> Keeping your work organized.<input type="checkbox"/> Using new words you learned.<input type="checkbox"/> Making your writing interesting.<input type="checkbox"/> Using different kinds of sentences.	Good, and it's time to: <ul style="list-style-type: none"><input type="checkbox"/> Write neatly/on lines.<input type="checkbox"/> Keep finger space between words.<input type="checkbox"/> Complete any missing work.<input type="checkbox"/> Correct spelling mistakes.<input type="checkbox"/> Use punctuation marks correctly (, , ?).<input type="checkbox"/> Revise and correct any mistakes.<input type="checkbox"/> Practice more to enhance your skills.

Thank you for:

☐ Your willingness to revise your work. ☐ Correcting your mistakes.

Please:

☐ Revise your work. ☐ Refer to the teacher's feedback.

Date: _____ / _____ / 2025

Sentence Dictation

Handwriting practice lines consisting of solid top and bottom lines with a dashed middle line. The page contains 10 sets of these lines for dictation practice.

Date: _____ / _____ / 2025



Search and write other words with long /i/ on eduNET.

Unit 3: Helping out

Lesson 6 & 9

Wordwall

Scan to practice more.



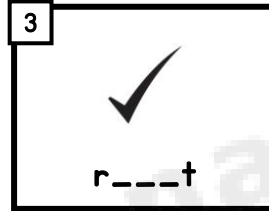


Aims: To identify the long /i/ & To complete an email.



5

A. Look and fill in the blanks. ☆

igh - y - i_e



B. Write the words under the given pictures. ☆ ☆

rice - night - sky



C. Look and write sentences. ☆ ☆ ☆

crocodile - pie - ~~kite~~ - light



o. There is a kite.

l. _____

2. _____



Student's checklist



Start with a capital letter
ABCD



Use finger spaces
↑



End with a punctuation mark
?! .



Write on the lines neatly
X hat ✓ hat

A. Read and fill in the blanks with the correct words.

Dear Shouq,

Hellol How are you? My name is Zahraa. I'm seven years old. I will tell you about my (0) _____ week _____.

I make my bed (1) _____. I tidy my room on (2) _____.

I always help my (3) _____ with the cooking. I take out the

(4) _____ once a week. I water the (5) _____ twice a week.

See you soon!

Love,

Zahraa

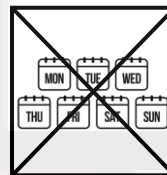
Feedback



Well done! You're a skillful reader.



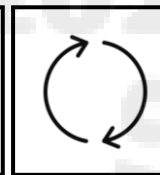
Good try! Please practice reading more carefully.



week



parents



every day



plants



rubbish



Saturdays

Teacher's feedback

Reinforcement	Description	Influence
I'm proud of you because of: <ul style="list-style-type: none"> <input type="checkbox"/> Your nice handwriting. <input type="checkbox"/> Your correct answers. <input type="checkbox"/> Your use of correct punctuation. <input type="checkbox"/> Your spelling of many words correctly. <input type="checkbox"/> Your clear and organized work. <input type="checkbox"/> Your use of complete sentences. <input type="checkbox"/> Your effort in completing the worksheet. 	Good on: <ul style="list-style-type: none"> <input type="checkbox"/> Following the instructions. <input type="checkbox"/> Thinking carefully about your answers. <input type="checkbox"/> Writing your ideas clearly. <input type="checkbox"/> Keeping your work organized. <input type="checkbox"/> Using new words you learned. <input type="checkbox"/> Making your writing interesting. <input type="checkbox"/> Using different kinds of sentences. 	Good, and it's time to: <ul style="list-style-type: none"> <input type="checkbox"/> Write neatly/on lines. <input type="checkbox"/> Keep finger space between words. <input type="checkbox"/> Complete any missing work. <input type="checkbox"/> Correct spelling mistakes. <input type="checkbox"/> Use punctuation marks correctly (, , ?). <input type="checkbox"/> Revise and correct any mistakes. <input type="checkbox"/> Practice more to enhance your skills.

Thank you for:

☐ Your willingness to revise your work. ☐ Correcting your mistakes.

Please:

☐ Revise your work. ☐ Refer to the teacher's feedback.



Speak about your week using Speaker
Progress on Microsoft Teams.

Unit 3: Helping out

Lesson 9



LIVEWORKSHEETS
Scan to practice more.








Aim: To write a paragraph about the week.



A. Look and write. ☆

Tidy my room - wash the dishes - water the plant
bake - mop the floor - make my bed



B. Circle the errors and correct the sentences. (2 errors) ☆☆

1. I make my bed one a day



2. i take in the rubbish.

Teacher's feedback _____ / ____ / 2025

Reinforcement	Description	Influence
I'm proud of you because of: <ul style="list-style-type: none"><input type="checkbox"/> Your nice handwriting.<input type="checkbox"/> Your correct answers.<input type="checkbox"/> Your use of correct punctuation.<input type="checkbox"/> Your spelling of many words correctly.<input type="checkbox"/> Your clear and organized work.<input type="checkbox"/> Your use of complete sentences.<input type="checkbox"/> Your effort in completing the worksheet.	Good on: <ul style="list-style-type: none"><input type="checkbox"/> Following the instructions.<input type="checkbox"/> Thinking carefully about your answers.<input type="checkbox"/> Writing your ideas clearly.<input type="checkbox"/> Keeping your work organized.<input type="checkbox"/> Using new words you learned.<input type="checkbox"/> Making your writing interesting.<input type="checkbox"/> Using different kinds of sentences.	Good, and it's time to: <ul style="list-style-type: none"><input type="checkbox"/> Write neatly/on lines.<input type="checkbox"/> Keep finger space between words.<input type="checkbox"/> Complete any missing work.<input type="checkbox"/> Correct spelling mistakes.<input type="checkbox"/> Use punctuation marks correctly (, . ?).<input type="checkbox"/> Revise and correct any mistakes.<input type="checkbox"/> Practice more to enhance your skills.
Thank you for: <ul style="list-style-type: none"><input type="checkbox"/> Your willingness to revise your work.<input type="checkbox"/> Correcting your mistakes.	Please: <ul style="list-style-type: none"><input type="checkbox"/> Revise your work.<input type="checkbox"/> Refer to the teacher's feedback.	

C. Write a paragraph about your week. In your paragraph, include:

- What you do every day
- What you do on Saturdays
- What you always help your parents with
- What you do once a week
- What you do twice a week



Student's checklist

<input type="checkbox"/> Start with a capital letter ABCD	<input type="checkbox"/> Use finger spaces ☞	<input type="checkbox"/> End with a punctuation mark ? ! , .	<input type="checkbox"/> Write on the lines neatly X hat ✓ hat
--	---	---	---

Extra Worksheets



Unit 4: Playtime!



 **Copilot**
Generated by AI



Scan to watch
unit 4's video



Scan to listen to the
Student Book's audios



Scan to listen to the
Workbook's audios



Date: _____ / _____ / 2025



Read about hobbies using Reading Progress on Microsoft Teams.

Unit 4: Playtime!

Lesson 1










LIVEWORKSHEETS
Scan to practice more.




Aim: To identify words related to hobbies.

A. Look and write. ★

bake - collect stickers - do puzzles - dress up - make things - roller-skate - watch films - read comic books



C. Look and write sentences. (4 - 6 words) ★★ ★



B. Reorder the words. ★★

computer - I - games. - play



1. _____

and - play - hide - seek. - I



2. _____

I - books. - comic - read



3. _____

Student's checklist



Start with a capital letter
ABCD



Use finger spaces



End with a punctuation mark
? ! , .



Write on the lines neatly
X hat ✓ hat

Teacher's feedback

___ / ___ / 2025

Reinforcement	Description	Influence
I'm proud of you because of: <ul style="list-style-type: none"> <input type="checkbox"/> Your nice handwriting. <input type="checkbox"/> Your correct answers. <input type="checkbox"/> Your use of correct punctuation. <input type="checkbox"/> Your spelling of many words correctly. <input type="checkbox"/> Your clear and organized work. <input type="checkbox"/> Your use of complete sentences. <input type="checkbox"/> Your effort in completing the worksheet. 	Good on: <ul style="list-style-type: none"> <input type="checkbox"/> Following the instructions. <input type="checkbox"/> Thinking carefully about your answers. <input type="checkbox"/> Writing your ideas clearly. <input type="checkbox"/> Keeping your work organized. <input type="checkbox"/> Using new words you learned. <input type="checkbox"/> Making your writing interesting. <input type="checkbox"/> Using different kinds of sentences. 	Good, and it's time to: <ul style="list-style-type: none"> <input type="checkbox"/> Write neatly/on lines. <input type="checkbox"/> Keep finger space between words. <input type="checkbox"/> Complete any missing work. <input type="checkbox"/> Correct spelling mistakes. <input type="checkbox"/> Use punctuation marks correctly (, , ?). <input type="checkbox"/> Revise and correct any mistakes. <input type="checkbox"/> Practice more to enhance your skills.

Thank you for:

☐ Your willingness to revise your work. ☐ Correcting your mistakes.

___ / ___ / 2025

Please:

☐ Revise your work. ☐ Refer to the teacher's feedback.

___ / ___ / 2025

___ / ___ / 2025

Date: _____ / _____ / 2025

Words Practice

Handwriting practice lines consisting of solid top and bottom lines with a dashed middle line. The page contains 10 sets of these lines for writing practice.

Date: _____ / _____ / 2025



Write about your
hobbies on eduNET.

Unit 4: Playtime!

Lesson 2



Wordwall

Scan to practice more.



Aim: To write sentences using
likes and dislikes.

A. Look, read and circle the correct answer. ★

1  X

He (don't like / doesn't like)
dressing up.

2  ✓

I (like / likes) doing puzzles
after school.

B. Reorder the words. ★★

collecting - She - stickers. - likes



1. _____

like - playing - don't - video games. - We




2. _____


C. Read and fill in the blanks. ★★★

singing - painting - eating - dancing - reading


1. She (doesn't like/ likes) _____.



2. They (don't like/ like) _____.



3. I (don't like/ like) _____.



4. He (doesn't like/ likes) _____.



C. Look and write sentences. (4 - 6 words) ★★★

1  ✓ (Use: We)

2  ✓ (Use: She)

3  X (Use: They)

Student's checklist



Start with a
capital letter

ABCD



Use finger
spaces



End with a
punctuation mark

?!



Write on the
lines neatly

X hat ✓ hat

Teacher's feedback

___ / ___ / 2025

Reinforcement	Description	Influence
I'm proud of you because of: <ul style="list-style-type: none"><input type="checkbox"/> Your nice handwriting.<input type="checkbox"/> Your correct answers.<input type="checkbox"/> Your use of correct punctuation.<input type="checkbox"/> Your spelling of many words correctly.<input type="checkbox"/> Your clear and organized work.<input type="checkbox"/> Your use of complete sentences.<input type="checkbox"/> Your effort in completing the worksheet.	Good on: <ul style="list-style-type: none"><input type="checkbox"/> Following the instructions.<input type="checkbox"/> Thinking carefully about your answers.<input type="checkbox"/> Writing your ideas clearly.<input type="checkbox"/> Keeping your work organized.<input type="checkbox"/> Using new words you learned.<input type="checkbox"/> Making your writing interesting.<input type="checkbox"/> Using different kinds of sentences.	Good, and it's time to: <ul style="list-style-type: none"><input type="checkbox"/> Write neatly/on lines.<input type="checkbox"/> Keep finger space between words.<input type="checkbox"/> Complete any missing work.<input type="checkbox"/> Correct spelling mistakes.<input type="checkbox"/> Use punctuation marks correctly (., ?).<input type="checkbox"/> Revise and correct any mistakes.<input type="checkbox"/> Practice more to enhance your skills.

Thank you for:

☐ Your willingness to revise your work. ☐ Correcting your mistakes.

Please:

☐ Revise your work. ☐ Refer to the teacher's feedback.

Date: _____ / _____ / 2025

Unit 4: Playtime!


Lesson 4



Aim: To write questions and answers about personal preferences.


A. Look, read and fill in the blanks. ★

Do - Does - No, she doesn't. - Yes, they do.

1  ✓ _____ the children like riding real horses?

2  X _____ she like riding her hobby horse?

B. Read and write. ★★



Do - Does

do - does - don't - doesn't

0. Do you like baking? No, I do.

1. _____ you like doing puzzles? Yes, we n't.

2. _____ they like dressing up? No, they _____.

3. _____ he like playing football? Yes, he _____.

4. _____ she like reading books? No, she _____.

C. Look and answer the questions. ★★



1	2	3
running	playing tennis	drawing
✓	X	✓

1. Does he like running?

Answer: _____

2. Do they like playing tennis?

Answer: _____

3. Do you like drawing?

Answer: _____

Student's checklist



Start with a capital letter
ABCD



Use finger spaces




End with a punctuation mark
. ! ?



Write on the lines neatly
X hat hat

Teacher's feedback

___ / ___ / 2025

Reinforcement	Description	Influence
I'm proud of you because of: <ul style="list-style-type: none"><input type="checkbox"/> Your nice handwriting.<input type="checkbox"/> Your correct answers.<input type="checkbox"/> Your use of correct punctuation.<input type="checkbox"/> Your spelling of many words correctly.<input type="checkbox"/> Your clear and organized work.<input type="checkbox"/> Your use of complete sentences.<input type="checkbox"/> Your effort in completing the worksheet.	Good on: <ul style="list-style-type: none"><input type="checkbox"/> Following the instructions.<input type="checkbox"/> Thinking carefully about your answers.<input type="checkbox"/> Writing your ideas clearly.<input type="checkbox"/> Keeping your work organized.<input type="checkbox"/> Using new words you learned.<input type="checkbox"/> Making your writing interesting.<input type="checkbox"/> Using different kinds of sentences.	Good, and it's time to: <ul style="list-style-type: none"><input type="checkbox"/> Write neatly/on lines.<input type="checkbox"/> Keep finger space between words.<input type="checkbox"/> Complete any missing work.<input type="checkbox"/> Correct spelling mistakes.<input type="checkbox"/> Use punctuation marks correctly (. , ?).<input type="checkbox"/> Revise and correct any mistakes.<input type="checkbox"/> Practice more to enhance your skills.

Thank you for:

☐ Your willingness to revise your work. ☐ Correcting your mistakes.

___ / ___ / 2025

Please:

☐ Revise your work. ☐ Refer to the teacher's feedback.

___ / ___ / 2025

___ / ___ / 2025

Date: _____ / _____ / 2025

Sentence Dictation

Handwriting practice lines for sentence dictation. The page features 10 sets of horizontal lines, each consisting of a solid top line, a dashed middle line, and a solid bottom line, providing a guide for letter height and placement.

Date: _____ / _____ / 2025

Unit 4: Playtime!

Lesson 6 & 9

Scan to practice more.

Wordwall



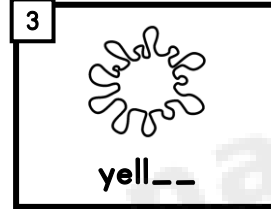
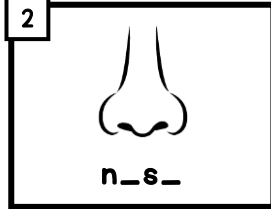
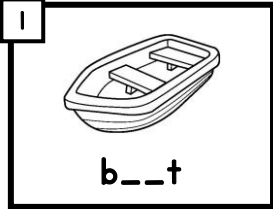
Aims: To identify the long /o/ & To complete an email.



5

A. Look and fill in the blanks. ★

ow - oa - o_e



B. Write the words under the given pictures. ★★

goat - rainbow - closed



C. Look and write sentences. ★★★

coat - window - know - home

o. There is a window.

1. _____

2. _____



Student's checklist



Start with a capital letter
ABCD



Use finger spaces
✎



End with a punctuation mark
?! ,



Write on the lines neatly
X hat ✓ hat

A. Read and fill in the blanks with the correct words.

Dear Noor,

Hello! How are you? My name is Mariam. I'm eight years old. I will tell you about what I like and don't like.

I like reading (0) _____ books and I like doing (1) _____.

I like watching (2) _____, but I don't like (3) _____.

I like playing (4) _____ games, but I don't like collecting

(5) _____.

See you soon!

Love,

Mariam

Feedback


___/___/2025




Well done! You're a skillful reader.



Good try! Please practice reading more carefully.




books




cooking




stickers



computer



films



jigsaws

Teacher's feedback

___/___/2025

Reinforcement	Description	Influence
I'm proud of you because of: <ul style="list-style-type: none"> <input type="checkbox"/> Your nice handwriting. <input type="checkbox"/> Your correct answers. <input type="checkbox"/> Your use of correct punctuation. <input type="checkbox"/> Your spelling of many words correctly. <input type="checkbox"/> Your clear and organized work. <input type="checkbox"/> Your use of complete sentences. <input type="checkbox"/> Your effort in completing the worksheet. 	Good on: <ul style="list-style-type: none"> <input type="checkbox"/> Following the instructions. <input type="checkbox"/> Thinking carefully about your answers. <input type="checkbox"/> Writing your ideas clearly. <input type="checkbox"/> Keeping your work organized. <input type="checkbox"/> Using new words you learned. <input type="checkbox"/> Making your writing interesting. <input type="checkbox"/> Using different kinds of sentences. 	Good, and it's time to: <ul style="list-style-type: none"> <input type="checkbox"/> Write neatly/on lines. <input type="checkbox"/> Keep finger space between words. <input type="checkbox"/> Complete any missing work. <input type="checkbox"/> Correct spelling mistakes. <input type="checkbox"/> Use punctuation marks correctly (, , ?). <input type="checkbox"/> Revise and correct any mistakes. <input type="checkbox"/> Practice more to enhance your skills.

Thank you for:

___/___/2025

☐ Your willingness to revise your work. ☐ Correcting your mistakes.

Please:

___/___/2025






___/___/2025

☐ Revise your work. ☐ Refer to the teacher's feedback.



A. Look and write. ☆

watching films - board skating - reading books
painting - playing games - cooking



B. Circle the errors and correct the sentences. (2 errors) ☆☆

1. i dont like cooking.

2. I like read books

C. Write a paragraph about your favourite activities. (likes & dislikes) ☆☆☆

In your paragraph, write +5 sentences.



Blank lines for writing a paragraph about favourite activities.

Teacher's feedback

___ / ___ / 2025

Reinforcement	Description	Influence
I'm proud of you because of: <ul style="list-style-type: none"><input type="checkbox"/> Your nice handwriting.<input type="checkbox"/> Your correct answers.<input type="checkbox"/> Your use of correct punctuation.<input type="checkbox"/> Your spelling of many words correctly.<input type="checkbox"/> Your clear and organized work.<input type="checkbox"/> Your use of complete sentences.<input type="checkbox"/> Your effort in completing the worksheet.	Good on: <ul style="list-style-type: none"><input type="checkbox"/> Following the instructions.<input type="checkbox"/> Thinking carefully about your answers.<input type="checkbox"/> Writing your ideas clearly.<input type="checkbox"/> Keeping your work organized.<input type="checkbox"/> Using new words you learned.<input type="checkbox"/> Making your writing interesting.<input type="checkbox"/> Using different kinds of sentences.	Good, and it's time to: <ul style="list-style-type: none"><input type="checkbox"/> Write neatly/on lines.<input type="checkbox"/> Keep finger space between words.<input type="checkbox"/> Complete any missing work.<input type="checkbox"/> Correct spelling mistakes.<input type="checkbox"/> Use punctuation marks correctly (, . ?).<input type="checkbox"/> Revise and correct any mistakes.<input type="checkbox"/> Practice more to enhance your skills.

Thank you for: ___ / ___ / 2025
☐ Your willingness to revise your work. ☐ Correcting your mistakes.

Please: ___ / ___ / 2025
☐ Revise your work. ☐ Refer to the teacher's feedback.

Student's checklist

☐ Start with a capital letter
ABCD

☐ Use finger spaces
✎

☐ End with a punctuation mark
? ! . ,

☐ Write on the lines neatly
X hat ✓ hat

Unit 5: Eating out



 Copilot
Generated by AI



Scan to watch
unit 5's video



Scan to listen to the
Student Book's audios



Scan to listen to the
Workbook's audios



Date: _____ / _____ / 2025



Read about tasty food using Reading Progress on Microsoft Teams.

Unit 5: Eating out

Lesson 1



LIVEWORKSHEETS
Scan to practice more.






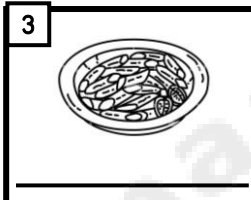

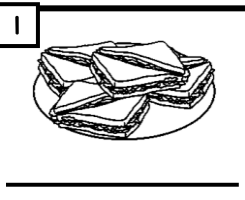


Aim: To identify words related to food.



A. Look and write. ★

milkshakes - noodles - pancakes - pasta - sandwiches - sauce
- soup - vegetables



B. Reorder the words. ★★

like - salad. - I



1. _____

sandwiches. - I - like






2. _____

I - pancakes. - like



3. _____

C. Look and write sentences. (3 - 4 words) ★★★



Student's checklist



Start with a capital letter
ABCD



Use finger spaces
↑



End with a punctuation mark
? ! , .



Write on the lines neatly
X hat ✓ hat

Teacher's feedback

___ / ___ / 2025

Reinforcement	Description	Influence
I'm proud of you because of: <ul style="list-style-type: none"> <input type="checkbox"/> Your nice handwriting. <input type="checkbox"/> Your correct answers. <input type="checkbox"/> Your use of correct punctuation. <input type="checkbox"/> Your spelling of many words correctly. <input type="checkbox"/> Your clear and organized work. <input type="checkbox"/> Your use of complete sentences. <input type="checkbox"/> Your effort in completing the worksheet. 	Good on: <ul style="list-style-type: none"> <input type="checkbox"/> Following the instructions. <input type="checkbox"/> Thinking carefully about your answers. <input type="checkbox"/> Writing your ideas clearly. <input type="checkbox"/> Keeping your work organized. <input type="checkbox"/> Using new words you learned. <input type="checkbox"/> Making your writing interesting. <input type="checkbox"/> Using different kinds of sentences. 	Good, and it's time to: <ul style="list-style-type: none"> <input type="checkbox"/> Write neatly/on lines. <input type="checkbox"/> Keep finger space between words. <input type="checkbox"/> Complete any missing work. <input type="checkbox"/> Correct spelling mistakes. <input type="checkbox"/> Use punctuation marks correctly (, . , ?). <input type="checkbox"/> Revise and correct any mistakes. <input type="checkbox"/> Practice more to enhance your skills.

Thank you for:

☐ Your willingness to revise your work. ☐ Correcting your mistakes.

___ / ___ / 2025

Please:

☐ Revise your work. ☐ Refer to the teacher's feedback.

___ / ___ / 2025

___ / ___ / 2025

Date: _____ / _____ / 2025

Words Practice

Handwriting practice lines consisting of solid top and bottom lines with a dashed middle line. The page contains 10 sets of these lines for writing practice.

Date: _____ / _____ / 2025



Write about your favourite dish on eduNET.

Unit 5: Eating out

Lesson 2





Wordwall

Scan to practice more.





Aim: To write complete sentences about food.

A. Look, read and circle the correct answer. ★

1  



A. There is some sauce.
B. There isn't any sauce.

2  

A. There are some noodles.
B. There aren't any noodles.

B. Reorder the words. ★★



  soup. - There - any - isn't

1.   some - are - burgers. - There



2. _____

C. Read and fill in the blanks. ★★★



a - any - some

  1. There is _____ banana.





2. There is _____ juice.  

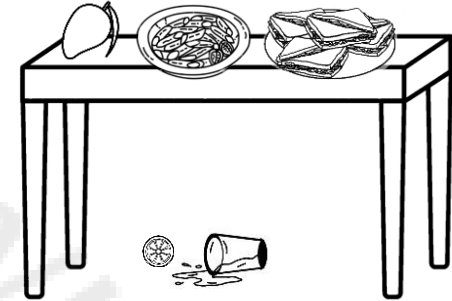
  3. There isn't _____ milk.

4. There are _____ pancakes.  

  5. There aren't _____ milkshakes.

D. Look and write sentences. (4 - 6 words) ★★★★★

a = 
some = 
lots of = 
any = 



o. There is a mango.

1. _____

2. _____

3. _____

Student's checklist



Start with a capital letter
ABCD



Use finger spaces




End with a punctuation mark
? ! , .



Write on the lines neatly
X hat ✓ hat

Teacher's feedback

___ / ___ / 2025

Reinforcement	Description	Influence
I'm proud of you because of: <ul style="list-style-type: none"> <input type="checkbox"/> Your nice handwriting. <input type="checkbox"/> Your correct answers. <input type="checkbox"/> Your use of correct punctuation. <input type="checkbox"/> Your spelling of many words correctly. <input type="checkbox"/> Your clear and organized work. <input type="checkbox"/> Your use of complete sentences. <input type="checkbox"/> Your effort in completing the worksheet. 	Good on: <ul style="list-style-type: none"> <input type="checkbox"/> Following the instructions. <input type="checkbox"/> Thinking carefully about your answers. <input type="checkbox"/> Writing your ideas clearly. <input type="checkbox"/> Keeping your work organized. <input type="checkbox"/> Using new words you learned. <input type="checkbox"/> Making your writing interesting. <input type="checkbox"/> Using different kinds of sentences. 	Good, and it's time to: <ul style="list-style-type: none"> <input type="checkbox"/> Write neatly/on lines. <input type="checkbox"/> Keep finger space between words. <input type="checkbox"/> Complete any missing work. <input type="checkbox"/> Correct spelling mistakes. <input type="checkbox"/> Use punctuation marks correctly (, . ?). <input type="checkbox"/> Revise and correct any mistakes. <input type="checkbox"/> Practice more to enhance your skills.

Thank you for:

☐ Your willingness to revise your work. ☐ Correcting your mistakes.

Please:

☐ Revise your work. ☐ Refer to the teacher's feedback.

Date: _____ / _____ / 2025



Write about how you can
reduce food waste on eduNET.

Unit 5: Eating out

Lesson 4




Scan to practice more.



Aim: To write sentences using
quantity nouns.



A. Read and fill in the blanks. ★



bowl - slice - glass - plate - bag - bottle

- Can I have a _____ of water, please?
- Can I have a _____ of juice, please?
- Can I have a _____ of rice, please?
- Can I have a _____ of chicken, please?
- Can I have a _____ of bread, please?
- Can I have a _____ of grapes, please?



B. Reorder the words. ★★

slice - a - Can - pizza, - have - please? - I - of




1. _____

salad, - I - please? - of - Can - plate - a - have




2. _____


C. Look and write sentences. (8 - 10 words) ★★★



Use: a plate of



Use: a bowl of



Use: a bottle of

Student's checklist



Start with a
capital letter
ABCD



Use finger
spaces



End with a
punctuation mark
?!



Write on the
lines neatly
X hat ✓ hat

Teacher's feedback

___ / ___ / 2025

Reinforcement	Description	Influence
I'm proud of you because of: <ul style="list-style-type: none"> <input type="checkbox"/> Your nice handwriting. <input type="checkbox"/> Your correct answers. <input type="checkbox"/> Your use of correct punctuation. <input type="checkbox"/> Your spelling of many words correctly. <input type="checkbox"/> Your clear and organized work. <input type="checkbox"/> Your use of complete sentences. <input type="checkbox"/> Your effort in completing the worksheet. 	Good on: <ul style="list-style-type: none"> <input type="checkbox"/> Following the instructions. <input type="checkbox"/> Thinking carefully about your answers. <input type="checkbox"/> Writing your ideas clearly. <input type="checkbox"/> Keeping your work organized. <input type="checkbox"/> Using new words you learned. <input type="checkbox"/> Making your writing interesting. <input type="checkbox"/> Using different kinds of sentences. 	Good, and it's time to: <ul style="list-style-type: none"> <input type="checkbox"/> Write neatly/on lines. <input type="checkbox"/> Keep finger space between words. <input type="checkbox"/> Complete any missing work. <input type="checkbox"/> Correct spelling mistakes. <input type="checkbox"/> Use punctuation marks correctly (., ?). <input type="checkbox"/> Revise and correct any mistakes. <input type="checkbox"/> Practice more to enhance your skills.

Thank you for:

☐ Your willingness to revise your work. ☐ Correcting your mistakes.

Please:

☐ Revise your work. ☐ Refer to the teacher's feedback.

Date: _____ / _____ / 2025

Sentence Dictation

Handwriting practice lines consisting of solid top and bottom lines with a dashed middle line. The page contains 10 sets of these lines for dictation practice.

Date: _____ / _____ / 2025

Unit 5: Eating out

Lesson 6 & 9


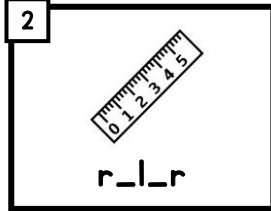
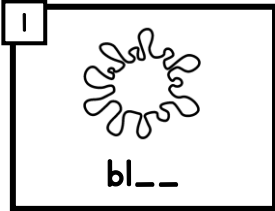
Scan to practice more.

Wordwall



Aims: To identify the long /u/ & To complete an email.

A. Look and fill in the blanks. ☆



B. Write the words under the given pictures. ☆ ☆

true - zoo - June



C. Look and write sentences. ☆ ☆ ☆

bedroom - balloon - Tuesday - computer

0. This is a balloon.

1. _____

2. _____

Student's checklist



Start with a capital letter
ABCD



Use finger spaces



End with a punctuation mark
?! .



Write on the lines neatly
X hat ✓ hat

A. Read and fill in the blanks with the correct words.

Dear Shahad,

Hello! How are you? My name is Zainab. I'm (0) _____ eight _____ years old. I will tell you about a restaurant.

- Name of (1) _____: La Pampa
- My friend says, 'I (2) _____ going there.'
- My mum says, 'It's a great place to (3) _____.'
- My teacher says, 'I (4) _____ eat there.'
- I say, 'It's really cool. I love their (5) _____.'

See you soon!

Love,

Zainab

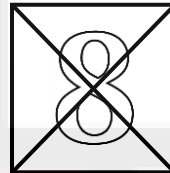
Feedback



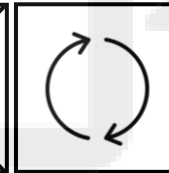
Well done! You're a skillful reader.




Good try! Please practice reading more carefully.




eight




always




restaurant



pizza



eat



love

Teacher's feedback

Reinforcement	Description	Influence
I'm proud of you because of: <ul style="list-style-type: none"> ✓ Your nice handwriting. ✓ Your correct answers. ✓ Your use of correct punctuation. ✓ Your spelling of many words correctly. ✓ Your clear and organized work. ✓ Your use of complete sentences. ✓ Your effort in completing the worksheet. 	Good on: <ul style="list-style-type: none"> ✓ Following the instructions. ✓ Thinking carefully about your answers. ✓ Writing your ideas clearly. ✓ Keeping your work organized. ✓ Using new words you learned. ✓ Making your writing interesting. ✓ Using different kinds of sentences. 	Good, and it's time to: <ul style="list-style-type: none"> ✓ Write neatly/on lines. ✓ Keep finger space between words. ✓ Complete any missing work. ✓ Correct spelling mistakes. ✓ Use punctuation marks correctly (., , ?). ✓ Revise and correct any mistakes. ✓ Practice more to enhance your skills.

Thank you for:

✓ Your willingness to revise your work. ✓ Correcting your mistakes.

Please:

✓ Revise your work. ✓ Refer to the teacher's feedback.

Unit 6: Animal behaviour



 Copilot
Generated by AI



Scan to watch
unit 6's video



Scan to listen to the
Student Book's audios



Scan to listen to the
Workbook's audios



Date: _____ / _____ / 2025



Read about interesting animals using Reading Progress on Microsoft Teams.

Unit 6: Animal behaviour

Lesson 1



Wordwall


Scan to practice more.





Aim: To identify words related to animals.


A. Look and write. ★


ants - bat - dolphin - kangaroo - panda - parrot - penguin - shark


1



2



3


4



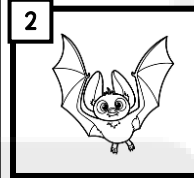

5


6


7



8


C. Look and write sentences. (4 - 6 words) ★★ ★



B. Reorder the words. ★★

is - This - whale. - a



1. _____

parrot. - is - a - This



2. _____

a - dolphin. - This - is



3. _____

Student's checklist



Start with a capital letter
ABCD



Use finger spaces




End with a punctuation mark
? ! , .



Write on the lines neatly
X hat ✓ hat

Teacher's feedback

___ / ___ / 2025

Reinforcement	Description	Influence
I'm proud of you because of: <ul style="list-style-type: none"> <input type="checkbox"/> Your nice handwriting. <input type="checkbox"/> Your correct answers. <input type="checkbox"/> Your use of correct punctuation. <input type="checkbox"/> Your spelling of many words correctly. <input type="checkbox"/> Your clear and organized work. <input type="checkbox"/> Your use of complete sentences. <input type="checkbox"/> Your effort in completing the worksheet. 	Good on: <ul style="list-style-type: none"> <input type="checkbox"/> Following the instructions. <input type="checkbox"/> Thinking carefully about your answers. <input type="checkbox"/> Writing your ideas clearly. <input type="checkbox"/> Keeping your work organized. <input type="checkbox"/> Using new words you learned. <input type="checkbox"/> Making your writing interesting. <input type="checkbox"/> Using different kinds of sentences. 	Good, and it's time to: <ul style="list-style-type: none"> <input type="checkbox"/> Write neatly/on lines. <input type="checkbox"/> Keep finger space between words. <input type="checkbox"/> Complete any missing work. <input type="checkbox"/> Correct spelling mistakes. <input type="checkbox"/> Use punctuation marks correctly (, . ?). <input type="checkbox"/> Revise and correct any mistakes. <input type="checkbox"/> Practice more to enhance your skills.

Thank you for:

☐ Your willingness to revise your work. ☐ Correcting your mistakes.

Please:

☐ Revise your work. ☐ Refer to the teacher's feedback.

Date: _____ / _____ / 2025

Words Practice

Handwriting practice lines consisting of solid top and bottom lines with a dashed middle line. The page contains 10 sets of these lines for writing practice.

Date: _____ / _____ / 2025



Write about your favourite animal on eduNET.

Unit 6: Animal behaviour

Lesson 2



Wordwall

Scan to practice more.




Aim: To write complete sentences about animals.

A. Look, read and circle the correct answer. ☆

1


X



A. The dolphins are jumping.
B. The dolphins aren't jumping.

2

✓



A. The bat is flying.
B. The bat isn't flying.


B. Reorder the words. ☆☆

penguin - jumping. - The - is




1. _____

climbing. - panda - The - isn't



2. _____

parrots - are - The - talking.



3. _____

aren't - The - sleeping. - whales




3. _____

C. Look and write sentences. ☆☆☆

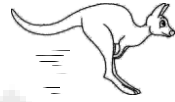
1 kangaroo

✓



(sleeping)


X



(running)


2 penguins

✓



(walking)

X



(swimming)

1. A. _____

B. _____

2. A. _____

B. _____

Student's checklist



Start with a capital letter
ABCD



Use finger spaces
↓



End with a punctuation mark
?! .



Write on the lines neatly
X hat ✓ hat

Teacher's feedback

___ / ___ / 2025

Reinforcement	Description	Influence
I'm proud of you because of: <ul style="list-style-type: none"> <input type="checkbox"/> Your nice handwriting. <input type="checkbox"/> Your correct answers. <input type="checkbox"/> Your use of correct punctuation. <input type="checkbox"/> Your spelling of many words correctly. <input type="checkbox"/> Your clear and organized work. <input type="checkbox"/> Your use of complete sentences. <input type="checkbox"/> Your effort in completing the worksheet. 	Good on: <ul style="list-style-type: none"> <input type="checkbox"/> Following the instructions. <input type="checkbox"/> Thinking carefully about your answers. <input type="checkbox"/> Writing your ideas clearly. <input type="checkbox"/> Keeping your work organized. <input type="checkbox"/> Using new words you learned. <input type="checkbox"/> Making your writing interesting. <input type="checkbox"/> Using different kinds of sentences. 	Good, and it's time to: <ul style="list-style-type: none"> <input type="checkbox"/> Write neatly/on lines. <input type="checkbox"/> Keep finger space between words. <input type="checkbox"/> Complete any missing work. <input type="checkbox"/> Correct spelling mistakes. <input type="checkbox"/> Use punctuation marks correctly (.,?). <input type="checkbox"/> Revise and correct any mistakes. <input type="checkbox"/> Practice more to enhance your skills.

Thank you for:

☐ Your willingness to revise your work. ☐ Correcting your mistakes.

___ / ___ / 2025

Please:

☐ Revise your work. ☐ Refer to the teacher's feedback.

___ / ___ / 2025

___ / ___ / 2025

Date: _____ / _____ / 2025



Unit 6: Animal behaviour

Lesson 4



Wordwall

Scan to practice more.



Aim: To identify wh- questions and yes/no questions.



A. Look, read and match. ★

<p>a</p>  <p>They're running to the <u>burrow</u>.</p>	<p>b</p>  <p>They're <u>hiding</u> from the eagle.</p>	<p>c</p>  <p>It's <u>climbing</u> the tree.</p>
---	---	--


1. What is it doing? _____

2. Why are they running? _____

3. Where are they going? _____


B. Read and fill in the blanks. ★★

What - Where - Why - Is - Are




A: _____ it looking for food?

B: Yes, it is.



A: _____ is it standing?




B: It's standing on the hill.



A: _____ they eating?

B: No, they aren't.

C. Look, read the questions and answer. ★★

eating	flying	farm
		

1. Is the dog playing?

Answer: _____

2. What are the birds doing?

Answer: _____

3. Where is the cow sleeping?

Answer: _____

Student's checklist



Start with a capital letter

ABCD



Use finger spaces



End with a punctuation mark

. ? !



Write on the lines neatly

X hat ✓ hat

Teacher's feedback

___ / ___ / 2025

Reinforcement	Description	Influence
<p>I'm proud of you because of:</p> <ul style="list-style-type: none"> <input type="checkbox"/> Your nice handwriting. <input type="checkbox"/> Your correct answers. <input type="checkbox"/> Your use of correct punctuation. <input type="checkbox"/> Your spelling of many words correctly. <input type="checkbox"/> Your clear and organized work. <input type="checkbox"/> Your use of complete sentences. <input type="checkbox"/> Your effort in completing the worksheet. 	<p>Good on:</p> <ul style="list-style-type: none"> <input type="checkbox"/> Following the instructions. <input type="checkbox"/> Thinking carefully about your answers. <input type="checkbox"/> Writing your ideas clearly. <input type="checkbox"/> Keeping your work organized. <input type="checkbox"/> Using new words you learned. <input type="checkbox"/> Making your writing interesting. <input type="checkbox"/> Using different kinds of sentences. 	<p>Good, and it's time to:</p> <ul style="list-style-type: none"> <input type="checkbox"/> Write neatly/on lines. <input type="checkbox"/> Keep finger space between words. <input type="checkbox"/> Complete any missing work. <input type="checkbox"/> Correct spelling mistakes. <input type="checkbox"/> Use punctuation marks correctly (. , ?). <input type="checkbox"/> Revise and correct any mistakes. <input type="checkbox"/> Practice more to enhance your skills.

Thank you for:

☐ Your willingness to revise your work. ☐ Correcting your mistakes.

___ / ___ / 2025

Please:

☐ Revise your work. ☐ Refer to the teacher's feedback.

___ / ___ / 2025

___ / ___ / 2025

Date: _____ / _____ / 2025

Sentence Dictation

Handwriting practice lines for sentence dictation. The page features 10 sets of three horizontal lines (top solid, middle dashed, bottom solid) for writing practice. A large, faint watermark is visible across the center of the page, reading "almanahj.com" and "2026 2025".


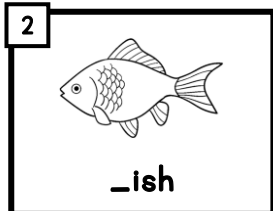

Date: _____ / _____ / 2025

Unit 6: Animal behaviour

Lesson 6 & 9

Aims: To identify the /f/ sound
& To complete an email.

A. Look and fill in the blanks. ★



ph - f

B. Write the words under the given pictures. ★★

alphabet - grandfather - football




ABCDEF G
HIJKLMN
OPQRSTU
VWXYZ

C. Look and write sentences. ★★★

phone - sofa - floor - photo



o. This is a photo.



1. _____



2. _____

Student's checklist



Start with a capital letter

ABCD



Use finger spaces



End with a punctuation mark



Write on the lines neatly

X hat ✓ hat

A. Read and fill in the blanks with the correct words.

5

Dear Reem,

Hello! How are you? My name is Dana. I'm nine years old. I will tell you about my favourite animal.

This is my (0) favourite animal. It's a (1) . It isn't (2) across the field. It isn't (3) under a tree. It isn't (4) inside a cave. It's looking after its (5) .

See you soon!

Love,

Dana

Feedback

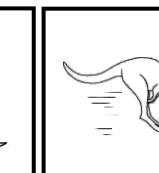


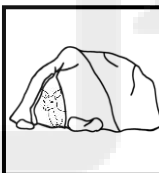
___/___/2025



Well done! You're a skillful reader.



Good try! Please practice reading more carefully.



favourite

hiding

baby

sleeping

kangaroo

running

Teacher's feedback

___/___/2025

Reinforcement	Description	Influence
I'm proud of you because of: <ul style="list-style-type: none"> <input type="checkbox"/> Your nice handwriting. <input type="checkbox"/> Your correct answers. <input type="checkbox"/> Your use of correct punctuation. <input type="checkbox"/> Your spelling of many words correctly. <input type="checkbox"/> Your clear and organized work. <input type="checkbox"/> Your use of complete sentences. <input type="checkbox"/> Your effort in completing the worksheet. 	Good on: <ul style="list-style-type: none"> <input type="checkbox"/> Following the instructions. <input type="checkbox"/> Thinking carefully about your answers. <input type="checkbox"/> Writing your ideas clearly. <input type="checkbox"/> Keeping your work organized. <input type="checkbox"/> Using new words you learned. <input type="checkbox"/> Making your writing interesting. <input type="checkbox"/> Using different kinds of sentences. 	Good, and it's time to: <ul style="list-style-type: none"> <input type="checkbox"/> Write neatly/on lines. <input type="checkbox"/> Keep finger space between words. <input type="checkbox"/> Complete any missing work. <input type="checkbox"/> Correct spelling mistakes. <input type="checkbox"/> Use punctuation marks correctly (.,?). <input type="checkbox"/> Revise and correct any mistakes. <input type="checkbox"/> Practice more to enhance your skills.

Thank you for:

___/___/2025

☐ Your willingness to revise your work. ☐ Correcting your mistakes.

Please:

___/___/2025


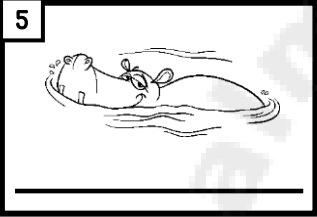




___/___/2025

☐ Revise your work. ☐ Refer to the teacher's feedback.



A. Look and write. ☆

swimming - running - sitting - sleeping - eating - climbing



B. Circle the errors and correct the sentences. (2 errors) ☆☆


1. It isnt sleeping

2. this my favourite animal.

Reinforcement	Description	Influence
I'm proud of you because of: <ul style="list-style-type: none"><input type="checkbox"/> Your nice handwriting.<input type="checkbox"/> Your correct answers.<input type="checkbox"/> Your use of correct punctuation.<input type="checkbox"/> Your spelling of many words correctly.<input type="checkbox"/> Your clear and organized work.<input type="checkbox"/> Your use of complete sentences.<input type="checkbox"/> Your effort in completing the worksheet.	Good on: <ul style="list-style-type: none"><input type="checkbox"/> Following the instructions.<input type="checkbox"/> Thinking carefully about your answers.<input type="checkbox"/> Writing your ideas clearly.<input type="checkbox"/> Keeping your work organized.<input type="checkbox"/> Using new words you learned.<input type="checkbox"/> Making your writing interesting.<input type="checkbox"/> Using different kinds of sentences.	Good, and it's time to: <ul style="list-style-type: none"><input type="checkbox"/> Write neatly/on lines.<input type="checkbox"/> Keep finger space between words.<input type="checkbox"/> Complete any missing work.<input type="checkbox"/> Correct spelling mistakes.<input type="checkbox"/> Use punctuation marks correctly (. , ?).<input type="checkbox"/> Revise and correct any mistakes.<input type="checkbox"/> Practice more to enhance your skills.

C. Write a paragraph about an animal. In your paragraph, include:

- What your favourite animal is
- What it isn't doing (mention 3)
- What it is doing



Handwriting practice lines for the paragraph.

Student's checklist

<input type="checkbox"/> Start with a capital letter ABCD	<input type="checkbox"/> Use finger spaces ✎	<input type="checkbox"/> End with a punctuation mark ?!	<input type="checkbox"/> Write on the lines neatly X hat ✓ hat
--	---	--	---

Enrichment Activities



Aim: To listen and match.

Enrichment Activity

Unit 1



Scan to listen to the audio.



Date: ___/___/2025

1. Listen and write the letter (A - H).

Where was each photograph taken? There are two extra.

☐ B 0. bear

☐ 1. cake

☐ 2. horse

☐ 3. violin

☐ 4. boat

☐ 5. thunderstorm



<p>A</p>  <p>Australia</p>	<p>B</p>  <p>Canada</p>
<p>C</p>  <p>China</p>	<p>D</p>  <p>Egypt</p>
<p>E</p>  <p>Greece</p>	<p>F</p>  <p>Ireland</p>
<p>G</p>  <p>New Zealand</p>	<p>H</p>  <p>Spain</p>

Feedback:

5

Date: ___/___/2025

☐ Well done! You listened carefully and matched the pictures to the correct countries!

☐ Good try! Next time, pay close attention to the details to help you make the right matches.

Aim: To read for specific information.

Enrichment Activity

Unit 2



5

Date: ___/___/2025

2. Read and circle T for true and F for false.

Rivers and Lakes



Rivers and lakes are important parts of nature. A river is a long, moving body of water that goes from high places to low places. A lake is a big, still body of water that is surrounded by land. Both rivers and lakes give homes to many animals and provide water for people to drink and play.

- | | | |
|---|---|---|
| 1. A river is a moving body of water. | T | F |
| 2. A lake is surrounded by land. | T | F |
| 3. Rivers go from low places to high places. | T | F |
| 4. Lakes are big and moving. | T | F |
| 5. Both rivers and lakes have animals living in them. | T | F |

Feedback:

Date: ___/___/2025

☐ Great job! You read the paragraph carefully and answered the questions correctly!

☐ Good effort! Next time, make sure to reread the statements to help you decide if they are true or false.

Aim: To listen and match.

Enrichment Activity

Unit 3



Scan to listen to the audio.



Date: ___/___/2025

3. Listen and write the letter (A - F).

What do you think the people say? There is one extra.


☐

1. Angie's mum

☐

2. Ben's dad

☐

3. Jayne's mum

☐

4. Jimmy's mum

☐

5. Sarah's dad

<p>A</p> <p>You can set the table.</p>	<p>B</p> <p>Feed the cat, please.</p>
<p>C</p> <p>You should iron the clothes.</p>	<p>D</p> <p>Put away your clothes!</p>
<p>E</p> <p>Load the washing machine for me.</p>	<p>F</p> <p>Can you take out the rubbish, please?</p>

Feedback:

5

Date: ___/___/2025



Well done! You listened carefully and matched each person with the right chore!



Good try! Next time, focus on the details in what each person is asking to help you make the correct matches.

Aim: To read for specific information.

Enrichment Activity

Unit 4

Date: ___/___/2025

4. Read and circle T for true and F for false.



5



Hi! I'm Kelly from the UK. My friends like computer games and DVDs. Janet and I enjoy sports. Janet likes volleyball but not basketball. I like reading comics.



Hi! I'm Nuria from Spain. My friends enjoy computer games and sports. I don't like sports, but I love music. I play the guitar and piano. Sandra and I enjoy Spanish dancing.



Hi! I'm Ismail from Egypt. My friends enjoy TV and music. I like watching football and listening to pop. My sisters love painting and shopping with my mum.

- | | | |
|--|---|---|
| 1. Does Janet like playing basketball? | T | F |
| 2. Does Kelly like reading comics? | T | F |
| 3. Does Ismail like watching football? | T | F |
| 4. Does Nuria like sports? | T | F |
| 5. Do Nuria and Sandra like dancing? | T | F |

Feedback:

Date: ___/___/2025



Great job! You read the paragraph carefully and answered the questions correctly!



Good effort! Next time, make sure to reread the statements to help you decide if they are true or false.

Aim: To read for specific information.

Enrichment Activity

Unit 5

Date: ___/ ___/ 2025

5. Read and choose the correct answer.



5

Linda wakes up early in the morning. She smells the tasty pancake from the kitchen. It is her favourite breakfast. She put butter and honey syrup onto the pancake. She smiles and enjoys eating her breakfast.

Linda is a cheerful girl who loves to explore. After breakfast, she often goes outside to play. She enjoys riding her bike and picking flowers in the garden. Her friends like to join her, and they have fun adventures together.

1. What does Linda smell when she wakes up?

- A) coffee B) pancakes C) eggs

2. What does Linda put on her pancakes?

- A) jam and sugar B) butter and honey syrup C) chocolate sauce

3. How does Linda feel while eating her breakfast?

- A) sad B) angry C) cheerful

4. What does Linda enjoy doing after breakfast?

- A) watching TV B) playing outside C) reading a book

5. What activity does Linda enjoy in the garden?

- A) planting trees B) picking flowers C) sitting quietly



Feedback:

Date: ___/ ___/ 2025



Great job! You read the material carefully and chose the correct answer from A, B, or C!



Good effort! Next time, take your time to understand the text better before making your choice.



Aim: To read for specific information.

Enrichment Activity

Unit 6

Date: ___/ ___/ 2025

6. Look and choose the correct answer.



6



Kangaroos are big animals from Australia. They have strong legs that let them hop fast. They also have a long tail to help them balance. Kangaroos eat grass and leaves. Female kangaroos have a pouch to carry their baby.

1. What animal is this? _____

2. Are kangaroos big or small? _____

3. Where do kangaroos live? _____

4. How do kangaroos move? _____

5. What do kangaroos like to eat? _____

6. Why do female kangaroos have a pouch? _____

Feedback:

Date: ___/ ___/ 2025



Well done! You did a wonderful job answering the questions.



Nice effort! Please look for specific details in the paragraph to help you answer the questions more accurately.



Remedial Activities



Aim: To identify country names.

Remedial Activity

Unit 1

Date: ___/___/2025

1. Find the names of the countries.



S N S C N I Y A K U D A
P S T R E T U R K E Y R
A M W O C A V P A A T G
I N D I A L A S U N H E
N A E U N Y S M S U E N
L M O O A S N P T S U T
I A C E D V W K R A S I
T M E T A E T J A P A N
E P S B R A Z I L S K A
T I R A T U C W I T E H
G R E E C E T I A K T U
C H I N A O R Y E N E G

CHINA

ITALY

INDIA

AUSTRALIA

JAPAN

BRAZIL

SPAIN

CANADA

THE USA

GREECE

TURKEY

ARGENTINA

12

Feedback:

Date: ___/___/2025



Excellent work! You found the names of the countries accurately!



Good try! Next time, take a little more time to double-check your answers to ensure they're correct.



Aim: To label landscape features.

Remedial Activity

Unit 2

Date: ___/___/2025

2. Look and match.

6

mountains


river

path

village

field

forest



Feedback:

Date: ___/___/2025



Well done! You looked at the picture closely and filled in the words accurately!



Good effort! Next time, pay attention to the details in the picture to help you choose the right words.

