

المراجعة النهائية لامتحان النهائي



تم تحميل هذا الملف من موقع مناهج مملكة البحرين

موقع المناهج ← مناهج مملكة البحرين ← الصف الثالث ← لغة انجليزية ← الفصل الثاني ← ملفات متنوعة ← الملف

تاريخ إضافة الملف على موقع المناهج: 2025-05-23 14:45:41

ملفات اكتب للمعلم اكتب للطالب ا اختبارات الكترونية ا اختبارات ا حلول ا عروض بوربوينت ا أوراق عمل
منهج انجليزي ا ملخصات وتقارير ا مذكرات وبنوك ا الامتحان النهائي للمدرس

المزيد من مادة
لغة انجليزية:

التواصل الاجتماعي بحسب الصف الثالث



صفحة مناهج مملكة
البحرين على
فيسبوك

الرياضيات

اللغة الانجليزية

اللغة العربية

التربية الاسلامية

المواد على تلغرام

المزيد من الملفات بحسب الصف الثالث والمادة لغة انجليزية في الفصل الثاني

مذكرة التفوق في اللغة الإنجليزية

1

مراجعة الوحدة التاسعة

2

مراجعة الوحدة الثامنة

3

مراجعة الوحدة السابعة

4

مراجعة الوحدة السادسة

5



KINGDOM OF BAHRAIN

Ministry of Education

Alalaa Alhadrami Boys School



مملكة البحرين
وزارة التربية والتعليم
مدرسة العلاء الحضرمي الابتدائية للبنين

Final Test Revision For Grade 3



Name:

Note:

Please study from the
notebook, workbook,
classbook Not only from
this revision.

good
* luck

Unit 5



ماذا ندرس في الوحدة الخامسة؟

What to study in unit 5

Phonics	Unit words Extra كلمات الوحدة الإضافية	Unit Grammar قواعد الوحدة	Unit words كلمات الوحدة
<p>Consonant blends (sm-sn-sk-st)</p> <p>Stairs Smile Snake Star Sky Snow Skates Small</p> <p>كتابة الكلمات ومعرفة معاني الكلمات</p>	<ul style="list-style-type: none"> - In the morning - In the afternoon - In the evening - At night <p>فهم الكلمات و القدرة على التفرقة بينهم.</p>	<p>What's the time? It's _____ o'clock. (one - two- three- four- five-six-seven-eight-nine- ten- eleven- twelve) <u>حفظ كيفية كتابة الأرقام بالحروف</u> <u>Present simple rule:</u></p> <p>He _____ at _____ o'clock. She _____ at _____ o'clock. مثال:</p> <p>-He get's up at one o'clock. -She goes to school at seven o'clock.</p> <p>فهم القاعدة و تكوين جمل صحيحة باستخدامها.</p>	<ul style="list-style-type: none"> - Get up - Have breakfast - Go to school - Go home - Have dinner - Go to bed <p><u>حفظ الكلمات</u></p>

كتابة فقرة writing paragraph

write a paragraph not fill in the blanks. كتابة الفقرة كاملة وليس الكلمات فقط

My daily routine


Hello,

My name is _____. I am _____ years old. I get up at _____ in the morning. I have breakfast at _____. Then I go to school at _____. After that I have lunch at _____. At night, I have dinner at _____. Finally I go to bed at _____.

The unit words:



Get up



Have breakfast



Go to school



Go home




Have dinner




Go to bed


The unit grammar: What's the time?



It's two o'clock.



It's twelve o'clock.



It's three o'clock.



It's eight o'clock.



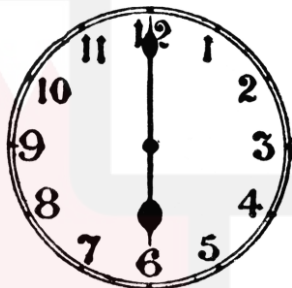
It's nine o'clock.



It's five o'clock.



It's ten o'clock.



It's six o'clock.



It's one o'clock.



It's eleven o'clock.



It's four o'clock.



It's seven o'clock.

The unit grammar: present simple

He / She


goes to school
goes to bed
gets up
has breakfast
has dinner
go home

at o'clock.

Examples:



He gets up at
six o'clock.



He has breakfast
at six o'clock.



He goes to school
at eight o'clock.



He goes home
at one o'clock.



He has dinner
at nine o'clock.



He goes to bed
at ten o'clock.

Extra words:

In the morning



In the afternoon

In the evening




At night

Examples:



In the morning, I

get up



have breakfast



go to school

.


In the evening, I



have dinner

.

In the afternoon, I



go home

.

At night, I



go to bed

.


Phonics: sm - sn- st- sk



Snake



Snow



Small



Smile



Sky



Skate



Star



Stair

Let's practice

After learning from the book,
workbook and notebook.




Check your understanding by doing the
following exercise.

بعد الدراسة من الكتاب، الكراسة والدفتر
تأكد من دراستك من خلال حل الأنشطة التالية.



Part 1: Listening

A. Listen and number the pictures.



B. Listen and choose the correct picture.










1

2

3

4

5



Part 1: Listening

C. Listen and choose the correct picture:

1. I get up at:



2. I go to school at:



3. I have lunch at:



4. I play in the garden at:



5. I have a shower at:



Part 2: Reading

A. Read and choose the correct answer:

1. I _____ six o'clock.			
go to bed	get up	go to school	
2. I _____ six o'clock.			
go to bed	get up	go to school	
3. I _____ six o'clock.			
go to bed	get up	have breakfast	
4. I _____ six o'clock.			
have dinner	get up	go to school	
5. I _____ six o'clock.			
go home	go to bed	go to school	

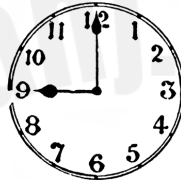
Part 2: Reading

B. Read and choose the correct picture:

1. I go to school at seven o'clock.



2. I have breakfast at eight o'clock.




3. I go home at one o'clock.



4. I play in the garden at four o'clock.



5. I go to bed at ten o'clock.



Part 2: Reading

C. Read and answer the questions:

My name is Ahmed and this is my dad.

In the morning, we get up at six o'clock.

I go to school at seven o'clock. My dad goes to work at eight o'clock.

In the afternoon, I go home at one o'clock. my dad goes home at three o'clock.

In the evening, I have my dinner at eight o'clock. My dad has dinner at nine o'clock.

At night, I go to bed at nine o'clock. My dad goes to bed at eleven o'clock.

What time does Ahmed get up?

_____.

What time does Ahmed's dad get up?

_____.

What time does Ahmed go home?

_____.

What time does Ahmed's dad go home?

_____.

What time does Ahmed go to bed?

_____.

What time does Ahmed's dad go to bed?

_____.

Part 2: Reading

D. Read and complete the sentences: present simple

- 1. He _____ up at six o'clock. (get)
- 2. He _____ breakfast at seven o'clock. (have)
- 3. He _____ to school at eight o'clock (go)
- 4. He _____ lunch at two o'clock. (have)
- 5. He _____ dinner at eight o'clock . (have)
- 6. He _____ to bed at nine o'clock. (go)



E. Write the words:



In the afternoon

At night


In the morning

In the evening





F. Write the word under the picture:



__ _ ake

__ _ at

__ _ all

__ _ ile



__ _ ate



__ _ y

__ _ airs

__ _ ow

Part 3: writing

A. Write the animal's name under the picture:



B. Write comparative sentences:



He get's up at six o'clock in the morning.



Part 3: writing

C. Complete the paragraph:

My daily routine

Hello,

My name is _____. I am _____ years old. I get up at _____ in the morning. I have breakfast at _____. Then I go to school at _____. After that I have lunch at _____. At night, I have dinner at _____. Finally, I go to bed at _____.

C. Write a the paragraph:

Hello,

My _____

Unit 6



ماذا ندرس للإختبار؟

What to study for the test

Phonics	Unit words Extra كلمات الوحدة الإضافية	Unit Grammar قواعد الوحدة	Unit words كلمات الوحدة
Words with long a + magic e Face Lake Plane gate	<ul style="list-style-type: none">- Supermarket- Bank- Zoo- Station- Garage <p>فهم الكلمات و القدرة على التفرقة بينهم.</p>	<p>Does he work in a _____? Yes, he does No, he doesn't</p> <p>Does she work in a _____? Yes, she does No, she doesn't</p> <p>He works in a _____. She works in a _____.</p>	<ul style="list-style-type: none">- School- Airport- Fire station- Police station- Shop- school <p><u>حفظ الكلمات</u></p>

كتابة الكلمات
ومعرفة معاني
الكلمات

فهم القاعدة

و تكوين جمل صحيحة باستخدامها.

كتابة فقرة writing paragraph


Hello,

My name is _____. I am _____ years old. My mum works in a bank. My dad works in a hospital. My grandpa works in a school. My big sister works in a shop. My brother works in a police station.

The unit words:



School



Airport



Police station



Fire station



Shop




Hospital

Extra words:



Garage



Zoo



Supermarket




Station



Bank

Phonics: long vowel a + magic e



plane



cake



face



gate

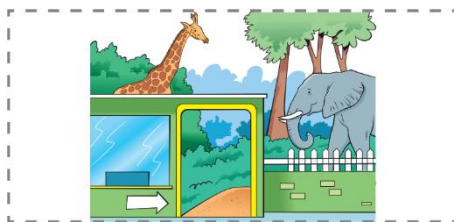


Lake

The unit grammar: What's the time?

Where does he work?

He works in a zoo.



Where does she work?

She works in a shop.



Where does he work?

He works in an airport.




Where does she work?

She works in a bank.



Where does he work?

He works in a hospital.



The unit grammar:

Does he works in a shop?

Yes, he does
No, he doesn't

Does she works in a shop?

Yes, she does
No, she doesn't

Does he works in a shop?

Yes, he does



Does he works in a school?

No, he doesn't



Does she works in a bank?

Yes, she does



Does he works in a shop?

No, he doesn't




Let's practice

After learning from the book,
workbook and notebook.

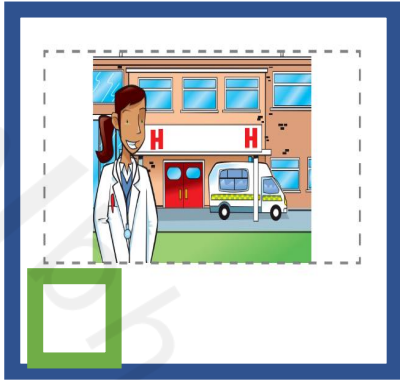



Check your understanding by doing the
following exercise.

بعد الدراسة من الكتاب، الكراسة والدفتر
تأكد من دراستك من خلال حل الأنشطة التالية.



Part 1: Listening

A. Listen and number the pictures.



B. Listen and choose the correct picture.



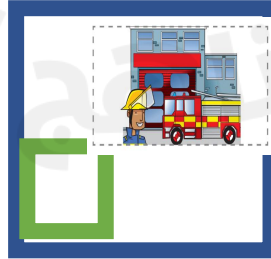

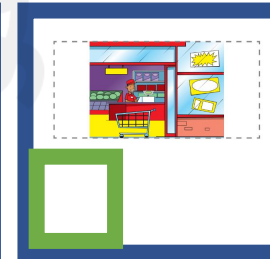


1

2

3

4


5



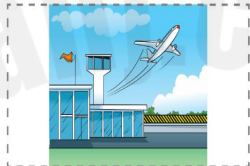
Part 1: Listening

C. Listen and choose the correct picture:

1. My dad works in a :



2. My mum works in a :



3. My sister works in a :



4. My brother works in a :








5. My grandpa works in a :



Part 2: Reading


A. Read and choose the correct answer:

1. He works in a			
school	Supermarket	zoo	
2. He works in a			
station	zoo	Bank	
3. He works in a			
shop	Airport	station	
4. He works in a			
bank	hospital	shop	
5. He works in a			
Zoo	Police station	Fire station	

Part 2: Reading

B. Read and choose the correct picture:

1. He works in a supermarket.



2. She works in an airport .



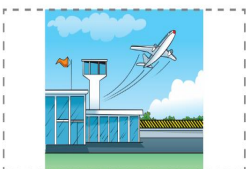
3. He works in a hospital.



4. He goes to school.



5. He works in a fire station.



Part 2: Reading

C. Read and answer the questions:

In future

My name is Omar. These are my friends in the future.

Mohammed works in a zoo. Ali works in a shop.

Nasser works in a fire station. Abdulla works in a police station. Mazen works in a school. And I work in a hospital.

Where do they work?

Mohammed

Ali

Nasser

Abdulla

Mazen

Omar

Part 2: Reading

D. Read and complete the sentences:

Zoo - hospital - school - police station - fire station

1. He is a doctor. He works in a _____.
2. She is a teacher, she works in a _____.
3. She is a police. She works in a _____.
4. He is a firefighter, he works in a _____.
5. He is a zookeeper. He works in a _____.

E. Write the word under the picture:


lake

gate

plane

face

cake



Part 2: Reading

F. Look at the pictures and choose the correct answer:

Does she work in a hospital?

- Yes, she does.
- No, she doesn't.



Does she work in a shop?

- Yes, she does.
- No, she doesn't.



Does he work in an airport?

- Yes, he does.
- No, he doesn't.



Does he work in a school?

- Yes, he does.
- No, he doesn't.



Does she work in a fire station?

- Yes, she does.
- No, she doesn't.



Does she work in a hospital?

- Yes, she does.
- No, she doesn't.



Does she work in a shop?

- Yes, she does.
- No, she doesn't.



Does he work in an airport?

- Yes, he does.
- No, he doesn't.



Does he work in a fire station?

- Yes, he does.
- No, he doesn't.





Does she work in a school?

- Yes, she does.
- No, she doesn't.



Part 3: writing

A. Write the animal's name under the picture:



B. Write comparative sentences:



He works in an airport.



Part 3: writing

C. Complete the paragraph:

Hello,

My name is _____. I am _____ years old. My mum works in a _____. My dad works in a _____. My grandpa works in a _____. My big sister works in a _____. My brother works in a _____.

C. Write the paragraph:

Hello,

Unit 7



ماذا ندرس للإختبار؟

What to study for the test

Phonics	Unit words Extra كلمات الوحدة الإضافية	Unit Grammar قواعد الوحدة	Unit words كلمات الوحدة
Words with long i+ magic e Line Bike Kite Nine White	<ul style="list-style-type: none"> - Fly a kite. - Ride a bike. - Go outside. - Go ice skating. - Make a snowman, - Wear a coat. <p>فهم الكلمات و القدرة على التفرقة بينهم.</p>	<p>What's the weather like?</p> <ul style="list-style-type: none"> -It's sunny. -It's windy. -It's raining. -It's_____. <p>Part 2: Put on - Don't put on Open - Don't open.</p> <p>فهم القاعدة و تكوين جمل صحيحة باستخدامها.</p>	<ul style="list-style-type: none"> - Raining - Windy - Hot - Cold - Snowing - Sunny <p><u>حفظ الكلمات</u></p>

كتابة جمل writing sentences

- When It's , I

Example:

- When it's sunny, I go outside.

- When it's windy, I fly a kite.

Writing a paragraph:

Hello, My name is _____. I am _____ years old. Today it's hot. I can put on my sun hat. I can go outside. I can ride a bike. I can't put on my coat. I can't make a snowman. I can't open my umbrella.

The unit words:



Hot



Windy



Cold



Sunny



Raining



snowing

Extra words:



Fly a kite



Make a snowman



Go outside



Go ice skating



Wear a coat

The unit grammar:

What's the weather like?



It's hot outside.



It's sunny outside.



It's windy outside.



It's cold outside.



It's raining outside.



It's snowing outside.

The unit grammar: present simple

He / She


goes to school
goes to bed
gets up
has breakfast
has dinner
go home

at o'clock.

Examples:



He gets up at
six o'clock.



He has breakfast
at six o'clock.




He goes to school
at eight o'clock.



He goes home
at one o'clock.



He has dinner
at nine o'clock.



He goes to bed
at ten o'clock.

Extra words:

In the morning



In the afternoon

In the evening




At night

Examples:



In the morning, I

get up



have breakfast



go to school

.

In the evening, I



have dinner

.

In the afternoon, I



go home

.

At night, I



go to bed

.


Phonics: sm - sn- st- sk



Snake



Snow



Small



Smile



Sky



Skate



Star




Stair

Let's practice

After learning from the book,
workbook and notebook.




Check your understanding by doing the
following exercise.

بعد الدراسة من الكتاب، الكراسة والدفتر
تأكد من دراستك من خلال حل الأنشطة التالية.







Part 1:Listening

A. Listen and number the pictures.



B. Listen and choose the correct picture.

Sunday Monday Tuesday Wednesday Thursday



Part 1: Listening

C. Listen and choose the correct picture:

1. What's the weather today:



2. What's the weather today:



3. What's the weather today:



4. What's the weather today:








5. What's the weather today:



Part 2: Reading

A. Read and choose the correct answer:

1. It's today.			
windy	sunny	raining	
2. It's today.			
snowing	hot	cold	
3. It's today.			
hot	cold	windy	
4. It's today.			
sunny	raining	snowing	
5. It's today.			
raining	snowing	sunny	

Part 2: Reading

B. Read and choose the correct picture:

1. It's sunny today.



2. It's windy today.



3. It's raining today.



4. It's snowing today.



5. It's cold today.



Part 2: Reading

C. Read and answer the questions:

It's six o'clock in the morning. Here is the weather news. It's very cold outside. Wear warm coats and hats.

Here is the weather at nine o'clock. It's raining now. Don't forget to put on your umbrellas and your raincoats.

It's two o'clock in the afternoon. The weather now is sunny and hot. Don't forget to put on your sun hats and sunglasses.

It's seven o'clock and here is the weather. It's very windy outside now. It's a good time to fly a kite. But don't let your hats fly away!

- Write the time under the picture:



Answer the questions:

It's six o'clock

What's the weather?

What do you wear?

It's nine o'clock

What's the weather?

What do you wear?

It's two o'clock

What's the weather?

What do you wear?

It's seven o'clock

What's the weather?

What do you wear?

Part 2: Reading

D. Read and complete the sentences:

~~put on~~ - don't put on - open - don't open - put on

The weather news:

Today is Sunday.

1. At 7 o'clock the weather is cold, put on your coat.
2. At 12 o'clock it's sunny, _____ your sunglasses.
3. At 2 o'clock the weather is hot, _____ your coat.
4. At 5 o'clock the weather is windy, _____ the window.
5. At 8 o'clock It's raining, _____ your umbrella.

fly a kite - make a snowman - ~~go ice skating~~
go outside - ride a bike - wear a coat

1. When it's cold, I go ice skating.
2. When it's windy, I _____.
3. When it's snowing, I _____.
4. When it's sunny, I _____.
5. When it's hot, I _____.
6. When it's cold, I _____.

Part 3: writing

A. Write the weather under the picture:



B. Write short sentences:



It's cold.



Part 3: writing

C. Look at the picture, and write a sentence:

fly a kite- make a snowman - go ice skating
go outside -ride a bike- wear a coat

1. When it's cold, I go ice skating.



2. _____



3. _____



4. _____



5. _____



6. _____



Part 3: writing

Example:

Hello, My name is _____. I am _____ years old. Today it's hot. I can put on my sun hat. I can go outside. I can ride a bike. I can't put on my coat. I can't make a snowman. I can't open my umbrella.

D. Write the paragraph: (hot)

Hello,

E. Write the paragraph: (cold)

Hello,

Unit 8



ماذا ندرس للاختبار؟

What to study for the test

Phonics	Unit words Extra كلمات الوحدة الإضافية	Unit Grammar قواعد الوحدة	Unit words كلمات الوحدة
Words with long o + magic e Nose Rope Stone Bone Home كتابة الكلمات ومعرفة معاني الكلمات	<ul style="list-style-type: none">- Loud- Quiet- Fast- Slow <p>فهم الكلمات و القدرة على التفرقة بينهم.</p>	<p>Comparative المقارنه</p> <p>Big >> is bigger than</p> <p>Small >> is smaller than</p> <p>Tall >> is taller than</p> <p>Short >> is shorter than</p> <p>Writing sentences using the rule:</p> <ul style="list-style-type: none">- The _____ is bigger than the _____.- The _____ is smaller than the _____.- The _____ is taller than the _____.- The _____ is shorter than the _____. <p>فهم القاعدة و تكوين جمل صحيحة باستخدامها.</p>	<ul style="list-style-type: none">- Cow- Goat- Sheep- Horse- Donkey- Goose <p><u>حفظ الكلمات</u></p>


كتابة فقرة writing paragraph

Hello,
My name is _____. I am _____ years old. I like farms. In the farm I can see goats, cows and horses.
I can't see lions, tigers and bears.


كتابة فقرة writing paragraph

Hello,
My name is _____. I am _____ years old. I like zoos. In the zoo I can see lions, tigers and bears.
I can't see goats, cows and horses.

The unit words:



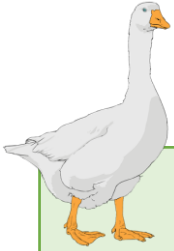
Cow




Goat



Sheep



Goose



Donkey



Horse

Extra words:

Quiet

Loud

Fast

Slow



The unit grammar:

Adjectives:

fast

>

is faster than

slow

>

is slower

small

>

is smaller than

big

>

is bigger than

loud

>

is louder than

quiet

>

is quieter than

tall

>

is taller than

short

>

is shorter than

The unit grammar:

comparative

The A

+

is

+

Adjective + er

+

than

+

the B .

Examples:

The horse is faster than the donkey.

The cow is slower than the sheep.

The sheep is smaller than the horse.

The cow is bigger than the sheep.

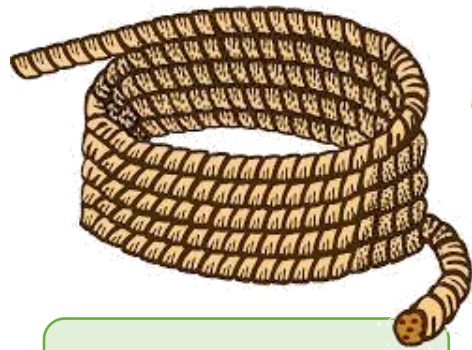
The goat is louder than the donkey.

The goose is quieter than the sheep.

The boy is taller than the girl.

The girl is shorter than the boy.

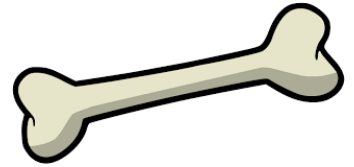
Phonics: long vowel o + magic e



nose



stone



bone



rope



home

Let's practice

After learning from the book,
workbook and notebook.





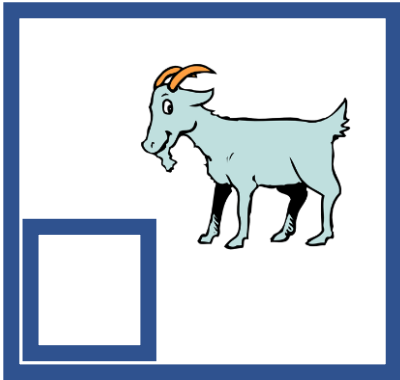

Check your understanding by doing the
following exercise.

بعد الدراسة من الكتاب، الكراسة والدفتر
تأكد من دراستك من خلال حل الأنشطة التالية.



Part 1: Listening

A. Listen and number the pictures.



B. Listen and choose the correct picture.








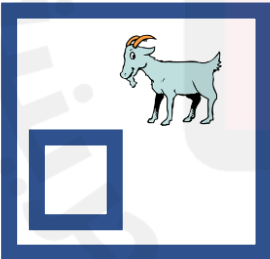

1

2

3

4

5



Part 1: Listening

C. Listen and choose the correct picture:

1. In the farm I can see:



2. In the farm I can see:



3. In the farm I can see:



4. In the farm I can see:








5. In the farm I can see:



Part 2: Reading

A. Read and choose the correct answer:

1. In the farm, I can see a			
goat	cow	sheep	
2. In the farm, I can see a			
horse	donkey	goat	
3. In the farm, I can see a			
donkey	goose	horse	
4. In the farm, I can see a			
goose	goat	cow	
5. In the farm, I can see a			
cow	horse	sheep	

Part 2: Reading

B. Read and choose the correct picture:

1. It's a sheep.



2. It's a donkey.



3. It's a goose.



4. It's a goat.



5. It's a horse.



Part 2: Reading

C. Read and answer the questions:

AlAreen zoo is one of the most famous zoos in Bahrain. It opens everyday between nine o'clock in the morning and eight in the evening.

People visits this zoo to see the animals, to eat delicious food and to play in the playground.

In the zoo, you can see deers, giraffes, ostriches, camels, horses and turtles.

But you can't see lions, tigers, bears and elephants.

What's the name of the zoo?

When does it open?

Why people visit the zoo?

What animals you can see?

What animals you can't see?

Part 2: Reading

D. Read and complete the sentences:

1. The cow is bigger than the sheep. (big)
2. The turtle is _____ the rabbit. (slow)
3. The horse is _____ the donkey. (fast)
4. The cat is _____ the cow. (small)
5. Ahmed is _____ than Ali. (tall)
6. Ali is _____ Ahmed. (short)
7. Maya is _____ Noor. (quiet)
8. Noor is _____ Maya. (loud)

E. Write the word under the picture:

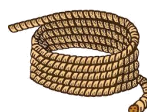
Nose

Rope

Stone



Bone

Home



Part 3: writing

A. Write the animal's name under the picture:



B. Write comparative sentences:



The cow is _____ the sheep.



The goat is _____ the cow.



Part 3: writing

C. Complete the paragraph:

Hello,

My name is _____. I am _____ years old.

I like farms. In the farm I can see _____,
_____ and _____.

I can't see _____, _____ and
_____.

D. write the paragraph:

Hello,

My _____.

I like farms. In the farm _____

_____.

_____.

Part 3: writing

C. Complete the paragraph:

Hello,

My name is _____. I am _____ years old.

I like zoos. In the zoo I can see _____,
_____ and _____.

I can't see _____, _____ and
_____.

D. write the paragraph:

Hello,

My _____.

I like zoos. In the zoo _____

_____.

_____.

Unit 9



ماذا ندرس للإختبار؟

What to study for the test

Phonics	Unit words Extra كلمات الوحدة الإضافية	Unit Grammar قواعد الوحدة	Unit words كلمات الوحدة
<p>Words with long u + magic e</p> <p>Cute Tube Flute Tune June Cube</p> <p>كتابة الكلمات ومعرفة معاني الكلمات</p>	<p>Tidy Untidy Clean Dirty Floor Rubbish</p> <p>فهم الكلمات و القدرة على التفرقة بينهم.</p>	<p>He / she / it / I (was- wasn't)</p> <p>They - we- you) (were- weren't)</p> <p>Example :</p> <ul style="list-style-type: none"> - He was kind. - She was naughty. - They were wet. - You were dry. <p>فهم القاعدة و تكوين جمل صحيحة باستخدامها.</p>	<ul style="list-style-type: none"> - Kind - Naughty - Wet - Dry - Photo - fridge <p><u>حفظ الكلمات</u></p>
<p>كتابة فقرة writing paragraph</p> <p>Hello, My name is _____. I am _____ years old. In grade three, I was happy. I was kind. I was quiet I was good. My friends were happy. They were naughty. They were loud. They were untidy.</p>			

The unit words:



kind



Naughty



Photo



Fridge



Dry



Wet

Extra words:



Tidy



Untidy



Floor



Rubbish



Dirty



Clean

The unit grammar:

:

He
She
It
I

+

was

+

adjective .

He was kind .

He
She
It
I

+

wasn't

+

adjective .

She wasn't kind .

They
We
You

+

were

+

adjective .

We were kind .

They
We
You

+

weren't

+

adjective .

They weren't kind .

Phonics: long vowel i + magic e



Cute



Cube



Tune



June



Tube



Flute

2025

2024


www.almanahj.com
www.almanahj.com
www.almanahj.com

Let's practice

After learning from the book,
workbook and notebook.





Check your understanding by doing the
following exercise.

بعد الدراسة من الكتاب، الكراسة والدفتر
تأكد من دراستك من خلال حل الأنشطة التالية.



Part 1:Listening

A. Listen and number the pictures.



B. Listen and choose the correct picture.









1

2

3

4

5



Part 1: Listening

C. Listen and choose the correct picture:

In the photo, he was:




In the photo, she was:



3. In the photo, they were:



4. In the photo, we were:





5. In the photo, I was :



Part 2: Reading

A. Read and choose the correct answer:

1. In the photo, he was:			
kind	wet	dry	
2. In the photo, he was:			
wet	kind	naughty	
3. In the photo, she was:			
wet	dry	dirty	
4. In the photo, he was:			
untidy	wet	kind	
5. In the photo, they were			
kind	naughty	tidy	

Part 2: Reading

B. Read and choose the correct picture:

In the photo, he was kind.



In the photo, she was dry.



3. In the photo, they were naughty.



4. In the photo, we wet.



5. In the photo, I was wet.



Part 2: Reading

C. Read and complete the sentences: (was- were)

1. She was dry.
2. They _____ wet.
3. We _____ naughty.
4. He _____ tidy.
5. I _____ kind.
6. It _____ loud.

D. Read and complete the sentences: (wasn't- weren't)

1. They weren't tidy.
2. He _____ dirty.
3. It _____ naughty.
4. We _____ happy.
5. You _____ untidy.
6. She _____ quiet.

E. Write the word under the picture:

cube june tune cute flute tube



Part 3: writing

A. Write the animal's name under the picture:



B. Write comparative sentences:

2024



In the photo, they were kind.



Part 3: writing

C. Complete the paragraph:

- Hello,
- My name is _____. I am _____ years old. In grade three, I was _____. I was _____. I was _____. I was _____. My friends were _____. They were _____. They were _____. They were _____.

D. Write the paragraph:

Hello,

My _____

THANKS



Good luck my dear students
Study hard and you will get a full mark

You can do it.