

تم تحميل هذا الملف من موقع المناهج البحرينية

الملف حل كتاب التمارين دفتر الطالب

[موقع المناهج](#) ⇐ ⇐ [الصف الثاني](#) ⇐ [لغة انجليزية](#) ⇐ [الفصل الأول](#)

روابط مواقع التواصل الاجتماعي بحسب الصف الثاني

--	--	--	--

روابط مواد الصف الثاني على تلغرام

الرياضيات	اللغة الانجليزية	اللغة العربية	التربية الاسلامية
---------------------------	----------------------------------	-------------------------------	-----------------------------------

المزيد من الملفات بحسب الصف الثاني والمادة لغة انجليزية في الفصل الأول

تدريبات متنوعة وأنشطة تحفيزية نموذج 1	1
تدريبات متنوعة وأنشطة تحفيزية نموذج 2	2
قصة إثرائية (Rat the Zac)	3
قصة إثرائية (Hen the Peg)	4
قصة إثرائية	5




2nd Edition

Family and Friends

2

Workbook



Bahrain Edition

البحرين
BAHRAIN

OXFORD

Naomi Simmons

Workbook Model answers Unit 3: Are these his trousers?

Note: the blue answers can not be changed

The red answers can be changed depends on the students personal answer.

ملاحظة: الاجابات المكتوبة بالأزرق هي اجابة نموذجية لا يمكن تغييرها.

الإجابات المكتوبة بالأحمر هي مثال يمكن تغييره


على حسب معلومات الطالبة الشخصية.

3

Are these his trousers?

Lesson One Words


1 Circle the correct word.



T-shirt / dress



shorts / trousers




socks / shorts



dress / T-shirt

2 Read and colour the clothes. 



- 1 = blue
- 2 = orange
- 3 = red
- 4 = green
- 5 = yellow
- 6 = pink

3 Look at the picture and write.

shorts trousers T-shirt socks dress

1 Billy's T-shirt is blue.

3 Tim's T-shirt is red.

5 Rosy's dress is yellow.


2 Billy's shorts are orange.

4 Tim's trousers are green.


6 Rosy's socks are pink.

1 Look at the pictures and match. Then write.

shorts T-shirt trousers dress




This is her dress.



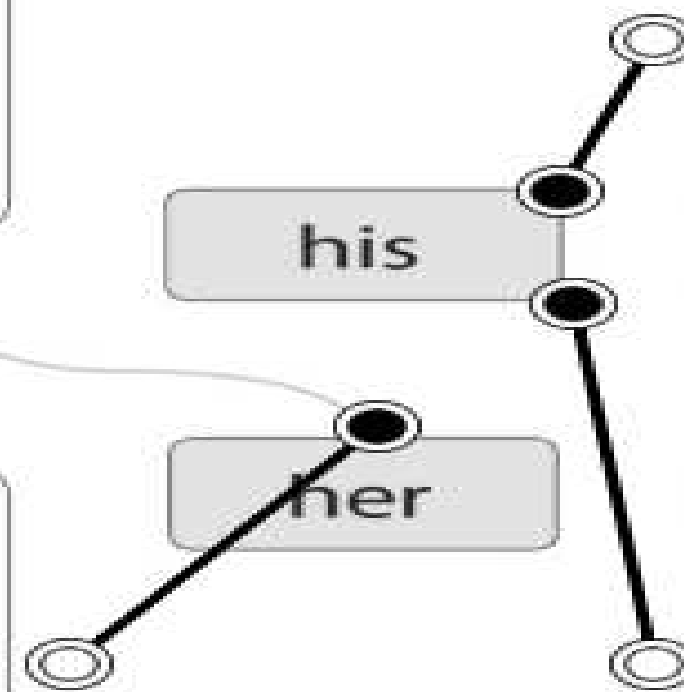
These are his trousers.




This is her T-shirt.



These are his shorts.



2 Write. Yes, they are. No, they aren't.




- 1 Are these Jack's shorts?
Yes, they are.
- 2 Are these Megan's socks?
No, they aren't.
- 3 Are these Megan's trousers?
Yes, they are.
- 4 Are these Jack's socks?
No, they aren't.

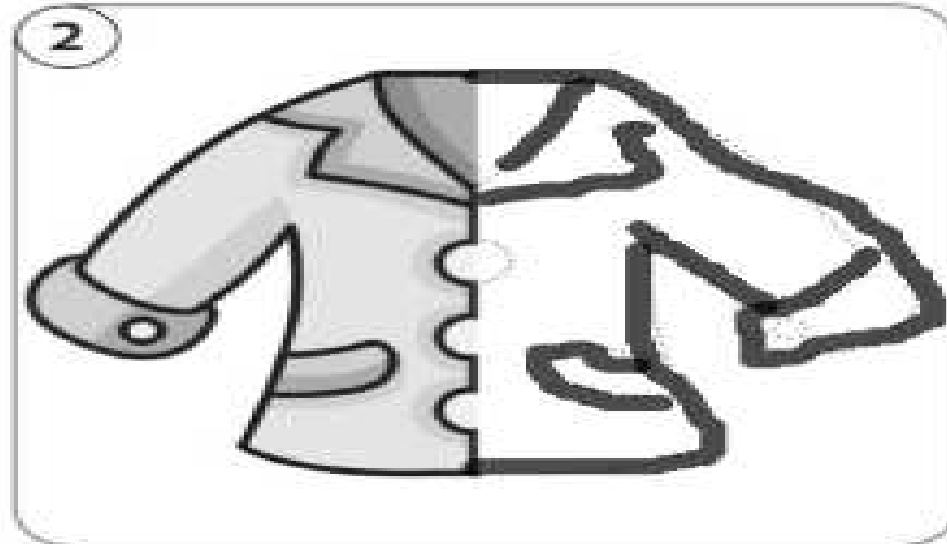
Lesson Three Words

1 Trace and write.

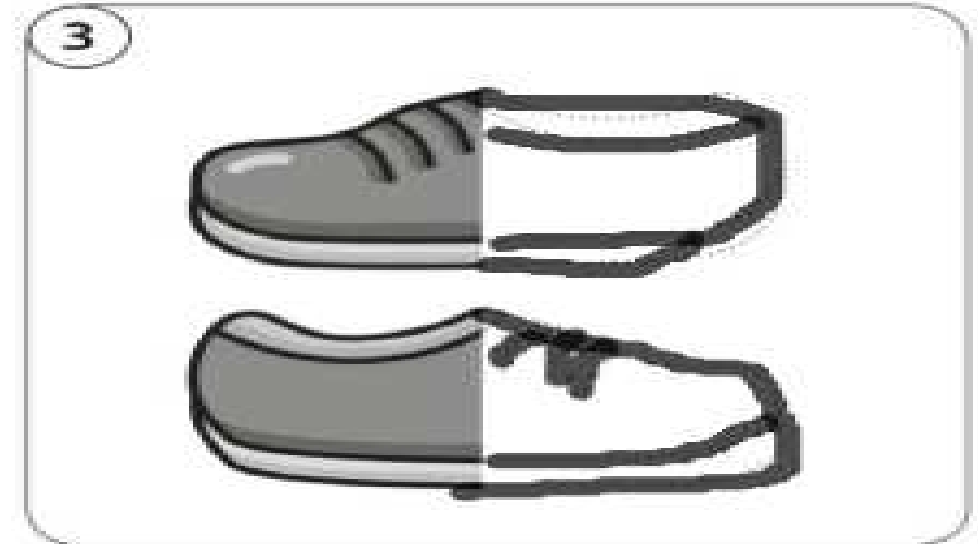
shoes hat coat



This is a .




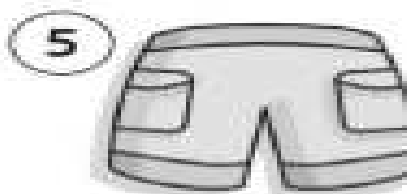
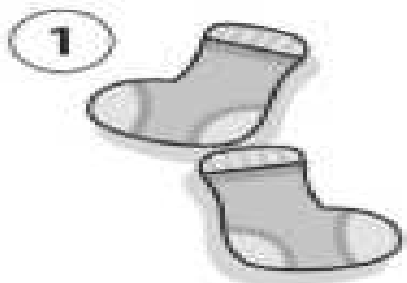
This is a .




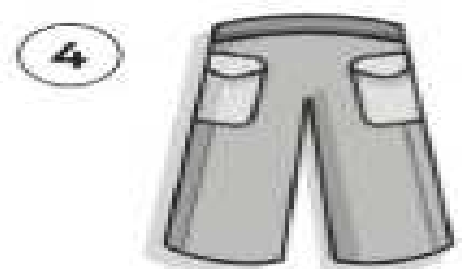
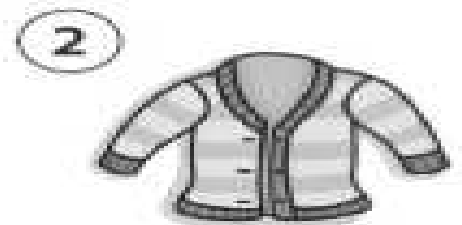
These are .

2 Look and write.

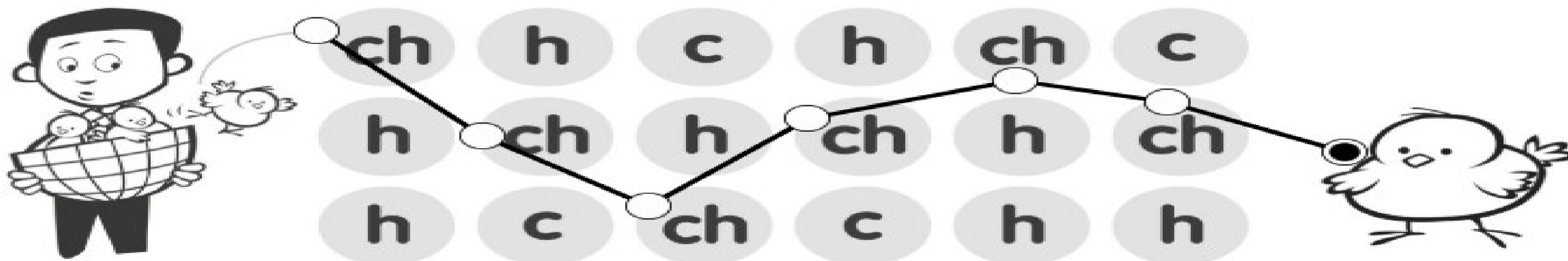
coat tracksuit T-shirt socks shoes cardigan trousers shorts



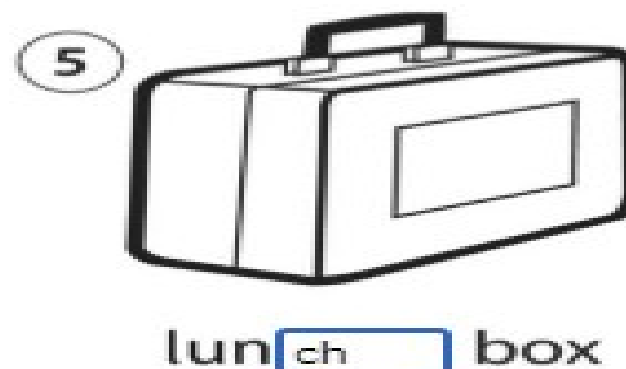
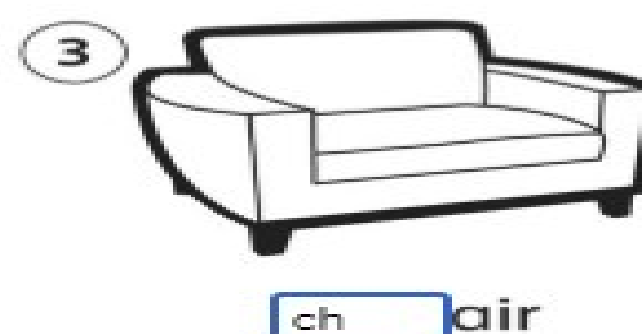

1	s	o	c	k	s					
		u								
2	c	a	r	d	i	g	a	n		
			3	c	o	a	t			
				l						
		4	t	r	o	u	s	e	r	s
5	s	h	o	r	t	s				
	6	T	-	s	h	i	r	t		
		7	s	h	o	e	s			
	8	t	r	a	c	k	s	u	i	t



1 Help Charlie find the chick. Join the letters *ch*.



2 Write.



3 Read and write.

This is Charlie's .

She's on a .

Look! It's teacher's chick!

Chirp, chirp, !

'Chirp, , chirp,'

Says Charlie's teacher's .

Look! It's teacher's !

Chirp, chirp, chirp!




Skills Time!

Lesson Five

Reading

1 Read the story again and write.

trousers football coat socks orange T-shirt



Writing

1 Trace and write 's. 

's 's 's 's _____

2 Write the sentences with 's.

1 Where is my dress?

Where's my dress?

2 He is seven.

He's seven.

3 It is a bird.

It's a bird.

4 What is your name?

What's your name?

5 She is my sister.

She's my sister.



About me!

3 Circle your favourite clothes. Write the colour.

blue yellow pink orange red purple green

T-shirt trousers shorts

shoes tracksuit dress

coat hat cardigan

4 Draw, colour and write about your clothes. *This is my coat. It's green.* 



This is my . It's .



This .

These are my . They're .

These .

.


1 Find and circle seven clothes words. Then write. 🖋️



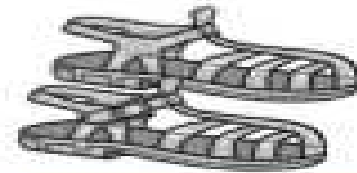
boots



skirt



dress



sandals



jeans



trousers



coat

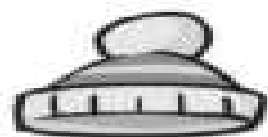
2 Look and write *Tom's* or *Lucy's*.



Tom



Lucy



1 This is Tom's hat.



2 This is Lucy's cardigan.




3 These are Tom's jeans.



4 This is Lucy's skirt.




5 These are Tom's sandals.



6 These are Lucy's boots.

1 Look and write. Use *his* or *her*.

shorts hat cardigan tracksuit coat dress



- 1 his hat
- 2 his tracksuit
- 3 her cardigan
- 4 her dress
- 5 his shorts
- 6 her coat



2 Look and colour. Then read and write *Ben's* or *Lara's*.

A = red

B = yellow

C = blue

D = pink



1 These are Lara's trousers.

3 This is Ben's coat.

5 These are Ben's socks.

2 This is Lara's hat.

4 This is Ben's tracksuit.

6 This is Lara's T-shirt.

Thank you.