

تم تحميل هذا الملف من موقع المناهج البحرينية



\* للحصول على أوراق عمل لجميع الصفوف وجميع المواد اضغط هنا

<https://almanahj.com/bh>

\* للحصول على أوراق عمل لجميع مواد الصف الثاني اضغط هنا

<https://almanahj.com/bh/2>

\* للحصول على جميع أوراق الصف الثاني في مادة لغة انجليزية وجميع الفصول, اضغط هنا

<https://almanahj.com/bh/2english>

\* للحصول على أوراق عمل لجميع مواد الصف الثاني في مادة لغة انجليزية الخاصة بـ الفصل الأول اضغط هنا

<https://almanahj.com/bh/2english1>

\* لتحميل كتب جميع المواد في جميع الفصول للـ الصف الثاني اضغط هنا

<https://almanahj.com/bh/grade2>

[almanahjbhbot/me.t//:https](https://t.me/almanahjbhbot)

للتحدث إلى بوت على تلغرام: اضغط هنا

Remember: A Naming Word tells WHO or WHAT the sentence is about.

## Fun with Naming Words – Nouns



Complete each sentence with a Naming Word.  
There are **NO WRONG ANSWERS**. Have fun!

### Naming Words



alligator



ape



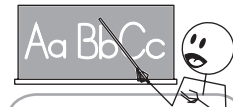
dog



father



mother



teacher

1. The \_\_\_\_\_

is dancing



.

2. My \_\_\_\_\_

is smiling



.

3. My \_\_\_\_\_

can sing



.



Remember: An Action Word tells WHAT is happening in a sentence.

## Fun with Action Words – Verbs



Complete each sentence with an Action Word.  
There are **NO WRONG ANSWERS**. Have fun!

### Action Words



1. The big cat  will

\_\_\_\_\_

-----

\_\_\_\_\_

2. My teacher  can

\_\_\_\_\_

-----

\_\_\_\_\_

3. Look, the bird  can

\_\_\_\_\_

-----

\_\_\_\_\_

Remember: Every sentence must have a Naming Word (noun) and an Action Word (verb).




In each sentence below, circle the Naming Word with a RED crayon, then circle the Action Word with a BLUE crayon.

1.



2.



3.



Write your own sentence using an Action Word and a Naming Word, then draw a picture to match it.

Hint: Look on page 1 and page 2 for words to help you.

Handwriting practice lines consisting of a solid top line, a dashed middle line, and a solid bottom line.



Remember: A Describing Word tells about the Naming Word—  
it makes your sentence more interesting!

## Fun with Describing Words



Add a Describing Word to each sentence.

There is more than one correct answer. Have fun!

### Describing Words



big



little




happy



sad



funny



fuzzy



smart

1. The \_\_\_\_\_ dog  is jumping!

2. Look at the \_\_\_\_\_ balloons .

3. I am a \_\_\_\_\_ child .


Remember: A Where Word tells WHERE the action takes place.

## Fun with Where Words




Complete each sentence with a Where Word.  
There is more than one correct answer. Have fun!

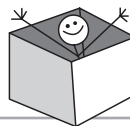
### Where Words




behind




beside



in



on



under

1. The ball  is \_\_\_\_\_ the blanket .

2. My teacher is  \_\_\_\_\_ her desk .

3. The king  is \_\_\_\_\_ his castle .

- A Period goes at the end of a telling sentence.
- ? A Question Mark goes at the end of an asking sentence.
- ! An Exclamation Point goes at the end of an exciting sentence.

## Missing Ending Marks



**Be a newspaper reporter!**

**Finish the story below by filling in the missing ending marks.**

# STARFALL★TIMES

Level II

*Where children have fun reading the news!*

Reporter

## Kitty Cat Missing


My white cat is missing ○

Her name is Mittens ○

Have you seen her ○

She was last seen chasing a mouse ○

If you find her, PLEASE call me ○



Remember: A Connecting Word joins parts of a sentence.

## Connect a Sentence



1. Circle a sentence beginning.
2. Pick a connecting word.
3. Circle a sentence ending.
4. Write your sentence.

beginning



My teacher is great



My friend is funny



The dog barks



The cat is silly

connecting

words

because

and

when

if

ending

he eats bananas.



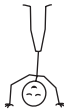
she hops on one foot.



she reads books.



he is upside down.





## Naming Words

it

she

ball

balloons

bike

boat

book

cake

crown

dinosaur

doll

game

jump rope

kite

kitten

money

paint

plane

present

puppy

skates

spaceship

teddy bear

whale

## Describing Words

new

shiny

fuzzy

happy

big

little

## Action Words

gets

is

likes

loves

opens

thanks

Name: \_\_\_\_\_

# Kate's Birthday

Kate gets a surprise present!



**What is Kate's surprise?  
Draw a picture of what  
is inside the box,  
then write about it.**



## Naming Words

I

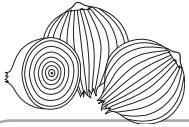
it

candy cane

cheese

cookies


olives



onions



pepper



pepperoni



salt



sauce



tomatoes

## Action Words

get

put

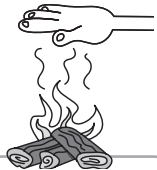
take

bake

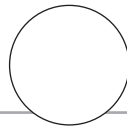
cut

mix

## Describing Words



hot



round



yucky



yummy



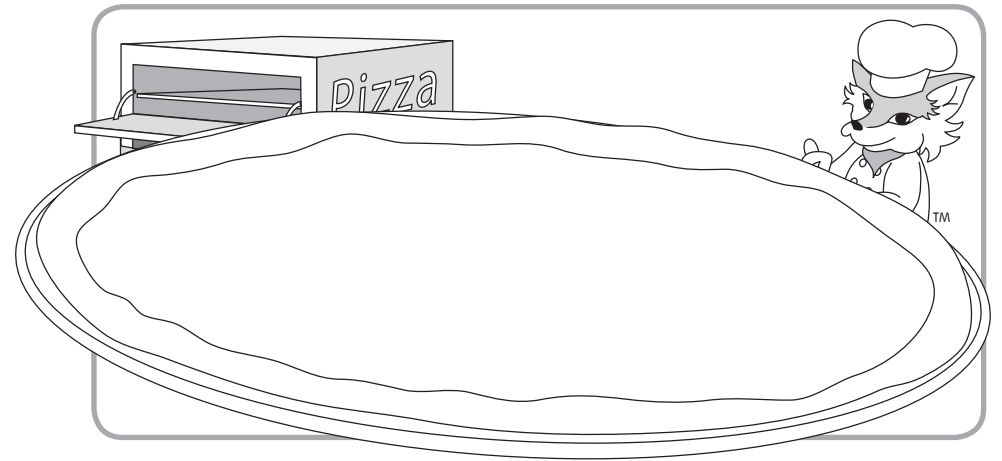
big



little

Name: \_\_\_\_\_

# Make and Bake



**Draw what you want on your pizza,  
then write about how to make it.**

# Naming Words

he

it

she

beanstalk

bees

corn



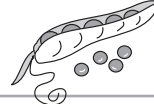
flower



garden



monster




peas



rain




rose



sun




sunflower



tree



vine



weeds



day

night

# Action Words

grows


sees



digs



plants



waits




waters

# Describing Words

short

tall



big

little




Name: \_\_\_\_\_

# Three Seeds

Pete planted three big seeds.  
Three weeks later he sees...



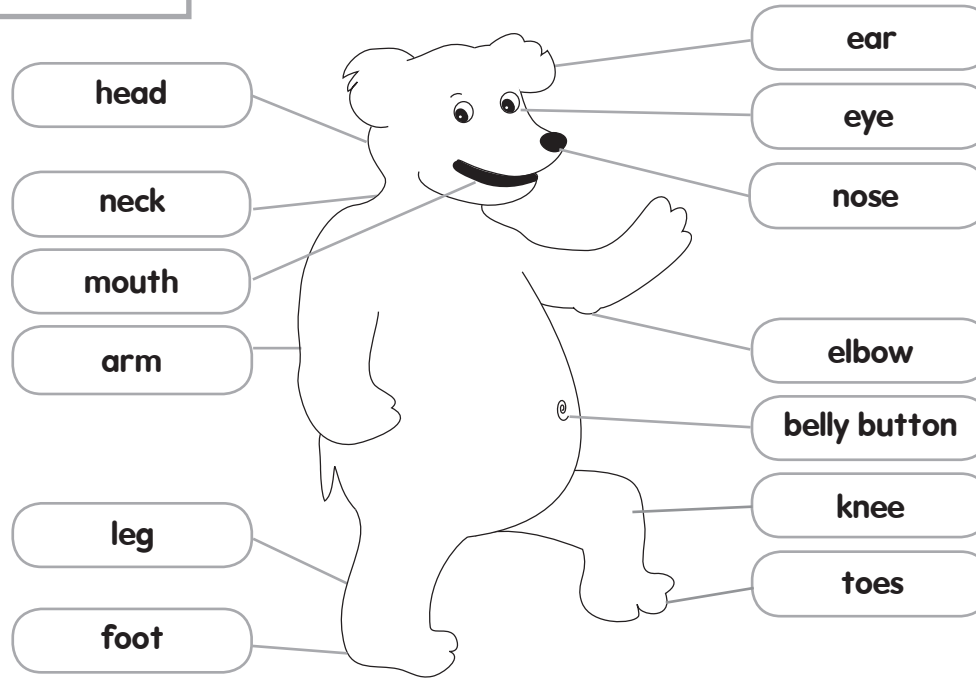
**Draw a picture of what grew,  
then write about it.**



Handwriting practice area consisting of multiple sets of horizontal lines. Each set includes a solid top line, a dashed middle line, and a solid bottom line.



## Naming Words



## Action Words

gets


goes

sees

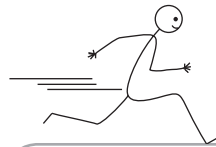
climbs

eats

jumps



plays



runs




sits



sleeps



squeezes



stings




Name: \_\_\_\_\_

# The Beehive

The bear sees a beehive.  
"Buzz, buzz, buzz!" say the bees.  
"Sweet honey!" says the bear.




**Draw a picture of what will happen next, then write about it.**



Four sets of horizontal writing lines, each consisting of a solid top line, a dashed middle line, and a solid bottom line, providing space for the student to write their response.

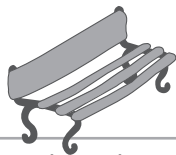


## Naming Words



he

balloons



bench



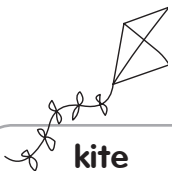
bike



bush



fence



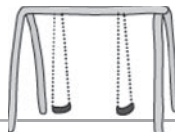
kite



seesaw



slide



swings




tire




tree

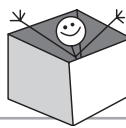
## Where Words




behind




beside




inside



on



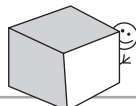
outside



under

## Action Words

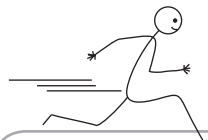
go



hide



play



run



sit






stand

Name: \_\_\_\_\_

# Hide and Seek!

Mike wants to play with YOU.  
"Ready or not, here I come!" he says.

 Write a story about where YOU  
are going to hide!



## Naming Words

he


I

it

she

they

we



castle



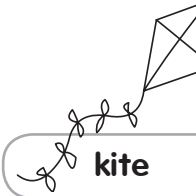
clouds



dinosaur



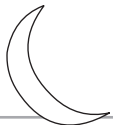
king



kite



mice



moon



queen



rainbow

sky



stars



sun

## Action Words

came

flew

ran

rode

saw

went

## Describing Words



happy



sad



rich



poor



young



old



big



little



asleep



awake

Name: \_\_\_\_\_

# Sky Ride!

Pretend that you can ride your bike in the sky.



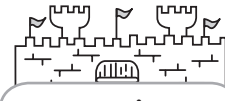
**Draw a picture that shows WHERE you would go and WHAT you would see, then write about it.**



## Naming Words

he

it



castle




child



crown



diamonds



dragon



father



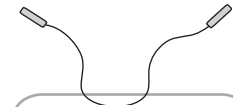
gold



ice-cream cone



joker



jump rope



mother



music




queen



rose



throne



unicorn

## Action Words

got

had

liked


sat

saw

was



danced



jumped



laughed



played



sang



smiled

## Connecting Words

and

because

when

with

Name: \_\_\_\_\_

# Old King Cole

"Old King Cole was a happy old soul,  
and a happy old soul was he."



**What made Old King Cole so happy?  
Draw a picture of it, then write  
about it.**



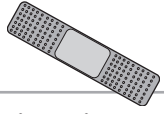
## Naming Words

he

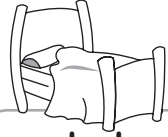
it

she

they



bandage



bed



blanket



button



cone



crayon



doctor



friend



mother



paint



teddy bear



yarn

## Action Words

fix

get

help

make

use


want



cut



glue



play




sew




tape

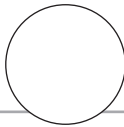
## Describing Words



fuzzy



nice



round



big



little



happy




sad

Name: \_\_\_\_\_

**Oops! I broke my  
teddy bear's nose.**



**How can the girl fix her  
teddy bear? Draw a picture,  
then write about your solution.**




Handwriting practice lines consisting of a solid top line, a dashed middle line, and a solid bottom line. There are five sets of these lines for writing a solution.






## Naming Words



## Action Words



## Describing Words



Name: \_\_\_\_\_

# Cute Snowman

June and Duke made a huge snowman.  
He had ice cubes for eyes and a prune for  
a nose. Then... the hot sun came out!



**Write a story about what happened next.**

# Picture Dictionary

 afternoon	 bike	 book	 chair	 chalk	 chase	 children	 clean
 crayon	 day	 desk	 draw	 drink	 ear	 eat	 eraser
 eyes	 feet	 fire drill	 friend	 game	 hand	 home	 homework
 jump	 line	 lunch	 marker	 money	 morning	 nice	 note
 open	 outside	 paper	 pencil	 playground	 quiet	 read	 rest
 room	 run	 school	 sign	 snack	 stop	 table	 tape
 teacher	 throw	 time	 under	 voice	 week	 write	 yell


Name: \_\_\_\_\_

# Class Rules

"If I were the teacher,  
my **THREE** rules would be..."



**Write YOUR three rules below.**



1.

2.

3.

## Naming Words



book



boots



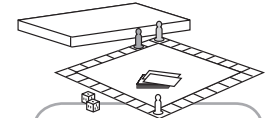
computer



dad



friend



game



house



mom



mud



pail



paint



puddle




rain




raincoat



sun



train




TV



umbrella


## Action Words

get



help

look



jump

play



read

put




run

sleep



sleep

wait



wait

## Describing Words

dry

wet

## Where Words

in

with

Name: \_\_\_\_\_

# Rain

Rain, rain, go away,  
come again some other day!



**Draw a picture of what you  
like to do when it rains,  
then write about it.**



Handwriting practice lines consisting of a solid top line, a dashed middle line, and a solid bottom line, repeated across the page.



## Naming Words



ball



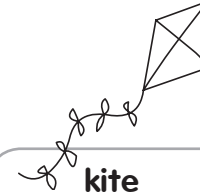
bird



blanket




fish



kite




pail



popsicle




sailboat



sand



seahorse



shark



shells



shovel



sun



sunglasses



surfboard



umbrella



waves

## Action Words

make



dig

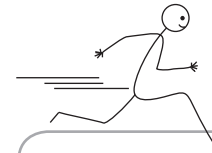
dive



float



run




swim



## Describing Words



itchy



hot

cold



big



little

Name: \_\_\_\_\_

# Dream Beach



**What do you see at the beach?**  
**What do you do there?**  
**Draw a picture, then write about it.**



Handwriting practice area with multiple sets of horizontal lines. Each set consists of a solid top line, a dashed middle line, and a solid bottom line.



## Naming Words



armadillo



barn



cart



cat



corn



cow



dog



duck



farmer



garden



goat



hay



hen



horses



pond



rabbit



sheep



tractor


## Action Words

are


go

have

put



jump



play

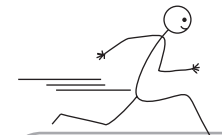


push

pull



ride



run



work

## Where Words

behind

beside

in

on

## Connecting Words

and


because

or

with

Name: \_\_\_\_\_

# My Farm

 **Imagine you have your own farm. Draw a picture of your farm, then write about it.**



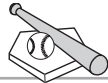
Four sets of horizontal writing lines, each consisting of a solid top line, a dashed middle line, and a solid bottom line.



## Naming Words




ballet



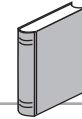
baseball



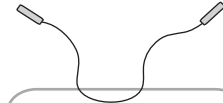
basketball



bike




book



jump rope



karate



math



music



science



skates



soccer

## Action Words

go




dance

dive




jump



kick



play



read




ride



run



skate



swim




write




## Describing Words


hard



harder



hardest



fast



faster



fastest



Name: \_\_\_\_\_


# Starting Something New




**What is the hardest thing  
you have ever learned to do?  
Draw a picture, then write about it.**

A large, empty rounded rectangle with a thin black border, intended for drawing a picture related to the prompt.A series of horizontal lines for writing. Each line set consists of a solid top line, a dashed middle line, and a solid bottom line. There are four such sets of lines spanning the width of the page.


## Dinosaurs




Long-neck  
(Brontosaurus)



Spike-back  
(Stegosaurus)



Three-horn  
(Triceratops)



T. Rex  
(Tyrannosaurus rex)

## Action Words


helped

sat


stopped



ate



jumped



ran

## Where Words

backward

forward



down



up

## Describing Words



big



little



strong

## Connecting Words

and

because


or

when

with

Name: \_\_\_\_\_

# The Story of Three-horn



"Hello, lunch!" said T-Rex.

Three-horn looked up at T-Rex and...



**What do you think Three-horn did next?**

**Draw a picture, then write about it.**



## Naming Words

her

him

I

somebody

something

you

## Action Words

be

feel

get

give

help

is

like

love

make

share

thank

want

## Describing Words

best

good

happy

kind

nice

## Connecting Words

and

because


but

if

or

Name: \_\_\_\_\_


# Give or Get?



**Is it better to GIVE or to GET?**


**What do you think? Write a story to explain why.**

Handwriting practice area consisting of multiple sets of horizontal lines. Each set includes a solid top line, a dashed middle line, and a solid bottom line, providing a guide for letter height and placement.





## Naming Words



acrobats



animal trainer




ball



clown



dancer



elephant



horse dancer



juggler



lion



ringmaster



tightrope walker



unicycle rider

## Action Words

catch


dance

jump

like

throw

wish



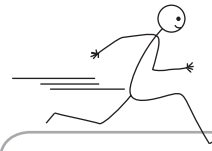
play



ride



roar



run



work



yell

## Describing Words

awesome

hard



funny



happy



strong

Name: \_\_\_\_\_


# Join the Circus

"Join the circus. It's the best show in the world!"

**What do you want to be in the circus?  
Draw a picture, then write about it.**



draw yourself here



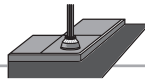
## Naming Words



bus



car



curb



fire truck



garbage can



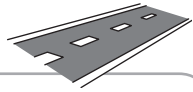
police car



stop sign



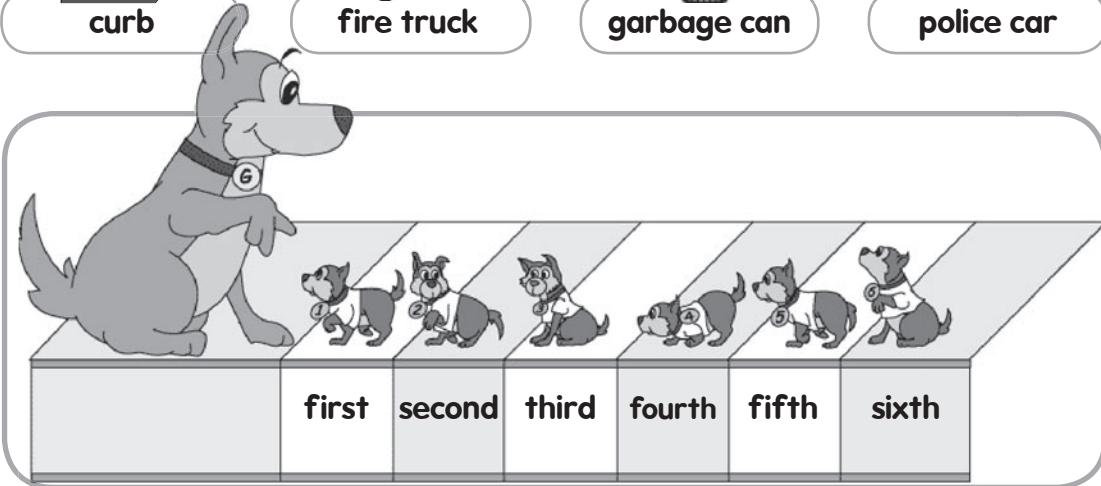
store



street



townhouse



## Action Words



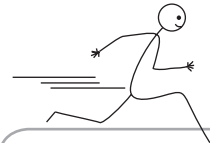
barking



eating




jumping



running




sleeping




walking


## Where Words




behind



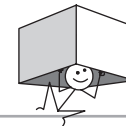
beside



in



on




under

Name: \_\_\_\_\_

# The Third Puppy


Gert counted her puppies:  
"One, two, four, five, six."  
Oh no! Where is her third puppy?



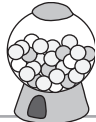
**Where is the lost puppy?**  
**Write a story about where Gert finds it.**



## Naming Words



bag



bubble gum



candy canes




candy corn



chocolate



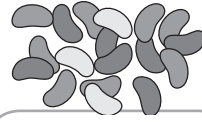
friend



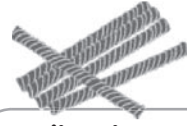
gummy bears



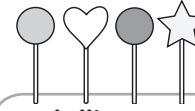
ice-cream cone




jelly beans



licorice



lollipops



pretzel

## Connecting Words

and

because

if

or

when

with

## Action Words

like

want

share



chew



eat



lick

## Describing Words

all

good

most

only

some

sweet



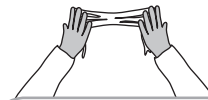
full



happy



sick



sticky



yucky



yummy


Name: \_\_\_\_\_

# Candy Land


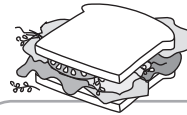
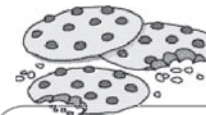

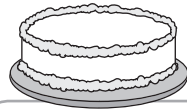

Get ready, everybody—  
take all the candy you want!  
Yummy!




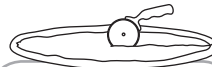
**WHICH candies do you want?**  
**Write a story to explain why.**



## Naming Words



## Action Words



## Describing Words

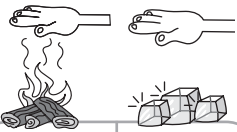
gummy

hungry

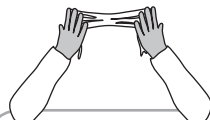
messy

spicy

sweet



cold



Name: \_\_\_\_\_

# Messy Food



**Draw yourself eating  
your favorite messy food,  
then write about it.**



Handwriting practice lines consisting of a solid top line, a dashed middle line, and a solid bottom line, repeated multiple times.



## Naming Words

Sunday

Monday

Tuesday

Wednesday

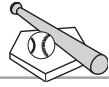
Thursday

Friday

Saturday



art



baseball



basketball



computer



Grandma




Grandpa



gymnastics



karate



math




music



reading



soccer



TV

## Action Words

do

get

go


look

make

visit



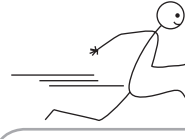
dance



jump



play



run



sing



swim

## Connecting Words

and

because

when

with



## Naming Words




alligator



bat




cat



dinosaur



dog



elephant



hippo



koala bear



lion



monkey



parrot



penguin



rabbit



shark




snake



tiger



turtle



whale

## Action Words

find

fly

go

jump

wish



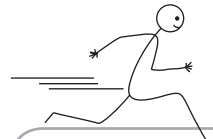
bark



climb




hop



run



swim



walk

## Describing Words

kind

smart

slow

fast

strong

big

little



Name: \_\_\_\_\_

# What Animal Am I?

If I could be any animal,  
I would be...



**Draw the animal you would like  
to be, then write about why.**



Four sets of horizontal writing lines, each consisting of a solid top line, a dashed middle line, and a solid bottom line, providing space for the student to write their response.