

كتيب اللغة الإنجليزية



تم تحميل هذا الملف من موقع مناهج مملكة البحرين

موقع المناهج ← مناهج مملكة البحرين ← الصف الثاني ← لغة انجليزية ← الفصل الثاني ← ملفات متنوعة ← الملف

تاريخ إضافة الملف على موقع المناهج: 00:23:27 2025-07-21

ملفات اكتب للمعلم اكتب للطالب ا اختبارات الكترونية ا اختبارات ا حلول ا عروض بوربوينت ا أوراق عمل
منهج انجليزي ا ملخصات وتقارير ا مذكرات وبنوك ا الامتحان النهائي للمدرس

المزيد من مادة
لغة انجليزية:

التواصل الاجتماعي بحسب الصف الثاني



صفحة مناهج مملكة
البحرين على
فيسبوك

الرياضيات

اللغة الانجليزية

اللغة العربية

التربية الاسلامية

المواد على تلغرام

المزيد من الملفات بحسب الصف الثاني والمادة لغة انجليزية في الفصل الثاني

نشرة التقويم الأول في الوحدة السابعة

1

مراجعة الوحدة السابعة

2

Look English booklet

3

مراجعة على الوحدة السابعة

4

مراجعة شاملة للوحدة السادسة

5



ENGLISH Booklet

GRADE TWO

Second semester 2024-2025

This booklet
contains the
national standard
and copes with 21st
century skills

Need to develop
21st century skills
of learners in the
curriculum

Name :
Class :





My grades

	Unit1	Unit2	Unit3	Unit4	Unit5
Dictation Tests	----/5	----/5	----/5	----/5	----/5
	----/5	----/5	----/5	----/5	----/5
Unit Tests	----/---	---/----	---/----	---/----	----/---
Participation	----/5	----/5	----/5	----/5	----/5

Evaluation System:	Starter	Unit 1	Unit 2	Unit 3	Unit 4
1. The booklet is neat and organized.					
2. Dates are written in English.					
3. Handwriting is neat and legible.					
4. Activities are completed.					
5. Booklet submitted on time.					
Total:					
Teachers' Notes:					

Parents Notes:

.....

.....

.....



Principal: Mrs. Khawla Almotawa
Coordinator: Mrs. Noha Ali Yousef

Vice principal: Mrs. Aysha Aldosari
Teacher: Mrs. Dana Aldosari





CLASSROOM Rules



I promise to be a good student,
learn English and follow these rules:

Our Class Rules



Looking Eyes



Listening EARS



Quiet Mouth




Helping Hands



Walking Feet

Student's signature:





ALL ABOUT ME!

HELLO

MY NAME IS...

I AM --
YEARS OLD

MY HOBBY



FEW OF MY
FAVORITE THINGS

1

2

3

4

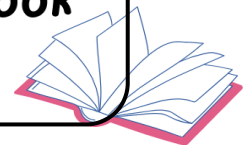
5

FAVORITE FOOD



FOOOD!!!

FAVORITE BOOK





WRITING Rules



1. Right from left to right, up to down.



2. Start with a capital letter.

A B C D

3. leave finger spaces.

The dog is black

4. End the sentence with a punctuation.





My name is

I'm proud of you because of:

☐ Your good handwriting.

☐ Your correct answers.

☐ Using correct punctuation.

Good and it's time to:

☐ Correct spelling mistakes.

☐ Correct mistakes.

☐ Keep finger space between words.

☐ Use (. , / ?)

☐ Write neatly / on lines.

☐ Complete missing work.

/ / T.



ENGLISH Booklet

UNIT 5

Lunchtime!




Unit 5 : Grammar

Structure;


✓	I've	got	apples	.
✗	I haven't	got	juice	.

Example;



Unit 5 : Grammar song

I have got!











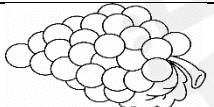
Unit 5 : Listening worksheet

words



Read to lead

Aim : -To read words and sentences about food.

Picture	Word	Sentences
	lunch box	I've got a lunchbox. I haven't got my lunchbox.
	sandwich	I've got a sandwich. I haven't got a sandwich.
	drink	I've got two drinks. I haven't got my drink.
	apple	I've got an apple. I haven't got an apple.
	banana	I've got a banana. I haven't got my banana.
	biscuit	I've got a biscuit. I haven't got my biscuit.
	tomato	I've got a tomato. I haven't got a tomato.
	pear	I've got a pear. I haven't got a pear.
	grapes	I've got some grapes. I haven't got any grapes.

Self assessment :How is my reading?			
No mistakes	Excellent 😊	Good	Developing 😞
Loud voice	Excellent 😊	Good	Developing 😞

Unit5 : Lunch time!

Aim : To practice writing words about food.



Level A

lunchbox sandwich

drinks banana

apple biscuit

I haven't got a banana.

I've got an apple.

→ The -Start with a capital letter

like -Write on the lines

like -Write left to right

→



I see a dog. -End with a full stop

The dog is -Finger space

✓ like -Correct spelling





Unit5 : Lunch time!

Aim : To practice writing words about food.



Level B

lunchbox sandwich

drinks banana

apple biscuit

I haven't got a banana.

I've got an apple.

→ The -Start with a capital letter
like -Write on the lines
like -Write left to right
→



I see a dog. → -End with a full stop
The dog is -Finger space
✓ like -Correct spelling



Unit5 : Lunch time!

Aim : To practice writing words about food.



Level C

I've got an apple.

I haven't got a sandwich.

I've got a biscuit.

I haven't got a drink.

I haven't got a lunchbox.

→ The -Start with a capital letter
like -Write on the lines
like -Write left to right
→



I see a dog. → -End with a full stop
The dog is -Finger space
✓ like -Correct spelling



Unit5 : Lunch time!

Lesson 2

Aim : To read for specific information. To write sentences correctly.


Level A: Complete the sentences with words from the box.

Sandwich - biscuit - drinks

1. I've got a



2. I haven't got a



Level B: Re-arrange the words and create a sentence.

1. a- . - I - haven't - lunchbox- got

.....



2. . - I - got - an - have - apple juice

.....



Level C: Look at the picture and write 3-4 sentence.

.....

.....

.....

.....



I'm proud of you because of:

☐ Your good handwriting.

☐ Your correct answers.

☐ Using correct punctuation.

Good and it's time to:

☐ Correct spelling mistakes.

☐ Correct mistakes.

☐ Keep finger space between words.

☐ Use (. , / ?)

☐ Write neatly / on lines.

☐ Complete missing work.

/ / T.

Unit5 : Lunch time!

Lesson 3

Aim : To read for specific information. To write sentences correctly

Level A: Complete the sentences with words from the box.

drink - banana - apple

1. I haven't got an



2. I've got a



3. I haven't got



Level B: Re-arrange the words and create a sentence.

1. an - . - I - haven't - apple - got

.....

2. - I - got - a - have - sandwich -

.....

Level C: Look at the picture and write a sentence. (4-5 words)



.....

I'm proud of you because of:

☐ Your good handwriting.

☐ Your correct answers.

☐ Using correct punctuation.

Good and it's time to:

☐ Correct spelling mistakes.

☐ Correct mistakes.

☐ Keep finger space between words.

☐ Use (. / , ?)

☐ Write neatly / on lines.

☐ Complete missing work.

/ / T.

Unit5 : Lunch time!

Lesson 4

Aim : To read for specific information. To write sentences correctly.

Level A: Match the picture with correct word.

man

fan



Level B: Complete the sentences with words from the box.

man – hat – fan



- 1- The man has got a..... . 2- The man has got a..... .

Level C: Look at the picture and write a sentence.(4-6 words)



I'm proud of you because of:

☐ Your good handwriting.

☐ Your correct answers.

☐ Using correct punctuation.

Good and it's time to:

☐ Correct spelling mistakes.

☐ Correct mistakes.

☐ Keep finger space between words.

☐ Use (. , / ?)

☐ Write neatly / on lines.

☐ Complete missing work.

/ / T.

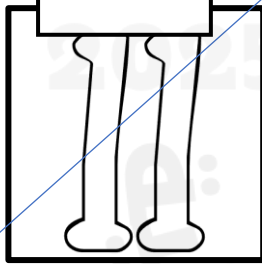
Unit 5: Reading activity.

Aim : To read for specific information


Q 1 : Read, choose and write the correct word.

Hi! My name is Ali. I'm (0) eleven years old. In my (1) , I've got my breakfast. I've got an(2) , it was red and yummy. I've got two (3) I haven't got an orange (4).....to drink. My (5) share with me her candy, she is very kind .


eleven



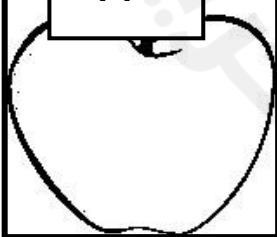
juice



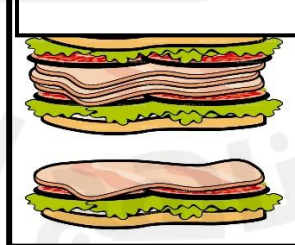
friend



apple



sandwiches



lunchbox



Excellent



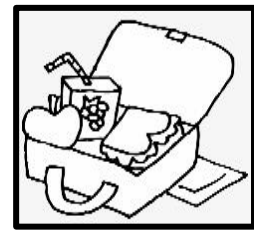


Good




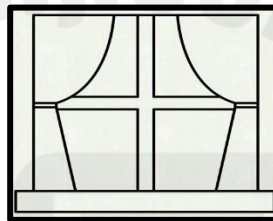
Developing

Q 2 : Read and circle the correct picture.


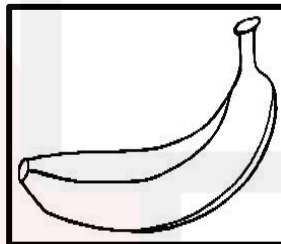
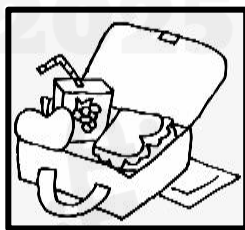
0.It's an apple.



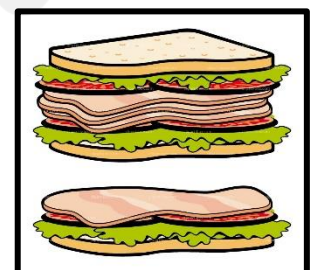
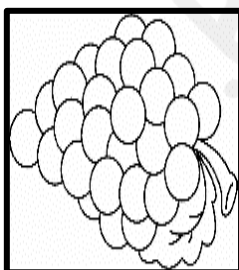
1.I am thirsty, can I drink it.



2.It's yellow and monkeys like it.



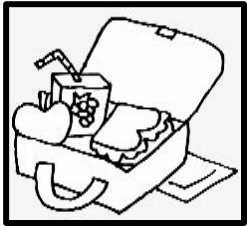
3.I've got some grapes.




Unit1 : Writing activity.

Aim : To write sentences using the unit words.

Q 1 : Look at the picture and write the correct word.




(1).....



(2).....

Q 2 : Look at the picture and complete the word.



(1)J _ ic _



(2)c _ t



(3)p _ _ r

Q 3 : Look at the picture bellow and write sentence. (3 – 5 sentences) .



.....

.....

.....

.....

.....

.....

.....

I'm proud of you because of:

☐ Your good handwriting.

☐ Your correct answers.

☐ Using correct punctuation.

Good and it's time to:

☐ Correct spelling mistakes.

☐ Correct mistakes.

☐ Keep finger space between words.

☐ Use (. / , ?)

☐ Write neatly / on lines.

☐ Complete missing work.

/ / T.

Unit 5 Values Healthy food

1 Find and colour the healthy food.

5



2 Read, draw and colour.

Two yellow bananas.

One green apple.

Three red apples.

Five green grapes.





Extra worksheet





Extra worksheet





ENGLISH Booklet

UNIT 6

A new friend!



Unit 2 : Grammar



He-She- It

we use



has got



He-She- It

we use



hasn't got

Positive



She has got short hair.

negative



She hasn't got short hair.




He has got curly hair.



He hasn't got short hair.

IMPORTANT



Unit 6 : song

This is my nose!













Unit 2 : Online game

Words



Read to lead

Aim : -To read words and sentences about appearance.

Picture	Word	Sentence
	long	She's got long hair.
	short	He's got short hair.
	blond	He's got blond hair.
	brown	He's got brown hair.
	curly	He's got curly hair.
	straight	He's got straight hair.
Square - circle - triangle - rectangle - diamond     		

Self assessment :How is my reading?			
No mistakes	Excellent 😊	Good	Developing 😞
Loud voice	Excellent 😊	Good	Developing 😞



Unit 6: A new friend!

Aim : -To read words and sentences about appearance.



Level 1

Long short

Straight curly

Blonde Black

She has got long hair.

He has got short hair.

It has got black eyes.

 <p><u>The</u></p>	-Start with a capital letter	 	 <p>I see a dog.</p>	-End with a full stop	 
<u>like</u>	-Write on the lines	 	The dog is	-Finger space	 
<u>like</u>	-Write left to right	 	 <p><u>like</u></p>	-Correct spelling	 

Unit 6: A new friend!

Aim : -To read words and sentences about appearance.

☆☆ Level 2

Long curly short

Straight Black Blonde

She has got long hair.

She hasn't got short hair.

He has got short hair.

→ The -Start with a capital letter
like -Write on the lines
like -Write left to right
→



I see a dog. → -End with a full stop

The dog is -Finger space

✓ like -Correct spelling





Unit 6: A new friend!

Aim : -To read words and sentences about appearance.



Level 3

She has got long hair.

She has

She hasn't got

He has got

He hasn't

→ The -Start with a capital letter

like -Write on the lines

like -Write left to right



I see a dog. -End with a full stop



The dog is -Finger space



✓ like -Correct spelling



Unit 6: A new friend!

Lesson 2

Aim : To read for specific information. To write sentences correctly.

Level A: Complete the sentences with words from the box.

blond – curly – long

1- She has got hair .



2- He has got hair .



Level B: Order the words and make a correct sentence.

1- has - straight- She - got - . - hair

.....

2- hasn't - She - blond - got - . - hair

.....

Level C: Look at the picture and write 2-3 sentences.

.....

.....

.....



I'm proud of you because of:

☐ Your good handwriting.

☐ Your correct answers.

☐ Using correct punctuation.

Good and it's time to:

☐ Correct spelling mistakes.

☐ Correct mistakes.

☐ Keep finger space between words.

☐ Use (. , / ?)

☐ Write neatly / on lines.

☐ Complete missing work.

/ / T.

Unit 6: A new friend!

Lesson 3

Aim : To read for specific information. To write sentences correctly.

Level A: Match the picture with correct word.

blond

long



Level B: Complete the sentences with words from the box.

long – blond – black

1- She has got hair .



2- It has got eyes.



Level C: Look at the picture and write a sentence. (4 words or more)



I'm proud of you because of:

☐ Your good handwriting.

☐ Your correct answers.

☐ Using correct punctuation.

Good and it's time to:

☐ Correct spelling mistakes.

☐ Correct mistakes.

☐ Keep finger space between words.

☐ Use (. / , ?)

☐ Write neatly / on lines.

☐ Complete missing work.

/ / T.

Unit 6: A new friend!

Lesson 4

Aim : To read for specific information. To write sentences correctly.

Level A: Match the picture with correct word.

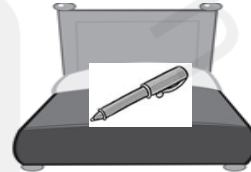
bed



pen



Level B: Look at the picture and complete the sentence.



Ken's got a.....

The pen is on the

Level C: Look at the picture and write a sentence. (4 words or more)

.....



I'm proud of you because of:

☐ Your good handwriting.

☐ Your correct answers.

☐ Using correct punctuation.

Good and it's time to:

☐ Correct spelling mistakes.

☐ Correct mistakes.

☐ Keep finger space between words.

☐ Use (. , / ?)

☐ Write neatly / on lines.

☐ Complete missing work.

/

/

T.

Unit 6: Reading activity.






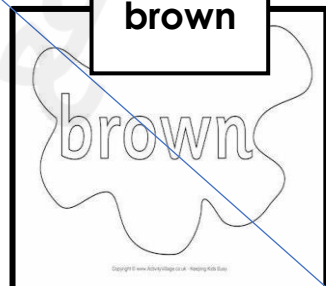



Aim : To read for specific information

Q 1 : Read, choose and write the correct word.

This is my friend Sara. She is seven years old. She has got (0) brown eyes. She has got (1) _____ hair.

She always wear (2) _____. Her favorite colour is (3) _____.
Her favorite sport is (4) _____.

She always go to school by (5) _____.

<p>purple</p> 	<p>long</p> 	<p>dress</p> 
<p>football</p> 	<p>bus</p> 	<p>brown</p> 
 <p>Excellent</p>	 <p>Good</p>	 <p>Developing</p>




Q 2 : Read and circle Yes or No.

Karen's Doll

Karen's favorite toy is her doll. The doll's name is Kathy. Kathy has blond hair and wears a pink dress. Karen was three years old when she got her doll. Kathy sleeps on Karen's bed when Karen is at school.



- 1- Karen's toy is a doll . Yes No
- 2- The doll's name is Pari . Yes No
- 3- Kathy has blond hair . Yes No
- 4- Kathy wears a blue dress. Yes No
- 5- Kathy sleeps on Karen's bed. Yes No

 Excellent	 Good	 Developing
--	---	---

Unit 6: Writing activity.

Aim : To write sentences using the unit words.

Q 1 : Look at the picture and write the correct word.



(1).....



(2).....

Q 2 : Look at the picture and complete the word.



(1)cu _ ly



(2)l _ n _



(3)sh _ r _

Q 3 : Look at the picture bellow and write sentence. (describe the girl)



.....

.....

.....

.....

.....

.....

.....

I'm proud of you because of:

☐ Your good handwriting.

☐ Your correct answers.

☐ Using correct punctuation.

Good and it's time to:

☐ Correct spelling mistakes.

☐ Correct mistakes.

☐ Keep finger space between words.

☐ Use (. / , ?)

☐ Write neatly / on lines.

☐ Complete missing work.

/ / T.



Extra worksheet





Extra worksheet






ENGLISH Booklet

UNIT 7

Dinner time!



Unit 7: Grammar



I

we use



like




I

we use



don't like

PositiveI like rice.negativeI don't like meat.I like milk.I don't like carrots.

Unit 6: Grammar song

Food









Unit 6: Game

Food



Read to lead

Aim : -To read words and sentences about food.

Picture	Word	Sentence
	rice	I don't like rice. ☹️
	meat	I like meat. 😊
	carrots	I don't like carrots. ☹️
	yogurt	I like yogurt. 😊
	fish	I don't like fish. ☹️
	bread	I like bread. 😊

				
milk - juice - water - hot chocolate - tea				

Self assessment :How is my reading?			
No mistakes	Excellent 😊	Good	Developing ☹️
Loud voice	Excellent 😊	Good	Developing ☹️



Unit 7: Dinner time!

Aim : To practice writing words about food.



Level 1

carrots rice

yogurt meat

fish bread

I like meat.

I don't like fish.

I like rice.

I don't like yogurt.

I like carrots.

I don't like bread.

The -Start with a capital letter

like -Write on the lines

like -Write left to right


→



I see a dog. -End with a full stop

The dog is -Finger space

✓ **like** -Correct spelling





Unit 7: Dinner time!

Aim : To practice writing words about food.



Level 2

I like meat.

I don't like fish.

I like rice.

I don't like yogurt.

I like carrots.

The

-Start with capital letter



I see a dog.

-End with a full stop



like

-Write on the lines



The dog is

-Finger space



like

-Write left to right



✓ like

-Correct spelling





Unit 7: Dinner time!

Aim : To practice writing words about food.



Level 3

I like carrots.

I don't like

I like

I don't

I

→ The - Start with a capital letter
like - Write on the lines
like - Write left to right
→



I see a dog. - End with a full stop



The dog is - Finger space

✓ like - Correct spelling

Unit 7 : Dinner time!

Lesson 2

Aim : To read for specific information. To write sentences correctly.

Level A: Complete the sentences with words from the box.

tea – hot chocolate – milk

1- I like



2- I don't like '



Level B: Order the words and make a correct sentence.

1- like - . - I - rice

.....

2- don't - I - carrots - like - . -

.....

Level C: Look at the picture and write a sentence.

.....



I'm proud of you because of:

☐ Your good handwriting.

☐ Your correct answers.

☐ Using correct punctuation.

Good and it's time to:

☐ Correct spelling mistakes.

☐ Correct mistakes.

☐ Keep finger space between words.

☐ Use (. / , ?)

☐ Write neatly / on lines.

☐ Complete missing work.

/

/

T.



Unit 7 : Dinner time!

Lesson 3

Aim : To read for specific information. To write sentences correctly.

Level A: Match the picture with correct word.

I like tea.



I don't like milkshake.



Level B: Order the words and make a correct sentence.

1- like - I - don't - . - water

.....

2- like - I - don't - juice - .


.....

Level C: Look at the picture and write 2-3 sentences.

.....

.....

.....



I'm proud of you because of:

☐ Your good handwriting.

☐ Your correct answers.

☐ Using correct punctuation.

Good and it's time to:

☐ Correct spelling mistakes.

☐ Correct mistakes.

☐ Keep finger space between words.

☐ Use (. , / ?)

☐ Write neatly / on lines.

☐ Complete missing work.

/

/

T.



Unit 7 : Dinner time!

Lesson 4

Aim : To read for specific information. To write sentences correctly.

Level A: Match the picture with correct word.

tin

fig



Level B: Complete the sentences with words from the box.

tin – fig – bin


1- Through the trash in the..... .



2- Open the'



Level C: Look at the picture and write a sentence.



I'm proud of you because of:

☐ Your good handwriting.

☐ Your correct answers.

☐ Using correct punctuation.

Good and it's time to:

☐ Correct spelling mistakes.

☐ Correct mistakes.

☐ Keep finger space between words.

☐ Use (. / , ?)

☐ Write neatly / on lines.

☐ Complete missing work.

/ / T.

Unit 7: Reading activity.

Aim : To read for specific information

Q 1 : Read and match.

 - (1) I like ~~carrots~~.

☐

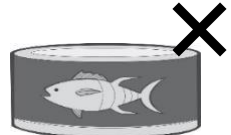

- (2) I don't like tin.

☐


- (3) I like ice-cream.

☐


- (4) I like tea.




☐


- (5) I don't like yogurt.

☐



- (6) I don't like fish.

☐


 Excellent	 Good	 Developing
---	--	---

Q 2 : Read and circle the correct picture.

0.It's water.



1.It's hot, I need it now.



2.you can find this food in the sea.



3.I am thirsty.



Unit 7: Writing activity.

Aim : To write sentences using the unit words.

Q 1 : Look at the picture and write the correct word.



(1).....



(2).....

Q 2 : Look at the picture and complete the word.



(1) t _ n




(2) m _ a _



(3) b _ rea _

Q 3 : Draw your dinner and write sentences. (3-5 sentences) .



.....

.....

.....

.....

.....

.....

.....

I'm proud of you because of:

☐ Your good handwriting.

☐ Your correct answers.

☐ Using correct punctuation.

Good and it's time to:

☐ Correct spelling mistakes.

☐ Correct mistakes.

☐ Keep finger space between words.

☐ Use (. / , ?)

☐ Write neatly / on lines.

☐ Complete missing work.

/ / T.





ENGLISH Booklet

UNIT 8

Tidy up!

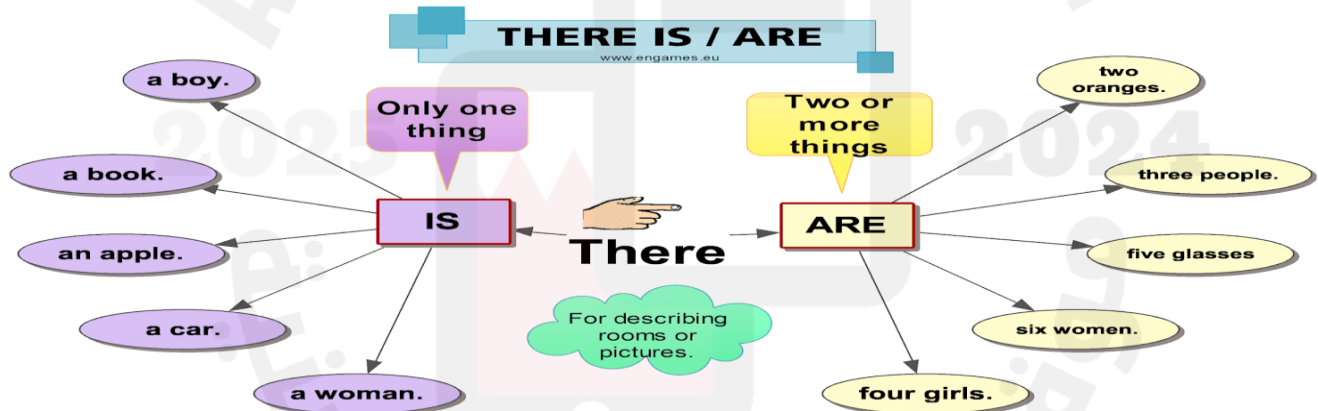


Unit 8: Grammar

<p>There is = There's</p> <p>There's + singular (يأتي بعدها كلمة مفرد)</p>	<p>There are</p> <p>There are + Plural (يأتي بعدها كلمة جمع)</p>
<p>Ex: There's a bed.</p> 	<p>Ex: There are pillows.</p> 


1 **There's** **a** **-----** .

2 **There are** **-----** .











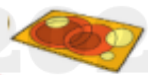
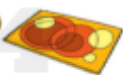






Unit 8 : Grammar song

There's , There are



Read to lead

Aim : -To read words and sentences related to unit 8.

Picture	Word	Sentence
	Cupboard	There's a cupboard.
	bed	There's a bed.
	blanket	There's a blanket.
	Pillow	There are pillows.  
	shelf	There's a shelf.
	rug	There are rugs.  
     		
Pan - plate - cup - knife - fork - spoon		

Self assessment :How is my reading?			
No mistakes	Excellent 😊	Good	Developing 😞
Loud voice	Excellent 😊	Good	Developing 😞



Unit 8: Tidy up!

Aim : To practice writing words related to unit 8.

Level 1

Rug / bed / shelf

blanket / pillow / cupboard

fork / spoon / knife

plate / pan / cup

There's a cup under the bed.

There are three plates on the table.

There's a pillow on the bed.

There are six forks under the cupboard.

 The	-Start with a capital letter	 	I see a dog.		-End with a full stop	 
like	-Write on the lines	 	The dog is		-Finger space	 
like	-Write left to right	 	 like	✓	-Correct spelling	 



Unit 8: Tidy up!

Aim : To practice writing words related to unit 8.

Level 2

Rug / bed / shelf / blanket / pillow / cupboard

There's a cup under the bed.

There are three plates on the table.

There's a pillow on the bed.

There are six forks under the cupboard.

→ The -Start with a capital letter
like -Write on the lines
like -Write left to right
→



I see a dog. -End with a full stop

The dog is -Finger space

✓ like -Correct spelling



Unit 8: Tidy up!

Aim : To practice writing words related to unit 8.

Level 3

There's a cup under the bed.

There are three plates on the table.

- Complete the missing sentences.

There are six

There's a

There are

→ The -Start with a capital letter
like -Write on the lines
like -Write left to right
→



I see a dog. -End with a full stop
The dog is -Finger space
✓ like -Correct spelling



Unit 8 : Tidy up

Lesson 2

Aim : To read for specific information. To write sentences correctly.

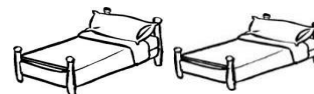
Level A: Complete the sentences with words from the box.

There's – There are

1- a blanket .



2- beds .



Level B: Order the words and make a correct sentence.

1- a- There's - . - bed


.....

2- are - There - rugs - .

.....

Level C: Look at the picture and write 2-3 sentences .

.....
.....
.....



I'm proud of you because of:

☐ Your good handwriting.

☐ Your correct answers.

☐ Using correct punctuation.

Good and it's time to:

☐ Correct spelling mistakes.

☐ Correct mistakes.

☐ Keep finger space between words.

☐ Use (. / , ?)

☐ Write neatly / on lines.

☐ Complete missing work.

/ / T.



Unit 8: Tidy up!

Lesson 3

Aim : To read for specific information. To write sentences correctly.

Level A: Complete the sentences with words from the box.

cup – fork – spoons

1. There are

2. There's

Level B: Order the words and make a correct sentence.

1- are - two - There - forks - .

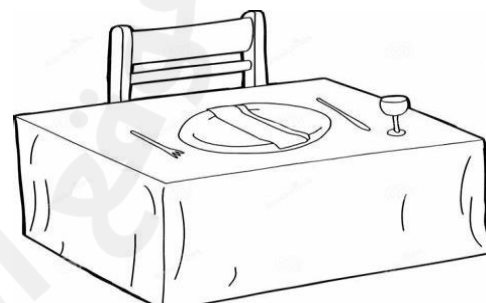
2- . - a - There's - plate

Level C: Look at the picture and write 2-3 sentence.

.....

.....

.....



I'm proud of you because of:

☐ Your good handwriting.

☐ Your correct answers.

☐ Using correct punctuation.

Good and it's time to:

☐ Correct spelling mistakes.

☐ Correct mistakes.

☐ Keep finger space between words.

☐ Use (. / , ?)

☐ Write neatly / on lines.

☐ Complete missing work.

/ / T.



Unit 8 : Tidy up


Lesson 4

Aim : To read for specific information. To write sentences correctly.

Level A: Match the picture with correct word.

fox

dog

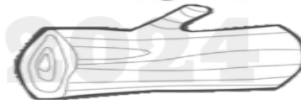



Level B: Complete the sentences with words from the box.

fox – log – dog -box

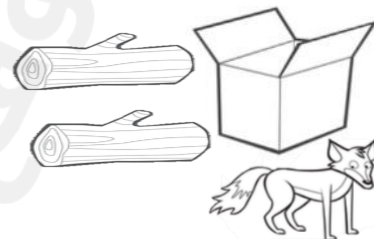
1- Look at the

2- This is a '



Level C: Look at the picture and write 2-3 sentences.

.....
.....
.....



I'm proud of you because of:

☐ Your good handwriting.

☐ Your correct answers.

☐ Using correct punctuation.

Good and it's time to:

☐ Correct spelling mistakes.

☐ Correct mistakes.

☐ Keep finger space between words.

☐ Use (. , / ?)

☐ Write neatly / on lines.

☐ Complete missing work.

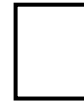
/ / T.

Lesson 4 : Reading activity

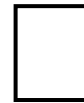
Aim : To read for specific information

Q 1 : Read and match.

- (1) ~~There's a cup.~~



- (2) There are two knives.



- (3) There's a shelf.



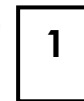
- (4) She's playing with the dolls.






- (5) There's a cupboard.




- (6) There's a bed.



	Excellent		Good		Developing
---	-----------	---	------	--	------------

Q 2 : Read and circle Yes or No.



Hello ! This is my bedroom.

There's a rug.

There's a small bed.

There are books.

There are three frames.

There's a shelf.

0- This is his flat .

Yes No

1- There's a rug .

Yes No

2- There's a big bed.

Yes No

3- There are books .

Yes No

4- There are two frames.

Yes No

5- There's a shelf .


Yes No

Excellent	Good	Developing
-----------	------	------------


Unit3 : Writing activity.

Aim : To write sentences using the unit words.

Q 1 : Look at the picture and write the correct word.



(1).....




(2).....

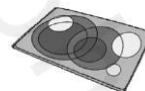
Q 2 : Look at the picture and complete the word.



(1) _ _ elf



(2) _ upb _ _ rd



(3)r _ g

Q 3 : Look at the picture bellow and write sentence.(3-5 sentences) .



.....

.....

.....

.....

.....

.....

I'm proud of you because of:

☐ Your good handwriting.

☐ Your correct answers.

☐ Using correct punctuation.

Good and it's time to:

☐ Correct spelling mistakes.

☐ Correct mistakes.

☐ Keep finger space between words.

☐ Use (. / , ?)

☐ Write neatly / on lines.

☐ Complete missing work.

/ / T.



Extra worksheet

