

كراسة و مذكرة الأنشطة الخاصة باللغة الانجليزية



تم تحميل هذا الملف من موقع مناهج مملكة البحرين

موقع المناهج ← مناهج مملكة البحرين ← الصف الثاني ← لغة انجليزية ← الفصل الثاني ← ملفات متنوعة ← الملف

تاريخ إضافة الملف على موقع المناهج: 2025-10-12 17:32:08

ملفات اكتب للمعلم اكتب للطالب ا اختبارات الكترونية ا اختبارات ا حلول ا عروض بوربوينت ا أوراق عمل
منهج انجليزي ا ملخصات وتقارير ا مذكرات وبنوك ا الامتحان النهائي للمدرس

المزيد من مادة
لغة انجليزية:

التواصل الاجتماعي بحسب الصف الثاني



صفحة مناهج مملكة
البحرين على
فيسبوك

الرياضيات

اللغة الانجليزية

اللغة العربية

التربية الاسلامية

المواد على تلغرام

المزيد من الملفات بحسب الصف الثاني والمادة لغة انجليزية في الفصل الثاني

كتاب اللغة الإنجليزية الجزء الثاني

1

كتيب اللغة الإنجليزية

2

نشرة التقويم الأول في الوحدة السابعة

3

مراجعة الوحدة السابعة

4

Look English booklet

5




My English booklet

Grade 2 - 1st Semester 2025/2026

Name:

Class: 2 /









T. Asma Alghareeb

Edited by: Zahra Ali

STUDENT'S ACHIEVEMENT




Date: _____

Keep doing 	Pay attention 	Do it again 
<input type="checkbox"/> Neat handwriting. <input type="checkbox"/> No spelling mistakes. <input type="checkbox"/> No grammar mistakes. <input type="checkbox"/> Well-written words. <input type="checkbox"/> Well-written sentences. <input type="checkbox"/> Complete booklet. <input type="checkbox"/> Little researcher. <input type="checkbox"/> Neat booklet. <input type="checkbox"/> You follow the writing rules.	<input type="checkbox"/> Handwriting. <input type="checkbox"/> Spelling mistakes. <input type="checkbox"/> Grammar mistakes. <input type="checkbox"/> Words writing. <input type="checkbox"/> Sentence writing. <input type="checkbox"/> Incomplete booklet. <input type="checkbox"/> Little researcher. <input type="checkbox"/> Neat booklet.	<input type="checkbox"/> Words copying <input type="checkbox"/> Sentence writing. <input type="checkbox"/> Finish booklet. <input type="checkbox"/> Little researcher. <input type="checkbox"/> Neat booklet.
<u>Teacher's feedback:</u> 		<u>Parent's signature and comments:</u>

Date: _____		
Keep doing 	Pay attention 	Do it again 
<input type="checkbox"/> Neat handwriting. <input type="checkbox"/> No spelling mistakes. <input type="checkbox"/> No grammar mistakes. <input type="checkbox"/> Well-written words. <input type="checkbox"/> Well-written sentences. <input type="checkbox"/> Complete booklet. <input type="checkbox"/> Little researcher. <input type="checkbox"/> Neat booklet. <input type="checkbox"/> You follow the writing rules.	<input type="checkbox"/> Handwriting. <input type="checkbox"/> Spelling mistakes. <input type="checkbox"/> Grammar mistakes. <input type="checkbox"/> Words writing. <input type="checkbox"/> Sentence writing. <input type="checkbox"/> Incomplete booklet. <input type="checkbox"/> Little researcher. <input type="checkbox"/> Neat booklet.	<input type="checkbox"/> Words copying <input type="checkbox"/> Sentence writing. <input type="checkbox"/> Finish booklet. <input type="checkbox"/> Little researcher. <input type="checkbox"/> Neat booklet.
<u>Teacher's feedback:</u> 		<u>Parent's signature and comments:</u>

STUDENT’S ACHIEVEMENT

Date: _____

Keep doing 	Pay attention 	Do it again 
<ul style="list-style-type: none"><input type="checkbox"/> Neat handwriting.<input type="checkbox"/> No spelling mistakes.<input type="checkbox"/> No grammar mistakes.<input type="checkbox"/> Well-written words.<input type="checkbox"/> Well-written sentences.<input type="checkbox"/> Complete booklet.<input type="checkbox"/> Little researcher.<input type="checkbox"/> Neat booklet.<input type="checkbox"/> You follow the writing rules.	<ul style="list-style-type: none"><input type="checkbox"/> Handwriting.<input type="checkbox"/> Spelling mistakes.<input type="checkbox"/> Grammar mistakes.<input type="checkbox"/> Words writing.<input type="checkbox"/> Sentence writing.<input type="checkbox"/> Incomplete booklet.<input type="checkbox"/> Little researcher.<input type="checkbox"/> Neat booklet.	<ul style="list-style-type: none"><input type="checkbox"/> Words copying<input type="checkbox"/> Sentence writing.<input type="checkbox"/> Finish booklet.<input type="checkbox"/> Little researcher.<input type="checkbox"/> Neat booklet.
<u>Teacher’s feedback:</u>		<u>Parent’s signature and comments:</u>



Grades

Tests							
Test (1)			Test (2)			Speaking	
L8	R8	W8	L8	R8	W8	6	6

L : Listening الاستماع

R : Reading القراءة

W : writing الكتابة

S : speaking التحدث

 Copilot




EAGER READER

عند رؤية شعار eager reader يمكنكم
استعمال تطبيق Copilot لقراءة الفقرات
باستعمال الذكاء الاصطناعي.




Initiatives



Favorite subject



Dream house



- يرجى تحميل تطبيق QR Reader في الهاتف أو الجهاز الذكي حتى يتسنى للطلاب الاستفادة من المكتبة الرقمية والإجابة على الأسئلة الإثرائية حيث أنه يوجد رموز QR في بعض صفحات الأنشطة بهدف التعلم الذاتي أو إثراء لمحتوى النشاط.



- ساقوم بالتواصل من خلال البوابة التعليمية لوزارة التربية والتعليم عن طريق وضع الأنشطة والإثراءات، ونماذج إجابات للأنشطة، يمكنكم الدخول للموقع من خلال الرابط <http://www.edunet.bh/> والتسجيل من خلال إدخال الرقم الشخصي في الخانتين

خطوات تعليم القراءة المتبعة:

1. تعلم أصوات الحروف وحفظها كما في فيديو (1) Phonics
2. تعلم دمج صوت حرف عادي مع حرف vowel كما في فيديو (2) Blend ladder .
3. تعلم دمج ثلاث أصوات وبدأ قراءة كلمات كما في فيديو 3.
4. حفظ بعض الكلمات البصرية كما في فيديو 4.

1. Phonics



2. Blend ladder



3. CVC words



4. Sight words



تطبيقات مفيدة لتعلم القراءة في الأجهزة الذكية

Endless Reader



Tiggly story

maker



قناة تعليمية للقراءة في اليوتيوب Alpha

Blocks



Stories قصص

Jack and the beanstalk

Biscuit

The very hungry caterpillar

The gingerbread man

Dear zoo

The ugly duckling



أدوات رقمية يحتاجها الطالب



Reading Progress



Writing rules:



- Start the sentence with a capital letter.

→ It's a pencil.

- Use finger spaces between words.

It's a pencil.

- Use punctuation at the end of a sentence (. ? , !)

It's a pencil.

- Write on the four lines.


It's a pencil.

I can write my name!

My name is ...



Handwriting practice lines consisting of solid top and bottom lines with a dashed middle line. The page contains 10 sets of these lines for practice.



Unit 1

Unit's Dictation

Week 1	PE, English, maths I have PE on Monday.
Week 2	art, music I've got art on Sunday.
Week 3	Science, Computer My favourite lesson is science
Week 4	Has he got PE on Tuesday? Yes, he has.

Workbook Pages

9	10	11	12	15	16	17	18
----------	-----------	-----------	-----------	-----------	-----------	-----------	-----------

Please refer to the school's weekly circular for reminders/dates of dictations and what workbook pages are answered during the week.

Little Researcher

Link to global awareness

What are some animals that are endangered? And why?



Handwriting practice lines (solid top and bottom lines with a dashed middle line) for writing the answer.

Don't forget:

- Don't share your name.
- Don't share your password.
- Be careful when you use the internet.



1 Look, read and circle the correct answer.



- ① art
2. science

1. maths
2. English

1. art
2. computer science

2 Read the sentences and match them with the correct subject word.

Music – maths – citizenship – art

1. I learn about Bahrain.


citizenship

2. I learn to count numbers.


3. I colour and draw.

4. I sing and dance.

3 Write sentences using 'I like' about the school subjects.



I like maths.



Start with a
capital letter



ABCD

Use
finger
paces



End with a
punctuation mark



Write on the lines neatly








handwriting

1 Put the sentences in the correct order.

1.. Thursday - got - I've - science - on

2 Look, read the timetable and write complete sentences.

Sunday	Monday	Tuesday	Wednesday	Thursday
 computer science	 citizenship	 art	 English	 Science

1. I've got computer science on Sunday.

2.

3.

4.

5.



2 sentences



3-4 sentences



5 sentences



Start with a capital letter

ABCD



Use finger paces



End with a punctuation mark



Write on the lines neatly

handwriting

1 Read the question and color the correct answer.

0. Have you got English on Sunday?

No, I haven't.




1. Have you got science on Monday?



2. Has he got PE on Tuesday?



3. Has he got maths on Wednesday?



4. Has she got art on Thursday?



5. Has she got computer science on Monday?



Challenge question:

Write a question and an answer:



Start with a
capital letter



ABCD

Use
finger
aces



End with a
punctuation mark



?!.

Write on the lines neatly



handwriting



1. Read the passage.

Beth is three

AI generated phonic passage



Beth’s third birthday was today. She took a bath in the bathroom and brushed her teeth. She got dressed in her favourite clothes. After the party, she said “thank you” to all her friends. Beth is young, wild and three now.

2. Reading fluency rate.

Accuracy Pronouncing words correctly	Rate Not too fast and not too slow	Expression tone, pauses (following punctuation)	Mark Out of 4
			_____/4

3. Write the words with “th” from the paragraph and read them out loud.

Beth

1	Fill in the gaps with the correct word
---	--

Dear (1) Ali







How are you?

I really (2) _____ school! I've got (3) _____ on Sunday and art on (4) _____. I've got science on Tuesday. My favourite (5) _____ is English.

What's your favourite lesson?

(6) _____ you soon!

Sara

					
PE	see	like	lesson	Monday	Ali



1 | Write your own email about your school. Follow the following

Sunday	Monday	Tuesday	Wednesday	Thursday
PE	English	science	art	music

- Greeting
- Ask a question
- Do you like school
- What subjects have you got
- What is your favourite subject
- Ask another question
- Say goodbye
- Write your name

Dear

 25 words	 30 words	 35 words
--	--	--

Start with a capital letter

ABCD

Use
finger
spaces



End with a punctuation mark



7

Write on the lines neatly

handwriting

Unit 2

Unit's Dictation

Week 1	bike , robot , skateboard This is my bike.
Week 2	Camera, pens, tablet These are my pens
Week 3	Guitar, building bricks That is my guitar
Week 4	This is my camera. That is my bike.

Workbook Pages

19	20	21	22	25	26	27	28
----	----	----	----	----	----	----	----

Please refer to the school's weekly circular for reminders/dates of dictations and what workbook pages are answered during the week.

Little Researcher

Link to citizenship

List some traditional occasions that Bahraini people celebrate.





Don't forget:

- Don't share your name.
- Don't share your password.
- Be careful when you use the internet.



1 Look, read and circle the correct answer.



1. bike
② tablet

1. building bricks
2. camera

1. guitar
2. coloured pens

2 Read the sentences and match them with the correct object word.

guitar – tablet – camera – coloured pens

1. I coloured a garden with these.

coloured pens

2. I take pictures with this.


3. I play music with this.

4. I watch YouTube and play games using this.

3 Look at the pictures and write complete sentences for each.



I have a skateboard.



Start with a capital letter



ABCD

Use



finger
places

End with a punctuation mark



?!


Write on the lines neatly



handwriting

1 Put the words in the correct order.

1. my - That - camera - is



That is my camera.

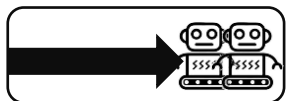
2. This - bike - is - my



3. are - These - building bricks - my



2 Look at the pictures and write complete sentences for each.



1. Those are my robots.



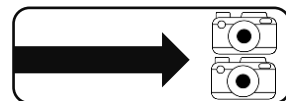
2.



3.



4.



5.



2 sentences



3-4 sentences



5 sentences



Start with a capital letter

ABCD



Use finger spaces



End with a punctuation mark



Write on the lines neatly

handwriting

1 Put the words in the correct order.

1. Sara's - . - It's - skateboard

It's Sara's skateboard.

2. bike - is - Ahmed's - . - This

3. These - coloured pens - Amal's - . - are

2 Look at the pictures and write complete sentences for each.

Lisa



1. It's Lisa's robot.

Adam



2.

Jim



3.

Ali



4.

Noor



5.



2 sentences



3-4 sentences



5 sentences



Start with a capital letter

ABCD



Use finger spaces



End with a punctuation mark



Write on the lines neatly

handwriting



1. Read the passage.

Nice weather

AI generated phonic passage



My mother and father took my brother outside to enjoy the nice weather. "Look at this feather," said the father. "These feathers are so soft and pretty," replied the mother.

2. Reading fluency rate.

Accuracy Pronouncing words correctly	Rate Not too fast and not too slow	Expression tone, pauses (following punctuation)	Mark Out of 4
			_____/4

3. Write the words with “th” from the paragraph and read them out loud.

mother

1 Fill in the gaps with the correct word

Dear (1) Ali

How are you?

My favourite thing is my (2) . I like it because it's (3) . It's (4) and (5) .

What's your favourite thing?

(6) you soon!

Adam

					
pink	see	fun	skateboard	green	Ali

1

Write your own email about your favourite thing/object. Follow the following points:



- Greeting
- What your favourite thing is
- Why you like it
- How it looks
- Ask a question
- Say goodbye
- Write your name

Stick a picture here of the object

Dear



25 words



30 words



35 words



Start with a capital letter

ABCD



Use finger spaces



End with a punctuation mark

?!



Write on the lines neatly

handwriting



Unit 3

Unit's Dictation

Week 1	rug , window, mirror This is our rug.
Week 2	floor, balcony That is my armchair.
Week 3	bookcase, door That's their house.
Week 4	The window is big.

Workbook Pages

33	34	35	36	39	40	41	42
----	----	----	----	----	----	----	----

Please refer to the school's weekly circular for reminders/dates of dictations and what workbook pages are answered during the week.

Little Researcher

Link to Islamic

Find an Ayah that emphasizes on having good manners. Write it in Arabic then explain it in English.



Handwriting practice lines for writing the answer. The page contains several sets of three horizontal lines (top solid, middle dashed, bottom solid) for writing in Arabic and English.

Don't forget:


- Don't share your name.
- Don't share your password.
- Be careful when you use the internet.




1 Look, read and circle the correct answer.



1. floor
2. armchair



1. bookcase
2. door



1. window
2. rug

2 Read and choose A or B.

1. The bookcase is round.

A.




B.



2. It's a small window.

A.

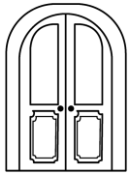


B.



3. It's a big door.

A.

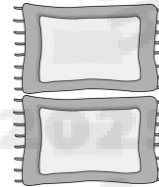


B.



4. There are two rugs.


A.




B.



3 Look at the pictures and write complete sentences for each.



It's a dining room.



Start with a
capital letter

ABCD



Use
finger
paces



End with a
punctuation mark

?!



Write on the lines neatly

handwriting

1 Put the words in the correct order.

1. books - are - their - . - Those 



2. This - armchair - our - . - is



2 Look at the pictures and write complete sentences for each.

our



1. This is our house.

their



2.

our



3.

their



4.

our



5.



2 sentences



3-4 sentences



5 sentences



Start with a capital letter

ABCD



Use finger spaces



End with a punctuation mark



Write on the lines neatly

handwriting

1 Put the words in the correct order.

1. big They've door . got a

2. We've got . books

2 Look at the pictures and write complete sentences for each.

We've



1. We've got a house.

They've



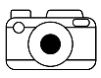
2.

We've



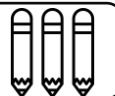
3.

They've



4.

We've



5.



2 sentences



3-4 sentences



5 sentences



Start with a
capital letter

ABCD



Use
finger
spaces



End with a
punctuation mark



Write on the lines neatly

handwriting

1 Read and fill in the gaps with behind, between or in front of.

1. The moose is _____ the tree.

2. The moose is _____ the trees.

3. The moose is _____ the trees.

the tree.

the trees.


the trees.



(1)

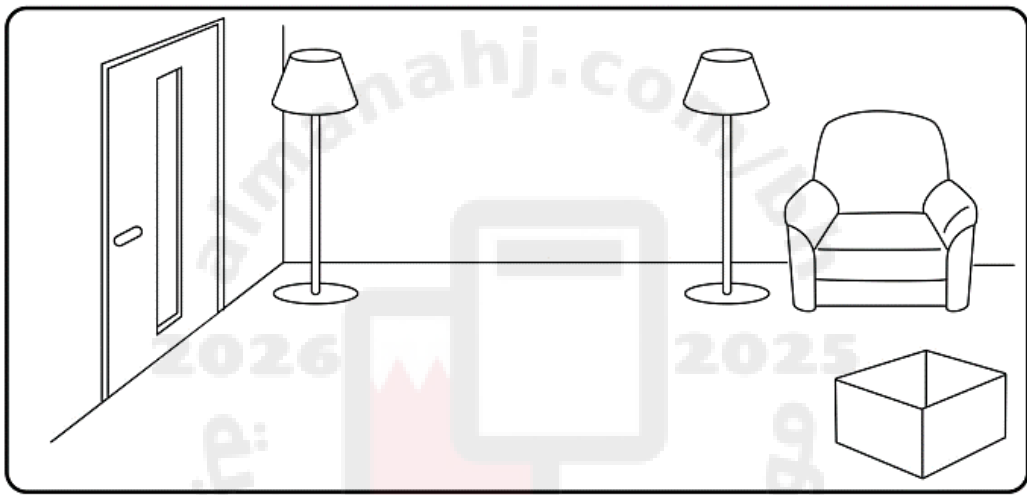


(2)



(3)

2 Read and draw.



1. The bed is between the yellow lamps.

2. The rug is in front of the door.

3. The ball is behind the box.

3 Look at the pictures and write complete sentences for each.



1. The car is behind the bed.



2.



3.



Start with a capital letter

ABCD



Use finger spaces



End with a punctuation mark

?!.



Write on the lines neatly

handwriting



EAGER READER

1. Read the passage.

A great day!

AI generated phonic passage



Today, I went to the shop to buy some fun things! I got a pair of new shorts and shiny shoes. I also found a cool shark toy. For lunch, I had chicken and chips, and then I helped my mom in the kitchen. It was a great day!

2. Reading fluency rate.

Accuracy Pronouncing words correctly	Rate Not too fast and not too slow	Expression tone, pauses (following punctuation)	Mark Out of 4
			_____/4







3. Write the words with “sh” and “ch” from the paragraph and read them out loud.

[illegible]

1 Fill in the gaps with the correct word

(1) Ali lives with his (2) . They've got a big (3) . Their house is white and (4) . They've got a (5) for books. They haven't got a (6) .

Adam

					
grey	house	family	garden	bookcase	Ali




1

Write your own paragraph about Ali's house. Include the following points.



Ali +



his family +



small house
red and white
✓ garden
✗ no balcony



25 words



30 words



35 words



Start with a
capital letter

ABCD



Use
finger
paces



End with a
punctuation mark

?!.



Write on the lines neatly

handwriting

Unit 4

Unit's Dictation

Week 1	Baseball , bounce , hit I play baseball.
Week 2	Jump, basketball, tennis He can jump.
Week 3	hockey, catch, kick She can kick the ball.
Week 4	Throw They can't throw the ball. He can throw the ball.

Workbook Pages

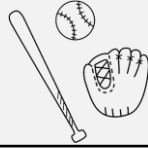
43	44	45	46	49	50	51	52
----	----	----	----	----	----	----	----

Please refer to the school's weekly circular for reminders/dates of dictations and what workbook pages are answered during the week.

1 Look, read and circle the correct answer.



1. basketball
2. baseball



1. tennis
2. baseball




1. tennis
2. hockey

2 Read and choose A or B.

1. I can **hit** the ball.

A.




B.



2. I can **catch** the ball.

A.



B.



3. I can **kick** the ball.

A.



B.



4. I can **bounce** the ball.

A.




B.




3 Look at the pictures and write complete sentences for each.



I can throw a ball.







Start with a capital letter

ABCD



Use finger paces



End with a punctuation mark

?!.



Write on the lines neatly

handwriting

1 Read and fill in the gaps with play or don't play.

Sunday	Monday	Tuesday	Wednesday	Thursday	Friday	Saturday
tennis		hockey	basketball		baseball	

1. I don't play

tennis on Monday.

don't play

2. I _____

hockey on Tuesday.

play

3. I _____

basketball on Wednesday.


4. I _____

baseball on Saturday.

2 Put the words in the correct order.

1. don't - in - They - basketball - kick - ball - the - .

3 Look at the pictures and write complete sentences for each.



hit ✓

bounce ✓

kick ✗

catch ✓

1. We hit the ball in tennis.

2. We _____

3. _____

4. _____



Start with a capital letter

ABCD



Use finger paces



End with a punctuation mark

?! .




Write on the lines neatly

handwriting

1 Read and trace.

1. Do they play basketball?

Yes, they do.



 Copilot

2. Do they kick the ball in basketball?

No, they don't.

2 Trace and complete the sentences. then, write



1. Do they play inside?

No, they don't.


2. Do they play

 Copilot

Ai generated pictures

Challenge question

Write a question and an answer for the picture.



 Copilot



Start with a
capital letter

ABCD



Use
finger
paces



End with a
punctuation mark

?!.



Write on the lines neatly

handwriting



EAGER READER

1. Read the passage.

Lily's day

- AI generated phonic passage



Lily wore a pink dress and sat on a black blanket. She watched her duck and laughed. Her brother asked, “Do you want to play?” She kicked the ball. After playing, they had a drink. Their mom called, “Dinner’s ready! We’re having chicken.”

2. Reading fluency rate.

Accuracy Pronouncing words correctly	Rate Not too fast and not too slow	Expression tone, pauses (following punctuation)	Mark Out of 4
			_____/4

3. Write the words with “ck” and “nk” from the paragraph and read them out loud.

[illegible]

1 Fill in the gaps with the correct word

Dear (1) Ali

How are you?







I play (2) _____. I can (3) _____ a ball and (4)

_____. I (5) _____ play tennis

What about you?

(6) _____ you soon.

Adam

					
don't	see	basketball	bounce	jump	Ali



1 Write your own email about your favourite sport.

- Greeting
- What do you play
- What you can do
- What you don't play
- Ask a question
- Say goodbye
- Write your name

draw a picture of your favourite sport



25 words



30 words



35 words



Start with a
capital letter

ABCD



Use
finger
paces



End with a
punctuation mark



Write on the lines neatly

handwriting

Unit 5

Unit's Dictation

Week 1	builder, build My dad is a builder.
Week 2	doctor, help My mom is a doctor.
Week 3	Farmer, grow This is a farmer.
Week 4	taxi driver, drive I can drive a car.

Workbook Pages

57	58	59	60	63	64	65	66
-----------	-----------	-----------	-----------	-----------	-----------	-----------	-----------

Please refer to the school's weekly circular for reminders/dates of dictations and what workbook pages are answered during the week.

1 Look, read and circle the correct answer.



1. doctor
2. taxi driver



1. farmer
2. football player



1. teacher
2. builder

2 Read fill in the gap with the correct verb.

1. Builders build

houses.

score

2. Doctors help

sick people.

help

3. Farmers grow

plants.

build

4. Taxi drivers drive

a taxi.

drive

5. Football players score

goals.

grow

3 Look at the picture and write complete sentences for each.



My dad is a doctor.



My grandpa



Start with a capital letter

ABCD



Use finger paces



End with a punctuation mark

?!.




Write on the lines neatly

handwriting

1 Fill in the gaps with the correct answer.


1. The player plays basketball.

2. He doesn't play football.



1. The girl _____ car.

2. She _____ bus.



2 Reorder the sentences.

1. teaches - English - . - mother - My

2. doesn't - science - She - teach - .

3 Look at the pictures and write complete sentences for each.



help animals ✓
help people ✗

1. My brother helps animals.

2. He doesn't



eat apples ✓
eat bananas ✗

3.

4.



Start with a
capital letter

ABCD



Use
finger
spaces



End with a
punctuation mark

?!.



Write on the lines neatly

handwriting

1 Read the questions and write the answers.

1. Does a student use a pencil?



Yes, he does.




Yes, she does.



2. Does a farmer use a whiteboard?







3. Does a doctor drive a taxi?








4. Does a football player score goals?







Start with a
capital letter

ABCD



Use
finger
paces



End with a
punctuation mark
?!



Write on the lines neatly

handwriting



EAGER READER

1. Read the passage.

Yesterday was fun

AI generated phonic passage



Yesterday, I wore a pretty skirt to the park. I saw a small slide and wanted to try it. After that, I had a tasty snack with my friends. We used a spoon to eat yogurt. Then, we decided to stop playing and go swim in the pool. It was so much fun!

2. Reading fluency rate.







Accuracy Pronouncing words correctly	Rate Not too fast and not too slow	Expression tone, pauses (following punctuation)	Mark Out of 4
			_____/4

3. Write the words with sk, sl, sm, sn, sp, st and sw from the paragraph and read them out loud.

This image shows a handwriting practice sheet with three sets of horizontal lines. Each set consists of a solid top line, a dashed middle line, and a solid bottom line, providing a guide for letter height and placement.This image shows a sheet of handwriting practice paper. It contains four identical sets of horizontal lines arranged vertically. Each set consists of three lines: a top solid line, a middle dashed line, and a bottom solid line. These lines are designed to help children learn the height and placement of letters as they practice writing. The paper is otherwise blank, with no text or other markings.

1 Fill in the gaps with the correct word

This is my (1) mum. My mum is a (2) teacher. She works in a (3) school. She teaches (4) English. She doesn't (5) like maths. I think she (6) loves her job.

					
teach	school	English	teacher	likes	mum

1

Write your own paragraph about the job of one of your family members.



- What their job is
- Works inside / outside
- What they do
- What they don't do
- Do they like their job

Handwriting practice lines (solid top and bottom lines with a dashed middle line) for writing the paragraph.



25 words



30 words



35 words



Start with a
capital letter

ABCD



Use
finger
paces



End with a
punctuation mark



Write on the lines neatly

handwriting

Unit 6

Unit's Dictation


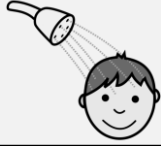
Week 1	get up , get dressed I get up every morning.
Week 2	have breakfast, have lunch I have lunch at school.
Week 3	have dinner, do homework I like to do homework.
Week 4	have a bath , go to bed I go to bed every night.

Workbook Pages

67	68	69	70	73	74	75	76
-----------	-----------	-----------	-----------	-----------	-----------	-----------	-----------

Please refer to the school's weekly circular for reminders/dates of dictations and what workbook pages are answered during the week.

1 Look, read and circle the correct answer.



1. have a bath
2. have dinner

1. have lunch
2. go to bed

1. do homework
2. have breakfast

2 Read fill in the gap with the correct verb.

1. I _____

in the mo

have
dinner

2. I _____

in the af oon.


have
lunch

3. I _____

in the eve

have
breakfast

3 Look at the picture and write complete sentences for each.



I have a bath in the bathroom.



Start with a
capital letter



ABCD

Use



finger
paces



End with a

punctuation mark



?!
.

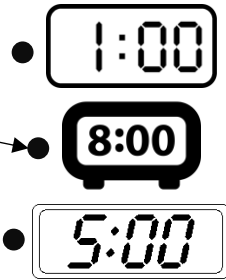


Write on the lines neatly

handwriting

1 Read and match

1. It's eight o'clock in the morning. ●
2. It's five o'clock in the evening. ●
3. It's two o'clock in the afternoon. ●



2 Reorder the sentences.

1. It's - evening - in - six - the - .

3 Look at the pictures and write complete sentences for each.



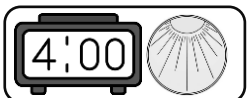
1. It's ten o'clock in the morning



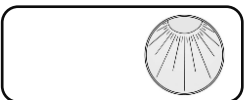
2.



3.



4.



5.



2 sentences



3-4 sentences



5 sentences



Start with a
capital letter

ABCD



Use
finger
paces



End with a
punctuation mark

?!.



Write on the lines neatly

handwriting

1

Trace, complete and write questions and answers about daily routine.



1. What time do you get up?

I get up at five o'clock.



2. What time do you have a shower?

I have a shower at



3. What time



4.



5.



2 sentences



3-4 sentences



5 sentences



Start with a capital letter

ABCD



Use finger paces



End with a punctuation mark

?!.



Write on the lines neatly

handwriting

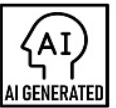


EAGER READER

1. Read the passage.

A day at the park

AI generated phonic passage



I went to the park with my sister. I saw a big black clock near the playground and Bahrain's flag waving in the sky. After playing, I felt tired. So, I drank a glass of water and had a big plum. It was a fun day at the park!

2. Reading fluency rate.




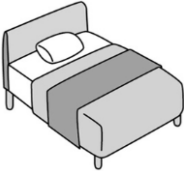


Accuracy Pronouncing words correctly	Rate Not too fast and not too slow	Expression tone, pauses (following punctuation)	Mark Out of 4
			_____/4

3. Write the words with bl, cl, fl, gl and pl from the paragraph and read them out loud.

A series of horizontal lines for handwriting practice, consisting of three sets of lines. Each set includes a solid top line, a dashed midline, and a solid bottom line.

1 Fill in the gaps with the correct word

I get up at (1) six on a school day. I have (2) _____ and get dressed. I go to (3) _____ at eight o'clock. In the afternoon, I do my (4) _____ or watch (5) _____. I have dinner at seven o'clock in the evening. I go to (6) _____ at nine o'clock.

					
homework	school	breakfast	bed	TV	six



1 Write your own paragraph about your daily routine.

- What time do you get up on a school day
- What do you do after getting up (have breakfast – get dressed)
- When do you go to school
- What do you do in the afternoon
- What do you do in the evening
- When do you go to bed

Handwriting practice lines for the paragraph.



25 words



30 words



35 words



Start with a
capital letter

ABCD



Use
finger
paces



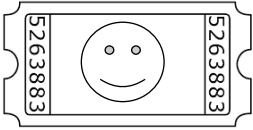
End with a
punctuation mark



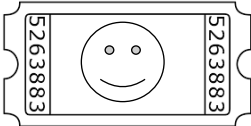
Write on the lines neatly

handwriting

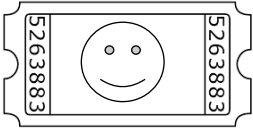
The stamps:

[illegible]

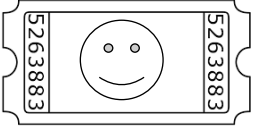
The stamps:

[illegible]

The stamps:

[illegible]

The stamps:

[illegible]