

مراجعة الوحدة العاشرة



تم تحميل هذا الملف من موقع المناهج البحرينية

موقع المناهج ← المناهج البحرينية ← الصف الأول ← لغة انجليزية ← الفصل الثاني ← ملفات متنوعة ← الملف

تاريخ إضافة الملف على موقع المناهج: 18:03:04 2025-04-15

ملفات اكتب للمعلم اكتب للطالب ا اختبارات الكترونية ا اختبارات ا حلول ا عروض بوربوينت ا أوراق عمل
منهج انجليزي ا ملخصات وتقارير ا مذكرات وبنوك ا الامتحان النهائي للمدرس

المزيد من مادة
لغة انجليزية:

التواصل الاجتماعي بحسب الصف الأول



صفحة المناهج
البحرينية على
فيسبوك

الرياضيات

اللغة الانجليزية

اللغة العربية

التربية الاسلامية

المواد على تلغرام

المزيد من الملفات بحسب الصف الأول والمادة لغة انجليزية في الفصل الثاني

مراجعة الوحدة العاشرة

1

Revision unit 9

2

Revision unit 9

3

Grad 1 unit 9

4

نشاط لغة إنجليزية الوحدة السابعة

5

Name: _____

Class: _____



Date: 1/4/24


Unit 10

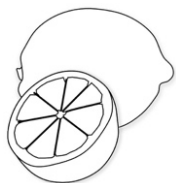
Eat and drink

Objective: To identify the unit words.
(Writing)



Instructions: Write the name of the food on the 4 lines.







Name: _____

Class: _____



Date: 1/4/24

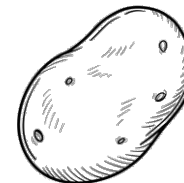

Unit 10


Eat and drink

Objective: To identify the unit words.
(Writing)



Instructions: Write the name of the food on the 4 lines.








Name: _____

Date: _____


Unit 10: Lesson 1 (Reading)

Objective: To identify the unit words.

Instructions: Match the picture with the word.




banana



sweets



lemon



milk



potato

Name: _____

Date: _____

Unit 10: Lesson 1 (Reading)

Objective: To identify the unit words.

Instructions: Match the picture with the word.



banana



sweets



lemon



milk



potato

Name: _____
Date: _____

Unit 10: Lesson 1 (Writing)

Objective: To identify the unit words.

Instructions: Match the picture with the word.



rice - bread - tomato - water- milk

0) It's _____milk_____.



1) It's _____.



2) It's _____.



3) It's a _____.



4) It's _____.



Name: _____
Date: _____

Unit 10: Lesson 1

Objective: To identify the unit words.

Writing

Instructions: Match the picture with the word.



rice - bread- tomato - water- milk

0) It's _____milk_____.



1) It's _____.



2) It's _____.



3) It's a _____.



4) It's _____.



Name: _____

Class: _____




Unit 10: Lesson 2 (Writing)



Objective:- To use the unit words in sentences "I like/ I don't like" structure.

★ Trace.



I like sweets.




I don't like rice.

★★ Unscramble the sentence.



like - I - milk.



lemon. - like -
don't - I

★★★ Write a sentence for each. (potato - banana)



Start with a
capital letter
ABCD



Use
finger
spaces



End with a
punctuation
mark



Write on the lines neatly
handwriting

Name: _____

Date: _____



Unit 10: Lesson 2 (Writing)



Objective: To use the unit words to write sentences and make a paragraph.


Example:-

"My favorite food"

My name is Aysha. I'm 23 years old. I like

banana, but I don't like tomato. I also don't like

sweets.



Instructions: Write your own paragraph. Change the words in red and copy the rest.

"My favorite food"

2025 2024

<input type="checkbox"/> Start with a capital letter ABCD	<input type="checkbox"/> Use finger spaces	<input type="checkbox"/> End with a punctuation mark ?!	<input type="checkbox"/> Write on the lines neatly handwriting
--	--	--	---

Name: _____

Date: _____



Unit 10: Lesson 2 (Writing)



Objective: To use the unit words to write sentences and make a paragraph.


Example:-

"My favorite food"

My name is Aysha. I'm 23 years old. I like

banana, but I don't like tomato. I also don't like

sweets.



Instructions: Write your own paragraph. Change the words in red and copy the rest.

"My favorite food"



Start with a
capital letter
ABCD



Use
finger
spaces



End with a
punctuation
mark **?! ,**



Write on the lines neatly
handwriting

Name: _____

Class: _____



Unit 10: Lesson 7 & 8 (Writing)

Objective:- To use the CVC words in sentences.

★ Trace.



nod



It's a mop.

★★ Unscramble the sentence.

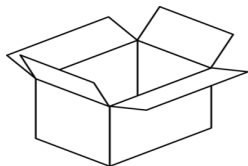


a- fox. - It's



dot. - It's -a

★★★ Write a sentence for each. (dog - box)



Start with a
capital letter
ABCD



Use
finger
spaces



End with a
punctuation
mark



Write on the lines neatly
handwriting