كتاب عمل اختبار الكتابة

تم تحميل هذا الملف من موقع المناهج الإماراتية

موقع المناهج ⇦ المناهج الإماراتية ⇦ الصف السادس ⇦ لغة انجليزية ⇦ الفصل الأول ⇦ اختبارات ⇦ الملف

تاريخ إضافة الملف على موقع المناهج: 25-11-2026 01:14:32

المزيد من مادة لغة انجليزية: ملفات ا كتب للمعلم ا كتب للطالب ا اختبارات الكترونية ا اختبارات ا حلول ا عروض بوربوينت ا أوراق عمل منهج انجليزي ا ملخصات وتقارير ا مذكرات وبنوك ا الامتحان النهائي ا للمدرس

إعداد: Salem Badreyah

التواصل الاجتماعي بحسب الصف السادس

صفحة المناهج الإماراتية على فيسبوك | المواد على تلغرام | التربية الاسلامية | اللغة العربية | اللغة الانجليزية | الرياضيات

المزيد من الملفات بحسب الصف السادس والمادة لغة انجليزية في الفصل الأول

1	كتاب عمل اختبار الكتابة
2	كتيب مراجعة نهاية الفصل
3	مفردات لغوية عامة مع المعاني والجمل التوضيحية
4	قوالب كتابة لموضوعات متنوعة – الجزء الرابع
5	مذكرة المراجعة النهائية نهاية الفصل

تحميل تطبيق المناهج للهواتف الذكية	
تطبيق المناهج على Store App (آبل)	تطبيق المناهج على Play Google (أندرويد)

Al Najah School
مدرسة النجاح

English
Writing Workbook
Grade 6 (A2)



Unit 1
Free Time
Hobbies • Family Activities
Amusement Parks



Unit 4
Exploring
Mountains • Adventures
Staying Safe



Name: _____

Grade 6 Section: _____

Teacher Badreyah

Al Najah School
مدرسة النجاح

Grade 6
A2

Writing Skills Steps

Unit 1 – Free Time & Unit 4 – Exploring

1 Understand the Question

- Read the question carefully.
- Find the topic.
- Find what you need to write (give reasons / explain / give your opinion).
- Think about Unit 1 or Unit 4.

Example Questions:

1. Write a story about a free time activity you enjoyed.
2. Write a story about an exploring trip, such as mountain climbing, a place you visited, or an exploration challenge.

2 Plan Your Ideas

- Use a mind map or notes.
- Think of 3 main points (beginning, middle, ending).
- Use key words from the unit.



Unit 1 – Free Time
- hobbies
- family activities
- amusement parks

Unit 4 – Exploring
- mountain climbing
- places to explore
- exploration challenges
- safety in exploration

3 Write the Introduction

- Introduce the topic in a general way.
- You can give your opinion.
- Use a clear and simple sentence.

Useful Phrases

- These days, ...
- I enjoy ...
- I believe that ...
- In this story, I will write about ...

4 Write the Body Paragraphs

- Cover all three prompts.
- Use past tense for your personal story.
- Use First, Next, Then, Finally.
- Describe events, challenges and how you stayed safe.
- Give examples from Unit 1 or Unit 4.

Beginning
- When it happened
- Where you went
- Who was with you



Middle
- What happened
- Challenges you faced
- How you stayed safe



Ending
- Your feelings
- One advantage
- One disadvantage



5 Write the Conclusion

- Summarise the main ideas.
- Do not add new information.
- Give your final opinion or advice.

Useful Phrases

- In conclusion, ...
- To sum up, ...
- Overall, ...
- I think ...
- It was a great experience because ...
- I would recommend ...

Unit 1 – Free Time Topic Ideas


Drawing


Reading


Family games


Amusement parks

Unit 4 – Exploring Topic Ideas


Mountain climbing


Exploring places


Exploration challenges


Staying safe

My Writing Checklist

- [ ] I wrote an introduction.
- [ ] I covered all three prompts (beginning, middle, ending).
- [ ] I used past tense.
- [ ] I used First, Next, Then, Finally.
- [ ] I used examples.
- [ ] I used correct spelling and punctuation.
- [ ] I wrote a clear conclusion.
- [ ] I wrote at least 80 words.
- [ ] My ideas are related to Unit 1 or Unit 4.
- [ ] My writing makes sense.

Think → Plan → Write → Check → Improve!

Teacher Badreyah

2025

Al Najah School
مدرسة النجاح
Part 4 — Writing
Grade 6 (A2) — للصف السادس

What do I need to do? ما المطلوب مني؟

One question سؤال واحد	Three prompts 3 نقاط توجيهية	Personal narrative سرد شخصي	At least 80 words 80 كلمة على الأقل	40 marks 40 درجة وفق سلم التقدير	Complete connected sentences جمل كاملة ومترابطة

The topics I can choose from: المواضيع التي أستطيع اختيارها·

Unit 1 – Free Time
الوحدة الأولى – وقت الفراغ



- How did you spend your time?
  كيف قضيت وقتك؟
- Entertainment and attractions
  الترفيه والمعالم الجاذبة
- My opinion and feelings
  أصف تجاربي وأعبّر عن رأيي

Unit 4 – Exploring
الوحدة الرابعة – الاستكشاف



- Places I visited
  الأماكن التي زرتها
- Difficulties I faced
  الصعوبات التي واجهتها
- What I learned and my opinion
  ماذا تعلمت وأعبر عن رأيي

How do I plan my writing? كيف أنظم نصي؟

1. **Beginning:** Who? Where? With whom?
   البداية: من؟ أين؟ مع من؟
2. **Events:** What happened? In what order?
   الأحداث: ماذا حدث؟ وبأي ترتيب؟
3. **Ending:** How did I feel? What did I learn?
   النهاية: كيف شعرت؟ وماذا تعلمت؟

Useful phrases to help me
عبارات مفيدة تساعدني

Last weekend, ...	في نهاية الأسبوع الماضي،...
First, ...	أولاً، ...
Then, ...	ثم، ...
After that, ...	بعد ذلك ...
Finally, ...	أخيراً، ...
I felt happy because ...	شعرت بالسعادة لأن ...
In my opinion, ...	في رأيي، ...
One advantage is ...	إحدى المُزايا هي ...
One disadvantage is ...	أحد العيوب هو ...

Check before you hand in your writing أراجع قبل التسليم

- ☐ I answered the question.
- ☐ I wrote at least 80 words.
- ☐ I used the correct past tense.
- ☐ I used capital letters and full stops.
- ☐ My sentences are complete and connected.

Practice example (not a test question) نموذج تدريبي (ليس سؤالاً فعلياً في الاختبار)

Last Friday, I visited a festival with my family. First, we watched a colourful performance. The dancers wore beautiful costumes. Then, we enjoyed the different attractions and took photos. After that, we ate dinner and had a delicious dessert. My favourite part was the performance because the music was exciting. Finally, we returned home in the evening. I felt happy because I spent a wonderful day with my family. I would like to visit the festival again next year.



Teacher Badreyah



Al Najah School
مدرسة النجاح



Step 1: Understand the Question

Grade 6 A2

Unit 1 – Free Time & Unit 4 – Exploring

1. Read the question carefully.

- Read all the words.
- Find the **topic.**
- Find what you need to write:
  - reasons / how it works / importance
  - and give your **opinion** or **advice.**

2. Identify key words.

- Circle or underline key words.
- Look for instruction words:
  - Write about ...
  - Explain ...
  - Describe ...
  - Discuss ...
  - Give your opinion ...
  - Give advice ...
  - How does ... work?

3. Think about the unit.

- Is it about **Unit 1 Free Time?** →
  - hobbies
  - family games
  - amusement parks
- Or is it about **Unit 4 Exploring?** →
  - mountain climbing
  - adventure challenges
  - staying safe
  - exploring new places

Example Questions

Unit 1 – Free Time

1. Write an essay about hobbies, free time, and amusement parks.
2. Write an essay about the importance of hobbies and family activities.

Unit 4 – Exploring

1. Write a personal story about climbing a mountain. Describe the challenges, how you stayed safe, and one advantage and one disadvantage.
2. Write an essay about the importance of exploring new places and adventure challenges.

Tip!

Make sure you understand the question. If you are not sure, think: What is the topic? What do I need to write? (opinion, reasons, how it works, or advice?)

2 Plan Your Ideas – Use a Mind Map or Notes

- Think of 3 main points (body paragraphs).
- Use key words from the unit.
- Add examples.
- Keep your ideas in short notes.



Note Example (Mountain Adventure)

- Where did I go?
- When did I go?
- Who did I go with?
- What happened?
- How did I stay safe?
- How did I feel?



3 Write the Introduction

What to do:

- Introduce the topic in a general way.
- You can give a short opinion.
- Use 2–3 clear sentences.

Useful Phrases

- These days, ...
- ... is/are very important.
- I believe that ...
- In this essay, I will write about ...
- ... is interesting / useful / important because ...

Example (Unit 1 – Free Time)

These days, many people enjoy hobbies in their free time. I believe that doing hobbies and spending time with family are very important. In this essay, I will write about hobbies, free time, and amusement parks.



4 Write the Body Paragraphs

Each body paragraph:

- Starts with a topic sentence.
- Gives more details (explain / describe).
- Uses examples.
- Ends with a short concluding sentence for the paragraph.

Useful Phrases

- First of all, ...
- Secondly, ...
- Another important point is ...
- For example, ...
- This helps ...
- It is good for ...
- Also, ...
- As a result, ...

Example (Unit 4 – Exploring)

Next, the path became steep, so we walked slowly. I stayed with my guide and drank water. Finally, we reached the top safely. This experience taught me to be prepared and never give up.



5 Write the Conclusion

What to do:

- Summarise the main ideas.
- Do not add new information.
- Give your final opinion or advice.

Useful Phrases

- In conclusion, ...
- To sum up, ...
- Overall, ...
- I think ...
- It is important to ...
- We should ...

Example (Unit 1 or Unit 4)

In conclusion, hobbies, family activities and exploring new places are very important. We should make good choices and keep these activities in our free time. I believe that they help us learn, be kind, and stay happy.



— ♥ Teacher Badreyah ♥ —

Al Najah School
مدرسة النجاح

Grade 6
A2

How to Write an Introduction

Unit 1 – Free Time & Unit 4 – Exploring

What is an Introduction?

The introduction is the **first paragraph** of your essay. It tells the reader what the essay is about and gives your general opinion.

A good introduction makes the reader interested in your essay.

Steps to Write an Introduction

1 Introduce the topic in a general way.
- Use a wide and general sentence (not too specific).
- Use a suitable linking word or phrase.

2 Show that it is important.
- Explain why the topic is important.
- Use simple but clear reasons.

3 Give your opinion (Thesis statement).
- Clearly say what you think.
- Use a simple and strong sentence.

Useful Phrases

Introduce the topic	Show importance	Give your opinion
These days, ...	It is important because ...	I believe that ...
Nowadays, ...	It helps ...	I think ...
Many people ...	It is good for ...	In my opinion, ...
... is a popular activity among young people.	It can improve ...	I feel that ...
... is an interesting topic.	It makes our lives better.	I am sure that ...
		It is clear that ...

Example Introductions

Unit 1 – Free Time

Free time helps us relax and feel happy.
I think it is important.
We can enjoy hobbies, spend time with family, and visit amusement parks.

Exploring

Last winter, I climbed a mountain with my family. We wanted to explore a new place and enjoy the views.



Try It!

Write your own introduction.
Choose ONE topic:

- ☐ Free time activities
- ☐ A mountain adventure

_____
_____
_____
_____
_____

Teacher Badreyah

Al Najah School مدرسة النجاح



How to Write Body Paragraphs

Grade 6 A2

Unit 1 – Free Time & Unit 4 – Exploring

What is a Body Paragraph?

A body paragraph gives more details about **one main idea.**
It **explains** the idea and gives **examples.**

Remember:
Each body paragraph:
- focuses on one main idea.
- gives reasons and examples.
- uses linking words.

Structure of a Body Paragraph

1 Topic Sentence
- Start with a clear sentence about the main idea.
- Use a linking word.

Example:
Firstly, hobbies make our free time interesting.



2 Explain
- Give more information.
- Explain why it is important.

Example:
Hobbies help us learn new skills and make us happy.



3 Give Example(s)
- Use real examples from your life, school, or the unit topics.

Example:
For example, we can draw, read stories, or collect stamps.



4 Link to the next idea
- End with a short sentence that connects to the next paragraph.

Example:
Also, spending time on hobbies can help us make new friends.

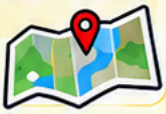

Useful Linking Words

To show order
- Firstly, ...
- Secondly, ...
- Also, ...
- Then, ...
- Finally, ...



To give a reason
- because ...
- since ...
- as ...
- due to ...
- this helps ...



To give an example
- for example, ...
- such as ...
- for instance, ...
- like ...
- for example, I ...



To show result
- so ...
- as a result, ...
- therefore, ...
- this means that ...
- it helps ...



Example Body Paragraphs

Unit 1 – Free Time

Firstly, hobbies make our free time interesting. They help us learn new skills. **For example,** we can draw, read stories, or collect stamps. **Also,** hobbies can help us make new friends. They give us chances to meet people who have the same interests.



Unit 4 – Exploring

Next, the path became steep, **so** we walked slowly. I stayed close to our guide and stopped to drink water. **Then,** we reached the top and enjoyed the view. I felt proud **because** I had finished the climb safely.



For a personal story, describe events in order and use the past tense.

Teacher Badreyah

Al Najah School
مدرسة النجاح



How to Write a Conclusion

Grade 6
A2

What is a Conclusion?

The conclusion is the **last paragraph** of your essay.

It **summarises** the main ideas and gives your **final opinion or advice.**

Why is it important?

- It reminds the reader of your **main ideas.**
- It gives your **final opinion.**
- It can give **advice** or a positive message.
- It ends your essay in a clear and strong way.

Steps to Write a Conclusion

1 Restate the topic in a different way.

- Use new words.
- Do not copy the introduction.

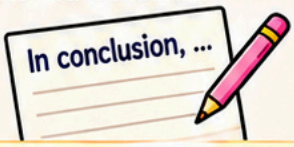

2 Summarise the main points.

- Mention the most important ideas from your body paragraphs.
- Use short sentences.



3 Give your final opinion or advice.

- Say what you think.
- You can give advice or a positive message.
- Use a clear and strong sentence.

I think ...

Useful Phrases for Conclusions

To summarise

- In conclusion, ...
- To sum up, ...
- Overall, ...
- In general, ...
- All in all, ...

To give your opinion

- I think ...
- In my opinion, ...
- I believe that ...
- I feel that ...
- It is clear that

To give advice

- We should ...
- We can ...
- It is important to ...
- It is a good idea to ...
- People should ...

To show a positive message

- This helps us ...
- It makes our lives better.
- It is good for ...
- It can improve ...
- We can have a safer and happier future.

Example Conclusions

Unit 1 – Free Time



In conclusion, hobbies, family activities, and amusement parks make free time enjoyable. **In my opinion,** we should choose fun activities and stay safe.

Unit 4 – Exploring



Finally, we returned home safely. I felt proud of our adventure. One advantage was enjoying the beautiful views, but one disadvantage was feeling tired after the long climb.

Story Advice:

End with the outcome and your feelings.

- Give an opinion when the question asks.

Teacher Badreyah

Al Najah School
مدرسة النجاح

When Do We Use Punctuation Marks?

Grade 6 (A2)

Unit 1 – Free Time & Unit 4 – Exploring

1 Full Stop (.)

Use a full stop at the end of a **statement.**

Example:

I climbed a mountain.



2 Question Mark (?)

Use a question mark at the end of a **question.**

Example:

What is your favourite hobby?



3 Comma (,)

Use a comma to separate items in a **list.**

Example:

I packed water, food and a jacket.



4 Apostrophe (’)

Use an apostrophe to show **possession** or in **contractions.**

Examples:

- My brother’s backpack is blue.
- It’s a steep path.



5 Exclamation Mark (!)

Use an exclamation mark to show **strong feelings** or excitement.

Example:

What a wonderful adventure!



6 Quotation Marks (“ ”)

Use quotation marks to show the **exact words** someone said.

Example:

She said, “I enjoy reading.”



7 Colon (:)

Use a colon to introduce a **list, explanation** or reason.

Example:

We need three things: water, food and a map.



8 Semi-colon (;)

Use a semi-colon to join **two related** sentences.

Example:

The path was steep; we walked slowly.





Using the correct punctuation makes your writing clear, correct and easy to read!



Teacher Badreyah

Al Najah School
مدرسة النجاح

How to Use Sequence Words

Grade 6
A2

Sequence words show the order of events or steps.
They help your writing to be clear and easy to follow.

First
Used to talk about the **beginning.**



First, we packed our bags.

Next
Used to show the next step after the first one.



Next, we met our guide.

Then
Used to show what happens **after that.**



Then, we followed the path.

After that
Used for the step that follows the previous one.



After that, we rested and drank water.

Finally
Used to show the last step or ending.



Finally, we reached the top safely.

More Examples (Free Time)

1 First


First, I chose a book.

2 Next


Next, I sat in the garden.

3 Then


Then, I read a story.

4 After that


After that, I played a family game.

5 Finally


Finally, I helped tidy up.

Remember!

- Use a comma after sequence words.
- Use them to show the order of events.
- They make your writing clear and easy to follow.

Example Paragraph

First, we packed our bags. **Next**, we met our guide. **Then**, we followed the path. **After that**, we rested and drank water. **Finally**, we reached the top safely.

Teacher Badreyah

Al Najah School
مدرسة النجاح

My Final Writing

Grade 6
A2

Choose ONE topic. Write at least 80 words in complete sentences.
Use the three prompts to help you.

Unit 1 – Free Time

1. When and where did you enjoy a free-time activity, and who was with you?
2. What did you do?
3. How did you feel, and what did you think of the experience?

Unit 4 – Exploring

1. When and where did you climb a mountain, and who was with you?
2. What challenges did you face, and how did you stay safe?
3. How did you feel, and what was one advantage and one disadvantage?

EXPLORE
DISCOVER
ADVENTURE

Title: .....

1 Beginning (Introduction)

.....
.....
.....
.....

2 Events and Details (Body Paragraph)

.....
.....
.....
.....

3 Ending and Opinion (Conclusion)

.....
.....
.....
.....

Writing Checklist

- ☐ I used past tense.
- ☐ I answered the three prompts.
- ☐ I checked spelling.
- ☐ I used correct punctuation.
- ☐ I used capital letters.

Teacher Badreyah

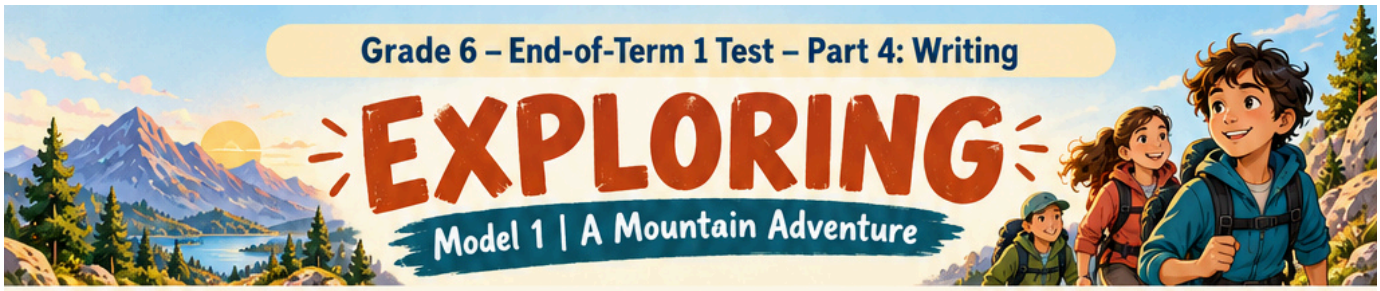

Name: _____ Class: _____ Date: _____

Task: Write a personal story about a time you climbed a mountain. Describe your adventure and explain how you stayed safe.

1. Where and when did you climb the mountain? Who was with you?



2. What difficulties did you face? How did you deal with them and stay safe?



3. What did you think of the experience? Describe one advantage and one disadvantage of it.



Write at least 80 words in complete sentences. Use the three prompts to help you. Check your spelling, punctuation and capital letters.

Your answer:

Writing assessment (proposed) - For teacher use					
Content and prompt coverage	Organisation	Vocabulary and grammar	Spelling	Punctuation and capital letters	Total
____/12	____/8	____/10	____/5	____/5	____/40



Name: _____ Class: _____ Date: _____

Task:

Write a personal story about a time you climbed a mountain.
Describe your adventure, the difficulties you faced and how you stayed safe.
Give your opinion of the experience, including one good thing and one bad thing about it.

1 

Where and when did you climb the mountain, and who was with you?

2 

What difficulties did you face, how did you deal with them, and how did you stay safe?

3 

What did you think of the experience? What was one good thing (advantage) and one bad thing (disadvantage) about it?

Write at least 80 words in complete sentences. Use the three prompts to help you. Check your spelling, punctuation and capital letters.

Your answer:

Writing assessment (proposed) – For teacher use					
Content and prompt coverage	Organisation	Vocabulary and grammar	Spelling	Punctuation and capital letters	Total
____/12	____/8	____/10	____/5	____/5	____/40



Name: _____ **Class:** _____ **Date:** _____

Task:

Write a personal story about a time you explored a forest. Describe your adventure, the difficulties you faced and how you stayed safe. Give your opinion of the experience, including one good thing and one bad thing about it.

1.



Where and when did you explore the forest, and who was with you?

2.



What difficulties did you face, how did you deal with them, and how did you stay safe?

3.



What did you think of the experience? What was one good thing (advantage) and one bad thing (disadvantage) about it?

Write at least 80 words in complete sentences. Use the three prompts to help you. Check your spelling, punctuation and capital letters.

Your answer:

Writing assessment (proposed) - For teacher use

Content and prompt coverage	Organisation	Vocabulary and grammar	Spelling	Punctuation and capital letters	Total
_____/12	_____/8	_____/10	_____/5	_____/5	_____/40

Grade 6 – End-of-Term 1 Test – Part 4: Writing

LEISURE AND FREE TIME

RIDES
GAMES
FOOD
FUN

Model 2 | An Amusement Park Visit

Name: _____ Class: _____ Date: _____

Task: Write a personal story about a past visit to an amusement park. Describe what you did and how you felt.

1. When did you visit the amusement park? Who went with you?
2. What activities did you do? What happened during your visit?
3. Which activity did you enjoy most, and why? How did you feel at the end of the day?

Write at least 80 words in complete sentences. Use the three prompts to help you. Check your spelling, punctuation and capital letters.

Your answer:

Writing assessment (proposed) - For teacher use

Content and prompt coverage	Organisation	Vocabulary and grammar	Spelling	Punctuation and capital letters	Total
____/12	____/8	____/10	____/5	____/5	____/40



كيف تُقيَّم كتابتي؟
How Is My Writing Assessed?



الصف السادس — الكتابة في اختبار نهاية القصل الأول
Grade 6 — End-of-Term 1 Writing

سلم تقييم مقتَرح للطالباتَ وَأولياء الأمور
Proposed Rubric for Students and Parents

٤٠ درجة
40 Marks

المواصفات تحدّد مجموع ٤٠ درجة، ولا تتضمن توزيعًا تفصيلًيًا للدرجات.
The specification states 40 marks but does not provide a detailed mark breakdown.

Assessment Criteria | معايير التقييم

1	المحتوى وتطوير الأفكار Content and Idea Development	١٢ درجة 12 marks	أجِيب عن النقاط الإرشادية الثلاث وأضيف تفاصيل مناسبة. I answer all three prompts and add relevant details. ٤ درجات لكل نقطة إرشادية. 4 marks for each prompt.
2	تنظيم الأفكار وترابط الجمل Organisation and Sentence Links	٨ درجات 8 marks	أرتِّب الأحداثَ وأستخدم بدايةً ونهايةً وروابط مناسبة. I sequence events and use a clear beginning, ending and suitable links.
3	المفردات والقواعد Vocabulary and Grammar	١٠ درجات 10 marks	أستخدم كلمات مناسبة وقَواعد صحيحة، بما فِيها صيغ الماضي. I use suitable words and accurate grammar, including past forms.
4	الإملاء Spelling	٥ درجات 5 marks	أراجع الكلمات وأكتُبَها بصورةٍ صحيحةٍ. I check my words and spell them correctly.
5	علامات الترقيم والحروف الكبيرة Punctuation and Capital Letters	٥ درجات 5 marks	أستخدم الحروف الكبيرة وعلامات الترقيم في مواضعها الصحيحة. I use capital letters and punctuation correctly.
	Total | المجموع	**12 + 8 + 10 + 5 + 5 = 40**	

Before You Submit | قبل التسليم

- ☑ أجيب عن النقاط الثلاث وأوضّح أفكاري.
  Answer all three prompts and develop your ideas.
- ☑ أكتب ٨٠ كلمَة عِلى الأقل في جمل كاملة.
  Write at least 80 words in complete sentences.
- ☑ أراجع الإملاء والترقيم والحروف الكبيرة.
  Check spelling, punctuation and capital letters.
- ☑ أراجع ترتيب الأحداث والمفردات والقواعد.
  Check event order, vocabulary and grammar.

♥ **لأولياء الأمور:** شجِّعوا ابنتكم على التخطيط والمراجعَة والكتابة بأسلوبها.
For parents: Encourage your daughter to plan, revise and write in her own words.

❗ الورقة الخالية من الإجابة تحصل على صفر.
A blank response receives zero marks.

موقع المناهج الإماراتية 2025

Grade 6 – End-of-Term 1 Test – Part 4: Writing

Name: _____ Class: _____

Date: _____ Total marks: 40

Model 2: Exploring

Question 1: A Forest Adventure (40 marks)

Write a personal story about a time you explored a forest. Describe your adventure, the difficulties you faced and how you stayed safe. Give your opinion of the experience, including one good thing and one bad thing about it.

1. Where and when did you explore the forest, and who was with you?

2. What difficulties did you face, how did you deal with them, and how did you stay safe?

3. What did you think of the experience? What was one good thing (advantage) and one bad thing (disadvantage) about it?

Write at least 80 words in complete sentences. Use the three prompts to help you. Check your spelling, punctuation and capital letters.

Writing assessment (proposed) - For teacher use

Content and prompt coverage	Organisation	Vocabulary and grammar	Spelling	Punctuation and capital letters	Total
____ /12	____ /8	____ /10	____ /5	____ /5	____ /40

Grade 6 – End-of-Term 1 Test – Part 4: Writing

Name: _____ Class: _____

Date: _____ Total marks: 40

Model 1: Exploring

Question 1: A Mountain Adventure (40 marks)

Write a personal story about a time you climbed a mountain. Describe your adventure, the difficulties you faced and how you stayed safe. Give your opinion of the experience, including one good thing and one bad thing about it.

1. Where and when did you climb the mountain, and who was with you?

2. What difficulties did you face, how did you deal with them, and how did you stay safe?

3. What did you think of the experience? What was one good thing (advantage) and one bad thing (disadvantage) about it?

Write at least 80 words in complete sentences. Use the three prompts to help you. Check your spelling, punctuation and capital letters.

Writing assessment (proposed) - For teacher use

Content and prompt coverage	Organisation	Vocabulary and grammar	Spelling	Punctuation and capital letters	Total
____ /12	____ /8	____ /10	____ /5	____ /5	____ /40

Grade 6 – End-of-Term 1 Test – Part 4: Writing

Model 1 | Exploring **Total: 40 marks**

Name: _____

Class: _____ Date: _____

Writing task

Write a personal story about a time you climbed a mountain. Describe your adventure and explain how you stayed safe.

1. Where and when did you climb the mountain? Who was with you?

2. What difficulties did you face? How did you deal with them and stay safe?

3. What did you think of the experience? Describe one advantage and one disadvantage of it.

Write at least 80 words in complete sentences. Use the three prompts to help you. Check your spelling, punctuation and capital letters.

Your answer

Writing assessment (proposed) - For teacher use

Content and prompt coverage	Organisation	Vocabulary and grammar	Spelling	Punctuation and capital letters	Total
____ /12	____ /8	____ /10	____ /5	____ /5	____ /40

Grade 6 – End-of-Term 1 Test – Part 4: Writing

Model 2 | Leisure and Free Time **Total: 40 marks**

Name: _____

Class: _____ Date: _____

Writing task

Write a personal story about a past visit to an amusement park. Describe what you did and how you felt.

1. When did you visit the amusement park? Who went with you?

2. What activities did you do? What happened during your visit?

3. Which activity did you enjoy most, and why? How did you feel at the end of the day?

Write at least 80 words in complete sentences. Use the three prompts to help you. Check your spelling, punctuation and capital letters.

Your answer

Writing assessment (proposed) - For teacher use

Content and prompt coverage	Organisation	Vocabulary and grammar	Spelling	Punctuation and capital letters	Total
____ /12	____ /8	____ /10	____ /5	____ /5	____ /40